

# Keysight Technologies

## Trueform Waveform Generation Technology

Technical Overview

## Introduction

Trueform waveform generation technology is an exclusive technology found in Keysight Technologies, Inc. 33500B and 33600A Series waveform generators. Trueform technology provides a few advantages over direct digital synthesis (DDS), the incumbent technology used in function generators. These advantages include significantly lower waveform jitter for less test uncertainty and a true representation of the selected waveform, not an approximation. In this overview, we will introduce you to Trueform technology and compare Trueform to DDS technology for waveform generation.

Conceptually, the simplest way to generate a waveform is to store its points in memory and then read those points out one after another and clock them into a DAC. After the last point has been read, the generator jumps back to the first point again to begin the next cycle. This is sometimes called “point per clock” (PPC) generation.

Even though this method seems like the most intuitive way to create waveforms, it has two big drawbacks. First, to change the waveform’s frequency or sample rate, the clock frequency has to change, and making a good low-noise, variable-frequency clock adds cost and complexity to the instrument. Second, since the stepwise output of the DAC is undesirable in most applications, complex analog filtering is needed to smooth the steps out. Because of its complexity and cost, this technology is used mainly in high-end waveform generators.

DDS uses a fixed-frequency clock and a simpler filtering scheme, so it’s less expensive than the PPC method. In DDS, a phase accumulator adds an increment to its output in every clock cycle, and the accumulator’s output represents the phase of the waveform. The output frequency is proportional to the increment, so it’s easy to change frequency even though the clock frequency is fixed. The output of the accumulator is converted from phase data into amplitude data typically by passing it through some type of look-up table.

The phase accumulator design allows DDS to use a fixed clock, but still execute waveforms at a perceived faster sample rate than the clock. With DDS, not every individual point in the waveform memory is being expressed in the resulting output waveform. Instead, DDS outputs a best approximation of the waveform, which means small features in the waveform can be partially or completely skipped over. At best case, such approximation can lead to added jitter, while at worst, severe distortion can result.

Keysight's Trueform technology represents the next leap in waveform generation technology, providing you the best of both worlds. It gives you a predictable low-noise waveform with no skipped waveform points like PPC technology, but at the price point of DDS technology. Trueform works by employing a patented virtual variable clock with advanced filtering techniques that track the sample rate of the waveform. In the following sections, we will look at some of the waveform generation advantages Trueform provides over DDS.

### Improved signal integrity

One of the key advantages Trueform provides over DDS is overall better signal integrity. You can see the advantage in the frequency domain by comparing spectra and the time domain with a jitter measurement comparison. Figure 1 shows a frequency domain view of a 10-MHz sine wave generated using Trueform technology. Figure 2 shows the same frequency domain view of a 10-MHz sine wave generated with DDS technology.

An ideal sine wave consists of a fundamental frequency without harmonics. In the real world, some amount of harmonics do exist, the smaller, the better. In both figures 1 and 2, circled in red you can see how many dB the second harmonic is from the fundamental frequency. You can see the Trueform second harmonic is > 5 dB lower than the DDS second harmonic. The DDS technology in Figure 2 shows the 4th and 5th harmonics, circled in blue, poking up from the noise floor. Also created is a non-harmonic spur between the two harmonics. These unwanted harmonics and spurs are negligible with the Trueform technology shown in Figure 1.

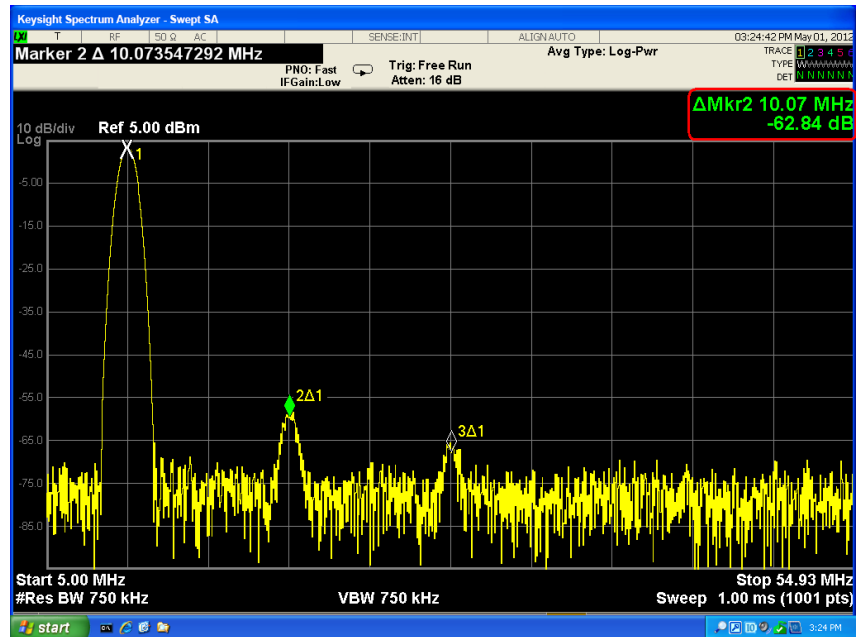


Figure 1. Harmonics from Trueform technology

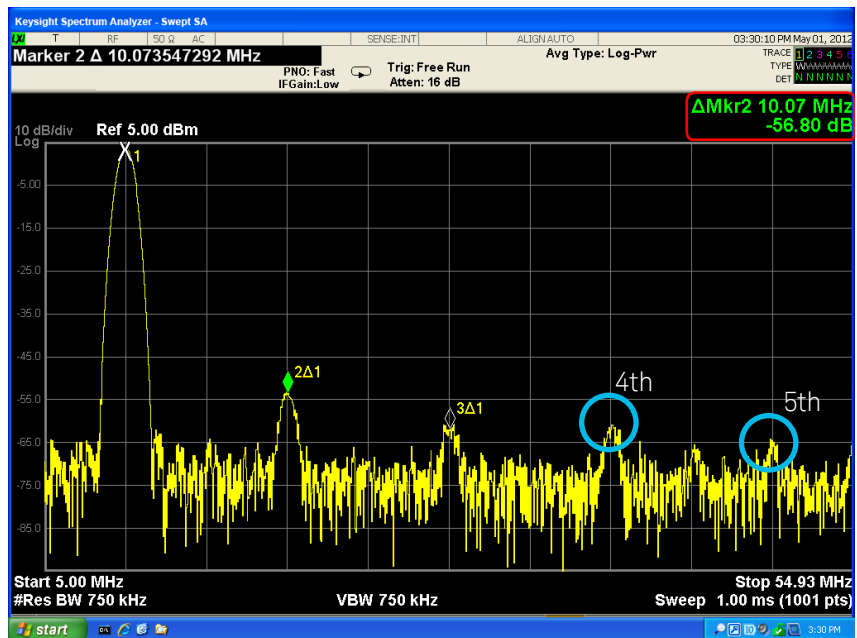


Figure 2. Harmonics from DDS technology

When we compare the two technologies from a jitter measurement perspective, the Trueform advantage becomes even more pronounced. Figures 3 and 4 show a jitter measurement made on a 10-MHz pulse signal using a high-performance oscilloscope. The scope view is zoomed in on the rising edge of the pulse signal with the persistence setting of the scope turned on. The histogram function of the scope is used to measure the period jitter of the signals. Amplitude and time scales for the scope are set the same for both measurements. The standard deviation measurement in each figure is circled in red and represents the signal's RMS jitter. The Trueform pulse signal jitter measurement is shown in Figure 3 and the DDS pulse signal jitter measurement is shown in Figure 4. The Trueform pulse waveform has more than 10 times less jitter compared to the DDS pulse waveform.

The improved signal integrity Trueform offers over DDS means less uncertainty in your tests. This is especially true when you consider edge-based timing applications like generating a clock signal, trigger signal or communication signal.

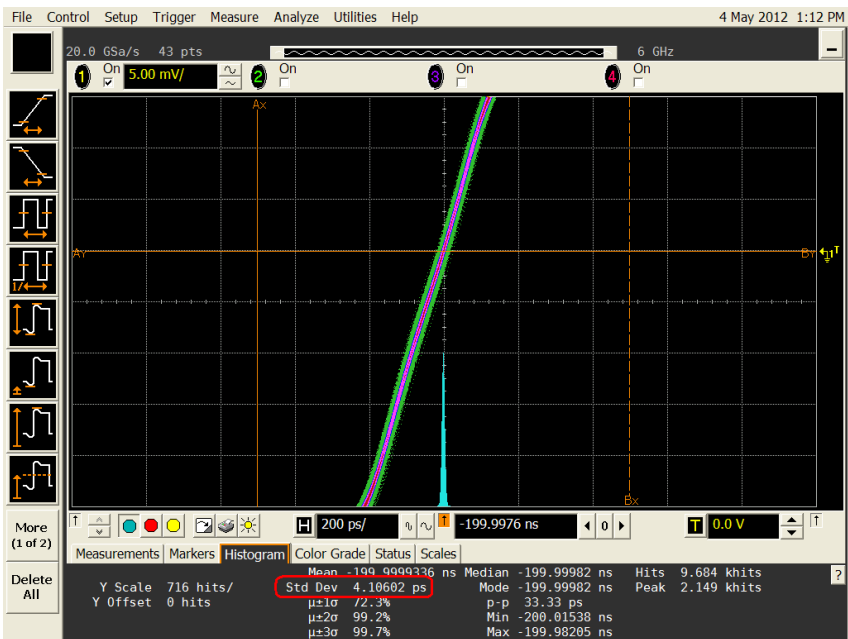


Figure 3. Jitter measurement on Trueform signal

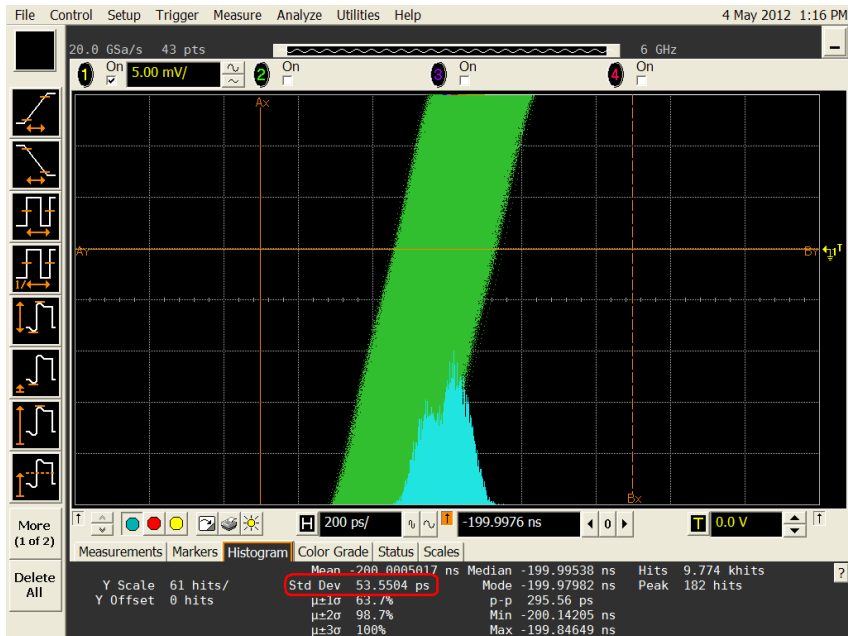


Figure 4. Jitter measurement on DDS signal

## The waveform you create is the waveform you get

As we mentioned earlier, DDS uses a fixed clock and a phase accumulator so it cannot guarantee that every point or feature in a waveform will be played. The higher the frequency, the more gaps you will see in the output waveform compared to the ideal waveform. Trueform, on the other hand, plays every waveform point regardless of the set frequency or sample rate. This becomes critical when you are dealing with a waveform that may have a small detail that is critical to the test you are performing. As an example, we created an arbitrary waveform consisting of a pulse with seven descending amplitude spikes on top of the pulse. The waveform was then loaded into a Trueform waveform generator and a DDS function generator, and played back at three different frequencies, 50-kHz, 100-kHz, and 200-kHz. The results were captured on a scope, as shown in figures 5, 6 and 7. The yellow trace is the Trueform waveform and the green trace is the DDS waveform.

In Figure 5 at 50 kHz, each generator was able to reproduce the waveform with seven spikes on top of the pulse. You can see that the Trueform spikes reached higher amplitudes.

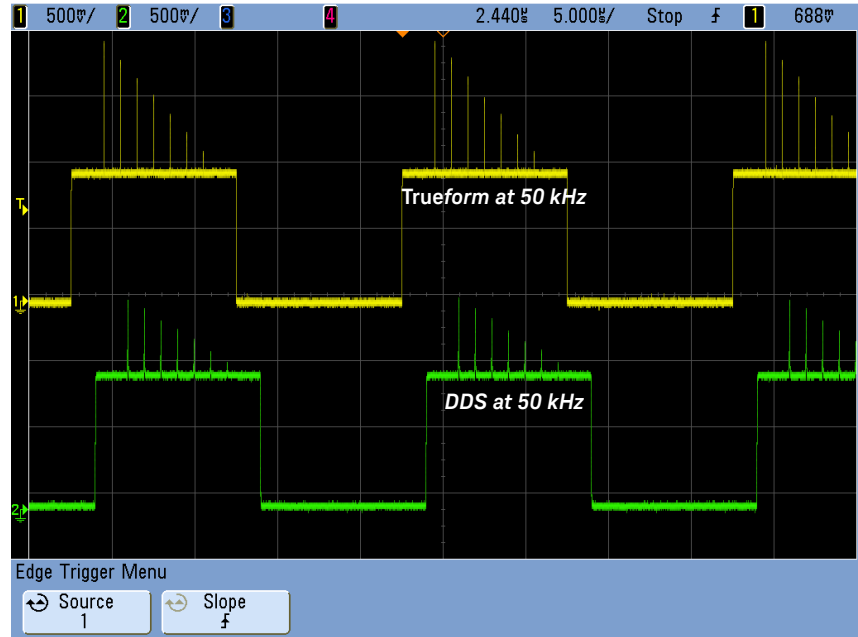


Figure 5. Arbitrary waveform comparison at 50 kHz

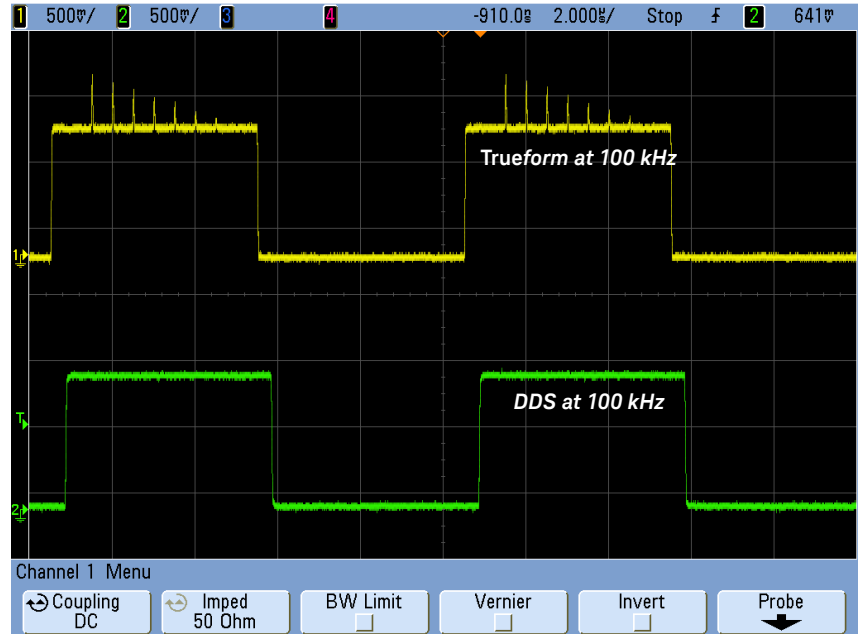


Figure 6. Arbitrary waveform comparison at 100 kHz

In Figure 6 at 100 kHz, while the Trueform waveform generator played all seven spikes, the DDS generator did not play any of the spikes.

In Figure 7 at 200 kHz, the Trueform waveform generator once again played all seven spikes in the waveform while the DDS generator went from playing no spikes at 100 kHz to playing three spikes at 200 kHz. Notice that the three spikes played in the 200 kHz waveform do not match the correct time location of any of the seven spikes that are in the actual waveform points. This example illustrates how waveforms generated through DDS technology may mask important details that are crucial to the integrity of your design.

For decades, DDS has been the incumbent technology in function generators because it offered a lower-cost alternative to high-end PPC technology. As we have explored in the examples above, DDS has its set of drawbacks around signal integrity, which includes jitter, harmonic noise and skipped waveform points. These drawbacks conclude that a true representation of a programmed waveform cannot be consistently achieved with function generators utilizing DDS.

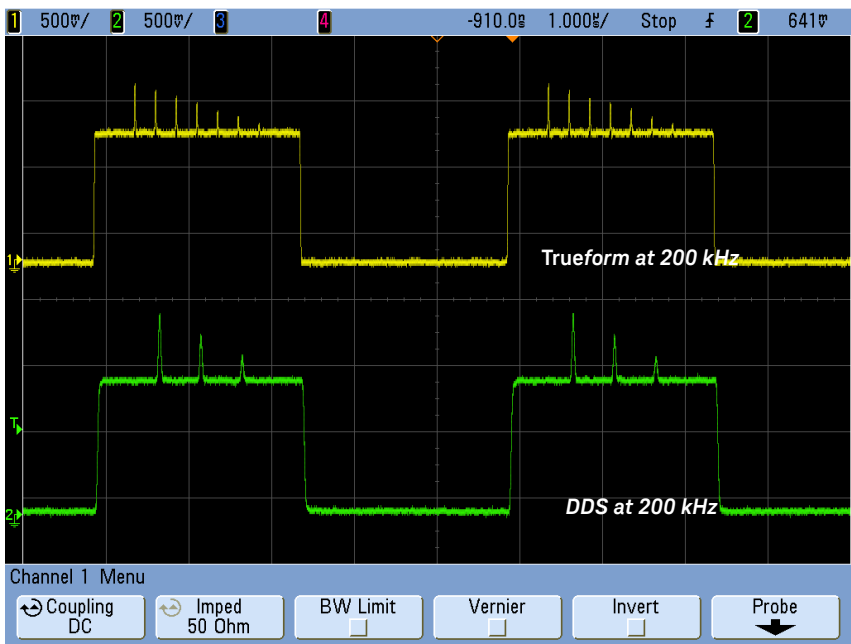


Figure 7. Arbitrary waveform comparison at 200 kHz

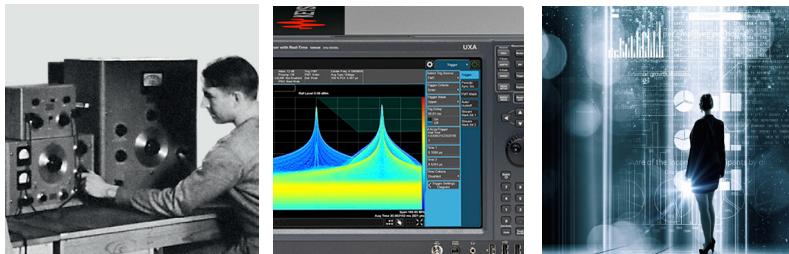
Keysight’s patented Trueform technology offers an alternative that blends the best of DDS and PPC technologies, using an exclusive digital sampling technique for unmatched performance. The table below summarizes side-by-side comparison between Trueform technology and DDS technology.

	DDS: Traditional 25 MHz waveform generator	Trueform: Keysight 20 MHz and 30 MHz waveform generators	DDS: Traditional 100 MHz waveform generator	Trueform: Keysight 80 MHz and 120 MHz waveform generators	Improvement
Edge jitter	< 500 ps	< 40 ps	< 200 ps	< 1 ps	12x to 200x better
Custom waveform replication	Skips waveform points	100% point coverage	Skips waveform points	100% point coverage	Exact waveform replication
Total harmonic distortion	0.2%	0.04%	0.2%	0.03%	Up to 5x better
Anti-alias filtering	Must provide externally	Always anti-aliased	Must provide externally	Always anti-aliased	No anti-aliasing artifacts
Sequenced arb	Not possible	Standard	Not possible	Standard	Easy creation of complex waveform sequences

## Evolving Since 1939

Our unique combination of hardware, software, services, and people can help you reach your next breakthrough. We are unlocking the future of technology.

From Hewlett-Packard to Agilent to Keysight.



### myKeysight

myKeysight

[www.keysight.com/find/mykeysight](http://www.keysight.com/find/mykeysight)

A personalized view into the information most relevant to you.

[http://www.keysight.com/find/emt\\_product\\_registration](http://www.keysight.com/find/emt_product_registration)

Register your products to get up-to-date product information and find warranty information.

### KEYSIGHT SERVICES

Accelerate Technology Adoption.  
Lower costs.

Keysight Services

[www.keysight.com/find/service](http://www.keysight.com/find/service)

Keysight Services can help from acquisition to renewal across your instrument's lifecycle. Our comprehensive service offerings—one-stop calibration, repair, asset management, technology refresh, consulting, training and more—helps you improve product quality and lower costs.



Keysight Assurance Plans

[www.keysight.com/find/AssurancePlans](http://www.keysight.com/find/AssurancePlans)

Up to ten years of protection and no budgetary surprises to ensure your instruments are operating to specification, so you can rely on accurate measurements.

Keysight Channel Partners

[www.keysight.com/find/channelpartners](http://www.keysight.com/find/channelpartners)

Get the best of both worlds: Keysight's measurement expertise and product breadth, combined with channel partner convenience.

[www.keysight.com/find/function-generators](http://www.keysight.com/find/function-generators)

For more information on Keysight Technologies' products, applications or services, please contact your local Keysight office. The complete list is available at:

[www.keysight.com/find/contactus](http://www.keysight.com/find/contactus)

### Americas

Canada	(877) 894 4414
Brazil	55 11 3351 7010
Mexico	001 800 254 2440
United States	(800) 829 4444

### Asia Pacific

Australia	1 800 629 485
China	800 810 0189
Hong Kong	800 938 693
India	1 800 11 2626
Japan	0120 (421) 345
Korea	080 769 0800
Malaysia	1 800 888 848
Singapore	1 800 375 8100
Taiwan	0800 047 866
Other AP Countries	(65) 6375 8100

### Europe & Middle East

Austria	0800 001122
Belgium	0800 58580
Finland	0800 523252
France	0805 980333
Germany	0800 6270999
Ireland	1800 832700
Israel	1 809 343051
Italy	800 599100
Luxembourg	+32 800 58580
Netherlands	0800 0233200
Russia	8800 5009286
Spain	800 000154
Sweden	0200 882255
Switzerland	0800 805353
	Opt. 1 (DE)
	Opt. 2 (FR)
	Opt. 3 (IT)
United Kingdom	0800 0260637

For other unlisted countries:

[www.keysight.com/find/contactus](http://www.keysight.com/find/contactus)  
(BP-9-7-17)

DEKRA Certified  
ISO 9001 Quality Management System

[www.keysight.com/go/quality](http://www.keysight.com/go/quality)

Keysight Technologies, Inc.  
DEKRA Certified ISO 9001:2015  
Quality Management System



This information is subject to change without notice.  
© Keysight Technologies, 2012 - 2015, 2017  
Published in USA, September 21, 2017  
5991-0852EN  
[www.keysight.com](http://www.keysight.com)