

RS-485 Port Protection Evaluation Board 3

Introduction

This evaluation board serves as an aid in evaluating circuit protection on RS-485 serial device port solutions using Bourns® TBU® High-Speed Protectors (HSPs), FLAT® Gas Discharge Tube (GDT) Surge Arrestors and Transient Voltage Suppressor (TVS) products designed to meet the required industry standards on RS-485 port interfaces. The recommended Bourns® TBU® HSP solution offers enhanced performance features over competing technologies, which can help the design engineer to increase the surge and transient protection level on RS-485 ports, placing the entire circuit protection solution into a smaller PCB area. Bourns has developed an RS-485 evaluation board (measuring 53.5 mm x 25.3 mm x 0.85 mm) manufactured using an FR4 PCB with nickel gold plating on the top and bottom sides.

How to Connect the Evaluation Board for Test Set-up

- Connect J1A and J1B to the exposed lines.
- Connect J2A and J2B to the RS-485 IC device.

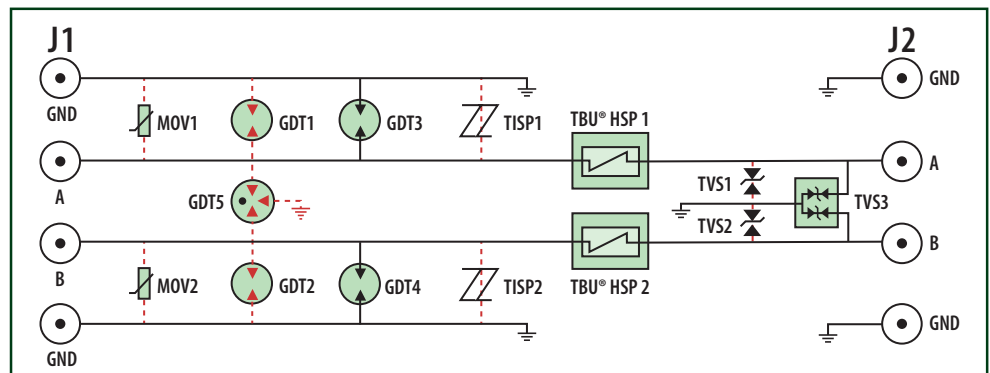


Figure 1 RS-485 Evaluation Board 3 Schematic




Figure 2 RS-485 Evaluation Board 3 Top Side Layout*

*The default configuration of this board uses two GDTs w/ FLAT® technology (GDT3 and GDT4) and one TVS diode (TVS3). The board allows different configurations:

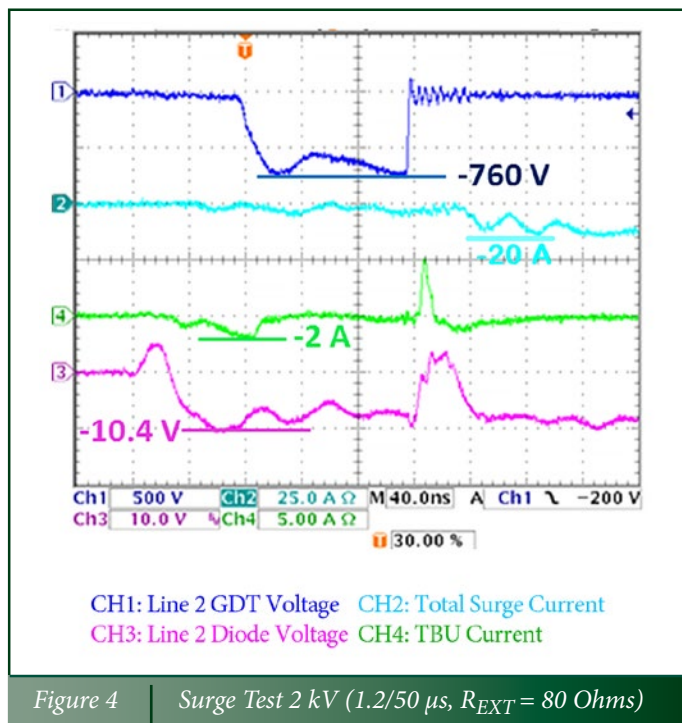
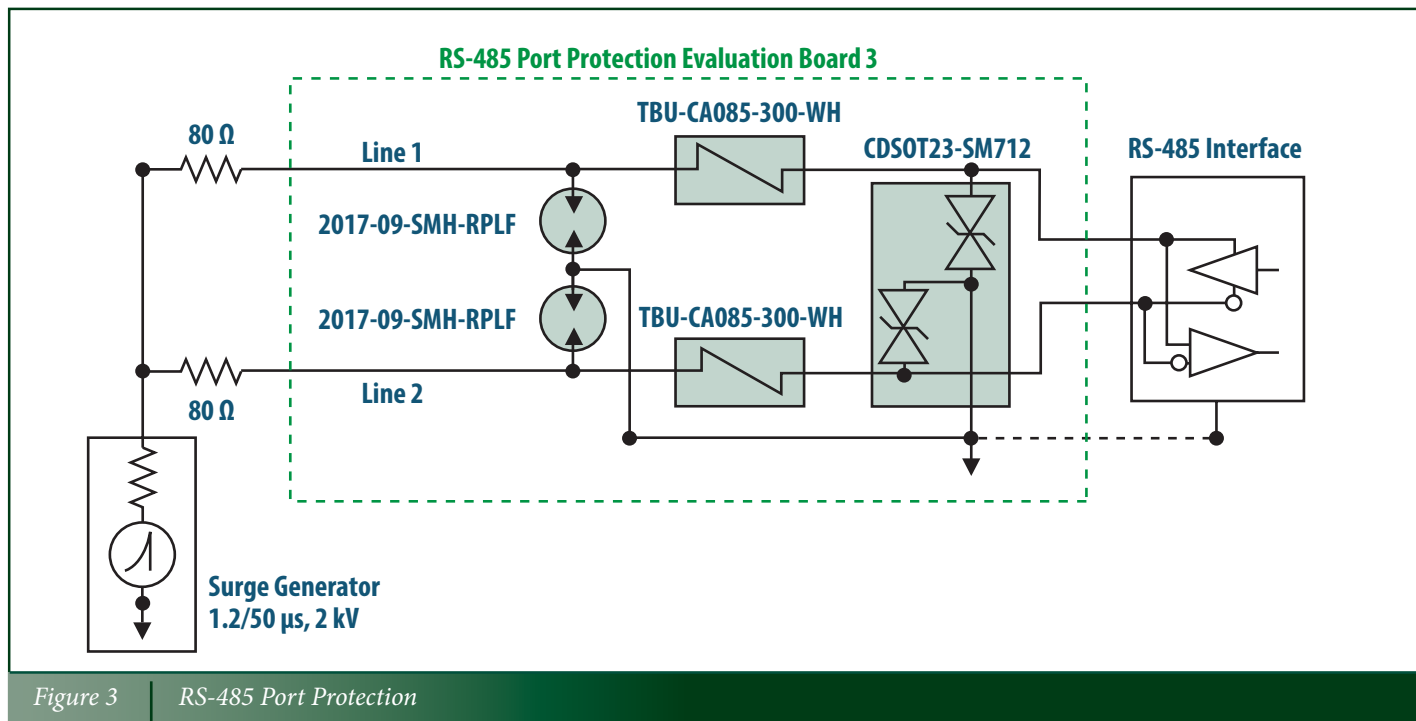
- Two Model 2017 GDTs w/FLAT® technology (GDT3 and GDT4) may be replaced by a) two MOVs (MOV1 and MOV2) or b) two Model 2031 GDTs (GDT1 and GDT2) or c) two SMD package TISP® devices (TISP1 and TISP2) or d) a dual line Model 2030 GDT (GDT5).
- One SOT23 TVS diode (TVS3) may be replaced with two SMB TVS diodes (TVS1, TVS2).

Table 1 RS-485 Evaluation Board 3 Bill of Materials

No.	Part Number	Qty.	Description	Reference
1	TBU-CA085-300-WH	2	TBU® Single Bidirectional Line 850 V 300 mA	TBU® HSP 1, TBU® HSP 2
2	2017-09-SMH-RPLF	2	GDT w/FLAT® Technology 90 V	GDT3, GDT4
3	CDSOT23-SM712	1	Dual Bidirectional Line TVS 12 V SOT23	TVS1, TVS2

RS-485 Port Protection Evaluation Board 3

Performance Graphs



Reference

For more information on implementing advanced circuit protection technologies for RS-485 ports, please review Bourns' RS-485 Protection Solution:
<http://www.bourns.com/rs485>

For further technical support and for complete circuit protection solutions, please visit
www.bourns.com

COPYRIGHT© 2017 • BOURNS, INC. • 9/17 • e/K1701

"TBU" is a registered trademark of Bourns, Inc. in the U.S. and other countries, except Japan. All references to TBU® in this document for use in Japan shall be deemed to be replaced with Bourns® TBU™. "Bourns" and "FLAT" are registered trademarks of Bourns, Inc. in the U.S. and other countries.

Mouser Electronics

Authorized Distributor

Click to View Pricing, Inventory, Delivery & Lifecycle Information:

Bourns:

[RS-485EVALBOARD3](#)