

IP68 Sub-Miniature Pushbutton Switches

Key Features

- IP68 Rated (1Meter, 60 Minutes)
- Normally Open and Normally Closed Versions
- Various Cap Options
- LED illuminated flat cap versions
- Various cap and color illuminations
- Leaded options for ease of installation
- LED illumination technology for long-term reliability



TE Connectivity’s Sub-Miniature Pushbutton range is a portfolio of high quality, IP68 rated switches that comprises various cap styles and LED illumination options.

These Pushbutton Switches are offered in High Cap, Round Cap, Flat Cap, and LED Flat Cap actuators. For ease of installation without the need of soldering, they are also available with 500MM leaded options.

As they are available in 5 different cap colors, including black, Red, Yellow, Green, and Blue as well as multi-color LED options for the flat cap, these switches can be used in a wide variety of applications.









Applications

- Industrial Equipment
- Instrumentation
- Communication Equipment
- Control Equipment

Benefits

- Ease of installation with available solderable or 500mm leaded terminations
- Various colored caps for easy visibility

Switch Function / Schematic

NO. POLES	MODEL NO.	SWITCH FUNCTION		SCHEMATIC	
		POS. 1	POS. 2	POS. 1	POS. 2
					
SP	PB6	OFF	MOM(ON)	OPEN 	CLOSE 
SP	PB7	ON	MOM(OFF)	CLOSE 	OPEN 

MOM = MOMENTARY

Specifications



MAX. CURRENT/VOLTAGE RATING WITH RESISTIVE LOAD:	400 mA 32 VAC – 200 mA 50 VDC – 125 mA 125 VAC
INITIAL CONTACT RESISTANCE:	Without leads: 50mΩmax. Leaded: 100mΩmax. * Resistance of the wire not included
INSULATION RESISTANCE:	1GΩmin.at 500 VDC
DIELECTRIC STRENGTH:	1,500 VAC RMS
ELECTRICAL LIFE AT FULL LOAD:	500,000 cycles
OPERATING TEMPERATURE:	-30°C to 85°C
PANEL THICKNESS:	1.5 (.059) to 4 mm (.157)
TOTAL TRAVEL:	1.5 mm (.059)
OPERATING FORCE:	3 to 6N
CONTACT BOUNCE:	10 ms.
MECHANICAL LIFE:	1,000,000 cycles
TORQUE:	0.5 Nm max. applied to nut
DEGREE OF PROTECTION:	IP68
MANUAL SOLDERING:	Use soldering iron of 30 watts, controlled at 350°C approximately 5 seconds while applying solder
WAVE SOLDERING:	Recommended Soldering Temperature: 260 + 5°C * Ambient temperature of the soldered surface of PC board. 110°C Max. Duration of solder Immersion: Max 5 sec (PCB is 1.6mm)

Materials

CAP: Polyamide 6/6

PLUNGER: PAS6:PC / PAS7: Polyamide 6/6

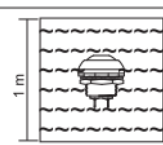
RUBBER: Silicone

BUSHING: POLYAMIDE 6/6

CASE: Diallyl phthalate (DAP)(UL94V-0)

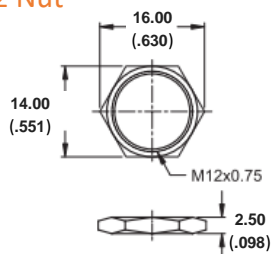
TERMINAL/CONTACT: Copper Alloy, Gold over Silver plated

IP 68 for the whole series:
Protected against the effects of immersion up to 1 m water(60min)

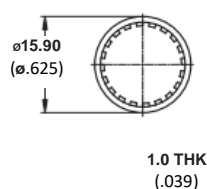


Hardware

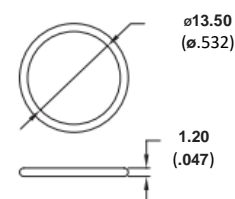
M12 Nut



Lock Washer

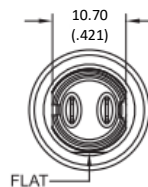
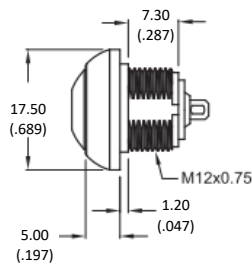


O-Ring



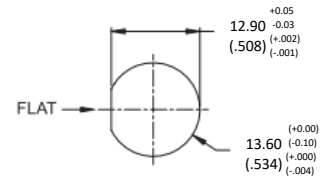
Bushing Type

B2



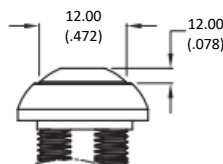
PANEL CUT-OUT

THICKNESS: 1.5 mm ~ 4.0 mm

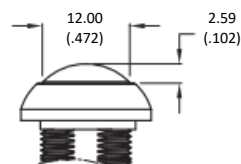


Cap Options

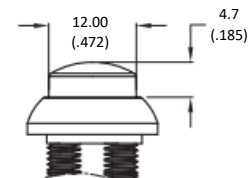
Flat



Round without LED

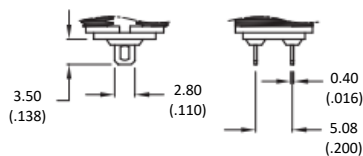


High without LED

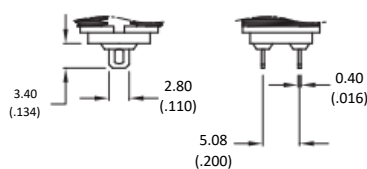


Termination Options

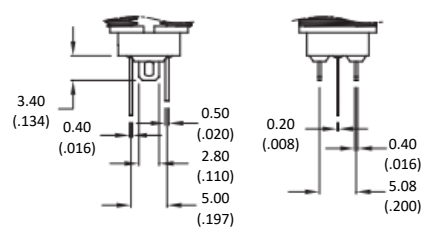
M1 Solder Lug (PB6)



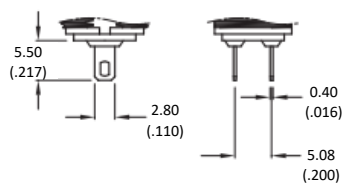
M1 Solder Lug (PB7)



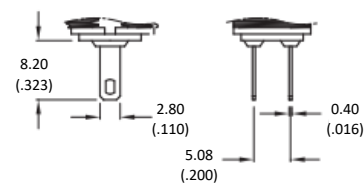
M1 Solder Lug (PB6, with LED)



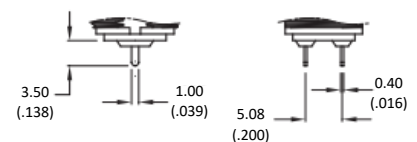
M2 Solder Lug (PB6)



M3 Solder Lug (PB6)

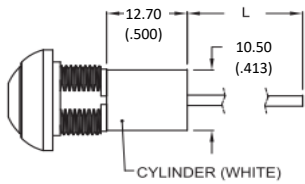


M4 PC Thru-hole (PB6)

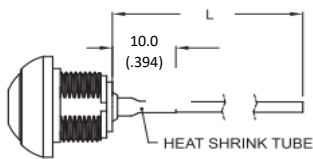


Wire Option

S500 500mm Lead



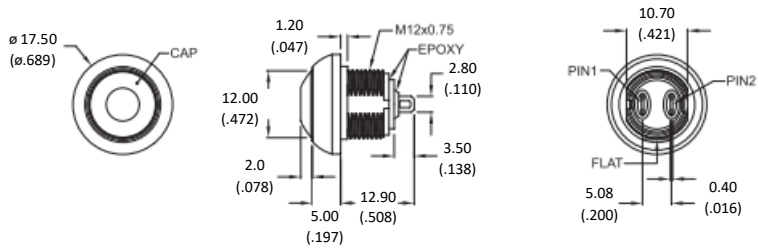
Y500 500mm Lead with Heat Shrink



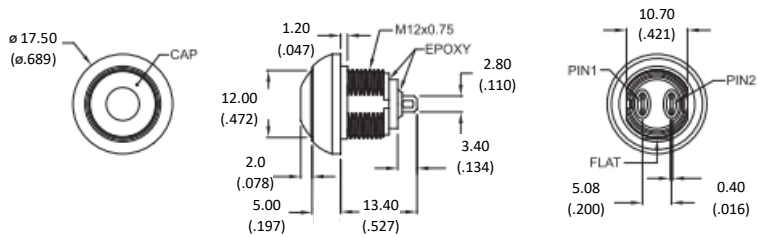
WIRE LENGTH	
Code	DIM "L"
S500	500+10 (19.7+ .394)
Y100	500+10 (19.7+ .394)
NON - LED	
DESCRIPTION	WIRE COLOR
TERMINAL 1	BLACK
TERMINAL 2	BLACK
WITH LED	
DESCRIPTION	WIRE COLOR
TERMINAL 1	BLACK
TERMINAL 2	BLACK
LED+	RED
LED-	GREEN

*Multi-wire lead AWG20, section 0.6mm , UL approved

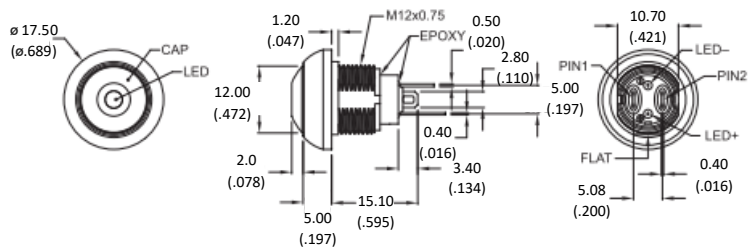
PB6



PB7



PB7 with LED





How To Order

