







**BUILDING AUTOMATION > HVAC > THERMOSTATS**


	SWITCH	SWITCH TYPE	SWITCH FUNCTION
	1	TACT	Temperature adjustment buttons
	2	TACT	Programming buttons
	3	SLIDE	Fan adjustment and heat/cool selection
	4	DIP	Configuration (gas/electric, heat pump settings, etc)

**C&K SWITCH OPTIONS** (see website for full range of options)

PRODUCT / SERIES		KEY FEATURES
KSC		Most versatile tact switch available / 6.2mm x 6.2mm package / Various actuator heights and forces / Operating life to 5MM cycles / Industrial temperature range / IP67 sealing / customizable haptics
KSA		Tact switch with 6.2mm x 6.2mm footprint / Hard plastic actuator / Up to 1M cycles / sealed to IP67 / Thru hole mount for added durability
PTS530		Ultra-low profile tact switch / 4.5mm x 4.5mm footprint with 0.55mm height / Up to 1M cycles
JS		Low profile sub-miniature Slide switch available in THT and SMT / SPDT/DPDT/DP3T models / industrial temperature range / Up to 15K make and break cycles / Available in gull wing or J-bend for space savings
SDA		Low profile DIP switch / Two to twelve positions / Thru hole and surface mount models / Sealed for solder process washing