

Safety relays - PSR-SCP- 24DC/FSP/2X1/1X2 - 2986960

Please be informed that the data shown in this PDF Document is generated from our Online Catalog. Please find the complete data in the user's documentation. Our General Terms of Use for Downloads are valid (<http://phoenixcontact.com/download>)




Safe coupling relay for SIL 3 high and low demand applications, connects digital output signals to the I/O, 2 enabling current paths, 1 signal contact, module for safe state off applications, integrated test pulse filter, plug-in screw connection, width: 17.5 mm

Why buy this product

- ✓ Narrow 17.5 mm housing
- ✓ Up to SIL 3 according to IEC 61508
- ✓ Forcibly guided contacts according to EN 50205
- ✓ Easy proof test according to IEC 61508 thanks to integrated signal contact
- ✓ Long service life thanks to filtering of controller test pulses
- ✓ Two enabling current paths
- ✓ Couples digital output signals from failsafe controllers to I/O devices (valves, etc.) for electrical isolation and power adaptation



Key Commercial Data

| | |
|--------------------------------------|---|
| Packing unit | 1 STK |
| GTIN |  4 046356 520911 |
| GTIN | 4046356520911 |
| Weight per Piece (excluding packing) | 180.000 g |
| Custom tariff number | 85364900 |
| Country of origin | Germany |

Technical data

Note

| | |
|-------------------------|---|
| Utilization restriction | EMC: class A product, see manufacturer's declaration in the download area |
|-------------------------|---|

Safety relays - PSR-SCP- 24DC/FSP/2X1/1X2 - 2986960

Technical data

Dimensions

| | |
|--------|----------|
| Width | 17.5 mm |
| Height | 99 mm |
| Depth | 114.5 mm |

Ambient conditions

| | |
|--|---|
| Ambient temperature (operation) | -20 °C ... 55 °C (observe derating) |
| Ambient temperature (storage/transport) | -40 °C ... 70 °C |
| Max. permissible relative humidity (operation) | 75 % (on average, 85% infrequently, non-condensing) |
| Max. permissible humidity (storage/transport) | 75 % (on average, 85% infrequently, non-condensing) |
| Maximum altitude | ≤ 2000 m (Above sea level) |

Input data

| | |
|--|---|
| Rated control circuit supply voltage U_s | 24 V DC -15 % / +10 % |
| Rated control supply current I_s | typ. 55 mA |
| Power consumption at U_s | typ. 1.32 W |
| Inrush current | max. 100 mA |
| Typ. starting time with U_s | 50 ms |
| Typical release time | 50 ms |
| Recovery time | 1 s |
| Operating voltage display | 1 x yellow LED |
| Protective circuit | Surge protection Suppressor diode, 33 V (A1 - A2) |
| | Protection against polarity reversal for rated control circuit supply voltage |
| Maximum switching frequency | 0.5 Hz |
| Filter time | max. 5 ms (at A1 in the event of voltage dips at U_s) |
| | max. 2 ms (Test pulse width; high test pulse at A1/A2) |
| | ≥ 100 ms (Test pulse width; high test pulse at A1/A2) |
| | Test pulse rate = 80 x Test pulse width |
| | max. 5 ms (Test pulse width; low test pulse at A1/A2) |
| | ≥ 50 ms (Test pulse rate; low test pulse at A1/A2) |
| | Test pulse rate = 15 x Test pulse width |

Output data

| | |
|-----------------------------|---|
| Contact type | 2 enabling current paths |
| | 1 confirmation current path |
| Contact material | AgCuNi, + 0.2 µm Au |
| Maximum switching voltage | 250 V AC/DC (N/O contact / N/C contact, observe the load curve) |
| Minimum switching voltage | 15 V AC/DC (N/O contact / N/C contact) |
| Limiting continuous current | 5 A (N/O contact, pay attention to the derating) |
| | 100 mA (N/C contact) |

Safety relays - PSR-SCP- 24DC/FSP/2X1/1X2 - 2986960

Technical data

Output data

| | |
|--|---|
| Maximum inrush current | 5 A (N/O contact) |
| | 100 mA (N/C contact) |
| Inrush current, minimum | 5 mA (N/O contact / N/C contact) |
| Sq. Total current | 50 A ² (observe derating) |
| Interrupting rating (ohmic load) max. | 120 W (24 V DC, $\tau = 0$ ms, N/C contact: 2.4 W) |
| | 192 W (48 V DC, $\tau = 0$ ms, N/C contact: 4.8 W) |
| | 162 W (60 V DC, $\tau = 0$ ms, N/C contact: 6 W) |
| | 66 W (110 V DC, $\tau = 0$ ms, N/C contact: 11 W) |
| | 60 W (220 V DC, $\tau = 0$ ms, N/C contact: 22 W) |
| | 1250 VA (250 V AC, $\tau = 0$ ms, N/C contact: 25 VA) |
| Maximum interrupting rating (inductive load) | 72 W (24 V DC, $\tau = 40$ ms, N/C contact: 2.4 W) |
| | 43 W (48 V DC, $\tau = 40$ ms, N/C contact: 4.8 W) |
| | 41 W (60 V DC, $\tau = 40$ ms, N/C contact: 6 W) |
| | 35 W (110 V DC, $\tau = 40$ ms, N/C contact: 11 W) |
| | 48 W (220 V DC, $\tau = 40$ ms, N/C contact: 22 W) |
| Switching capacity | min. 75 mW |
| Mechanical service life | 10 x 10 ⁶ cycles |
| Output fuse | 10 A gL/gG (N/O contact) |
| | 4 A gL/gG (for low-demand applications) |
| | 4 A gL/gG (N/C contact) |

General

| | |
|---|---|
| Relay type | Electromechanical relay with forcibly guided contacts in accordance with EN 50205 |
| Nominal operating mode | 100% operating factor |
| Net weight | 186.5 g |
| Mounting position | any |
| Mounting type | DIN rail mounting |
| Degree of protection | IP20 |
| | IP54 |
| Min. degree of protection of inst. location | IP54 |
| Housing material | PBT |
| Housing color | yellow |

Connection data

| | |
|------------------------------------|---------------------|
| Connection method | Screw connection |
| pluggable | Yes |
| Conductor cross section solid min. | 0.2 mm ² |

Safety relays - PSR-SCP- 24DC/FSP/2X1/1X2 - 2986960

Technical data

Connection data

| | |
|---------------------------------------|---------------------|
| Conductor cross section solid max. | 2.5 mm ² |
| Conductor cross section flexible min. | 0.2 mm ² |
| Conductor cross section flexible max. | 2.5 mm ² |
| Conductor cross section AWG min. | 24 |
| Conductor cross section AWG max. | 12 |
| Stripping length | 7 mm |
| Screw thread | M3 |

Safety-related characteristic data

| | |
|---|--|
| Stop category | 0 |
| Designation | IEC 61508 - High demand |
| Safety Integrity Level (SIL) | 3 (max. 10% of the entire SIL; diagnostic coverage (DC) of the control unit at A1/A2 must be $\geq 90\%$) |
| Designation | IEC 61508 - Low demand |
| Safety Integrity Level (SIL) | 3 (max. 10% of the entire SIL; diagnostic coverage (DC) of the control unit at A1/A2 must be $\geq 90\%$) |
| Designation | EN ISO 13849 |
| Performance level (PL) | e (Diagnostic coverage (DC) of the control unit at A1/A2 must be $\geq 99\%$) |
| Category | 4 (Diagnostic coverage (DC) of the control unit at A1/A2 must be $\geq 99\%$) |
| Designation | EN 62061 |
| Safety Integrity Level Claim Limit (SIL CL) | 3 (max. 10% of the entire SIL; diagnostic coverage (DC) of the control unit at A1/A2 must be $\geq 90\%$) |
| Designation | EN 50156 |
| Safety Integrity Level (SIL) | 3 |

Standards and Regulations

| | |
|--------------------------------|--|
| Designation | Air clearances and creepage distances between the power circuits |
| Standards/regulations | DIN EN 50178/VDE 0160 |
| Rated insulation voltage | 250 V |
| Rated surge voltage/insulation | Safe isolation, reinforced insulation 6 kV between the control circuits (A1/A2), (31/32), (13/14, 23/24) |
| Degree of pollution | 2 |
| Overvoltage category | III |
| Shock | 15g |
| Vibration (operation) | 10 Hz ...150 Hz, 2g |
| Conformance | CE-compliant |

Environmental Product Compliance

| | |
|------------|--|
| China RoHS | Environmentally Friendly Use Period = 50 |
|------------|--|

Safety relays - PSR-SCP- 24DC/FSP/2X1/1X2 - 2986960

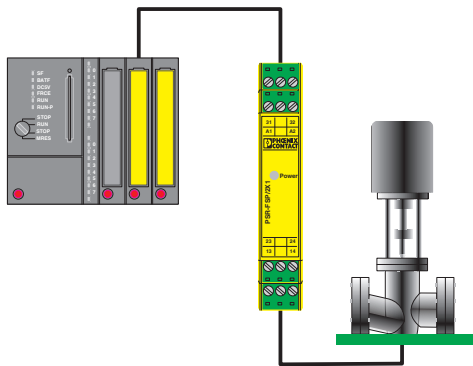
Technical data

Environmental Product Compliance

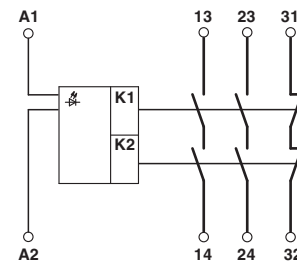
| | |
|--|---|
| | For details about hazardous substances go to tab "Downloads", Category "Manufacturer's declaration" |
|--|---|

Drawings

Application drawing

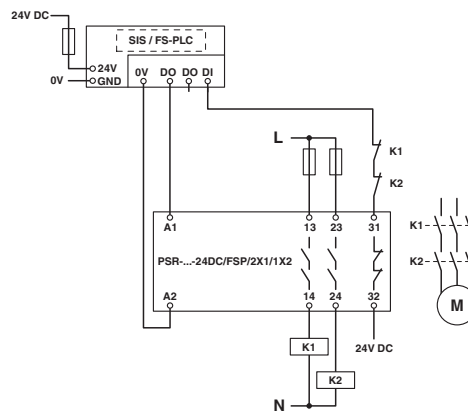


Circuit diagram



Example of electrical isolation of a safety PLC output from the field.

Circuit diagram



Safety relays - PSR-SCP- 24DC/FSP/2X1/1X2 - 2986960

Approvals

Approvals

UL Listed / cUL Listed / Functional Safety / EAC / cULus Listed

Ex Approvals

Approval details

UL Listed



<http://database.ul.com/cgi-bin/XYV/template/LISEXT/1FRAME/index.htm>

FILE E 140324

cUL Listed



<http://database.ul.com/cgi-bin/XYV/template/LISEXT/1FRAME/index.htm>

FILE E 140324

Functional Safety



968/EZ 365.05/16

EAC



EAC-Zulassung

cULus Listed

