

Coupling relay - PSR-SPP- 24DC/FSP2/2X1/1X2 - 2986588

Please be informed that the data shown in this PDF Document is generated from our Online Catalog. Please find the complete data in the user's documentation. Our General Terms of Use for Downloads are valid (<http://phoenixcontact.com/download>)



Safe coupling relay for SIL 2 high and low-demand applications, couples digital output signals to the I/O, 2 enabling current paths, 1 signal contact, module for safe state off applications, integrated test pulse filter, plug-in spring-cage terminal block, width: 17.5 mm


The figure shows a version with a screw connection

Why buy this product

- ✓ Narrow 17.5 mm housing
- ✓ Up to SIL 2 according to EN 61508
- ✓ Forcibly guided contacts according to EN 50205
- ✓ Easy proof test according to IEC 61508 thanks to integrated signal contact
- ✓ Long service life thanks to filtering of controller test pulses
- ✓ Two enabling current paths
- ✓ Couples digital output signals from failsafe controllers to I/O devices (valves, etc.) for electrical isolation and power adaptation



Key Commercial Data

Packing unit	1 STK
GTIN	 4 046356 553339
GTIN	4046356553339
Weight per Piece (excluding packing)	140.000 g
Custom tariff number	85364900
Country of origin	Germany

Technical data

Note

Coupling relay - PSR-SPP- 24DC/FSP2/2X1/1X2 - 2986588

Technical data

Note

Utilization restriction	EMC: class A product, see manufacturer's declaration in the download area
-------------------------	---

Dimensions

Width	17.5 mm
Height	112 mm
Depth	114.5 mm

Ambient conditions

Ambient temperature (operation)	-20 °C ... 55 °C (observe derating)
Ambient temperature (storage/transport)	-40 °C ... 70 °C
Max. permissible relative humidity (operation)	75 % (on average, 85% infrequently, non-condensing)
Max. permissible humidity (storage/transport)	75 % (on average, 85% infrequently, non-condensing)
Maximum altitude	≤ 2000 m (Above sea level)

Input data

Rated control circuit supply voltage U_s	24 V DC -15 % / +10 %
Rated control supply current I_s	typ. 55 mA
Power consumption at U_s	typ. 1.32 W
Inrush current	max. 100 mA
Typ. starting time with U_s	50 ms
Typical release time	50 ms
Recovery time	1 s
Operating voltage display	1 x yellow LED
Protective circuit	Surge protection Suppressor diode, 33 V (A1 - A2)
	Protection against polarity reversal for rated control circuit supply voltage
Maximum switching frequency	0.5 Hz
Filter time	max. 5 ms (at A1 in the event of voltage dips at U_s)
	max. 2 ms (Test pulse width; high test pulse at A1/A2)
	≥ 100 ms (Test pulse width; high test pulse at A1/A2)
	Test pulse rate = 80 x Test pulse width
	max. 5 ms (Test pulse width; low test pulse at A1/A2)
	≥ 50 ms (Test pulse rate; low test pulse at A1/A2)
	Test pulse rate = 15 x Test pulse width

Output data

Contact type	2 enabling current paths
	1 confirmation current path
Contact material	AgCuNi, + 0.2 µm Au
Maximum switching voltage	250 V AC/DC (N/O contact / N/C contact, observe the load curve)

Coupling relay - PSR-SPP- 24DC/FSP2/2X1/1X2 - 2986588

Technical data

Output data

Minimum switching voltage	15 V AC/DC (N/O contact / N/C contact)
Limiting continuous current	5 A (N/O contact, pay attention to the derating)
	100 mA (N/C contact)
Maximum inrush current	5 A (N/O contact)
	100 mA (N/C contact)
Inrush current, minimum	5 mA (N/O contact / N/C contact)
Sq. Total current	50 A ² (observe derating)
Interrupting rating (ohmic load) max.	120 W (24 V DC, $\tau = 0$ ms, N/C contact: 2.4 W)
	192 W (48 V DC, $\tau = 0$ ms, N/C contact: 4.8 W)
	162 W (60 V DC, $\tau = 0$ ms, N/C contact: 6 W)
	66 W (110 V DC, $\tau = 0$ ms, N/C contact: 11 W)
	60 W (220 V DC, $\tau = 0$ ms, N/C contact: 22 W)
	1250 VA (250 V AC, $\tau = 0$ ms, N/C contact: 25 VA)
Maximum interrupting rating (inductive load)	72 W (24 V DC, $\tau = 40$ ms, N/C contact: 2.4 W)
	43 W (48 V DC, $\tau = 40$ ms, N/C contact: 4.8 W)
	41 W (60 V DC, $\tau = 40$ ms, N/C contact: 6 W)
	35 W (110 V DC, $\tau = 40$ ms, N/C contact: 11 W)
	48 W (220 V DC, $\tau = 40$ ms, N/C contact: 22 W)
Switching capacity	min. 75 mW
Mechanical service life	10 x 10 ⁶ cycles
Output fuse	10 A gL/gG (N/O contact)
	4 A gL/gG (for low-demand applications)
	4 A gL/gG (N/C contact)

General

Relay type	Electromechanical relay with forcibly guided contacts in accordance with EN 50205
Nominal operating mode	100% operating factor
Net weight	138.9 g
Mounting position	any
Mounting type	DIN rail mounting
Degree of protection	IP20
	IP54
Min. degree of protection of inst. location	IP54
Housing material	PBT
Housing color	yellow

Connection data

Coupling relay - PSR-SPP- 24DC/FSP2/2X1/1X2 - 2986588

Technical data

Connection data

Connection method	Spring-cage connection
pluggable	Yes
Conductor cross section solid min.	0.2 mm ²
Conductor cross section solid max.	1.5 mm ²
Conductor cross section flexible min.	0.2 mm ²
Conductor cross section flexible max.	1.5 mm ²
Conductor cross section AWG min.	24
Conductor cross section AWG max.	16
Stripping length	8 mm

Safety-related characteristic data

Stop category	0
Designation	IEC 61508 - High demand
Safety Integrity Level (SIL)	2 (max. 10% of the entire SIL; diagnostic coverage (DC) of the control unit at A1/A2 must be $\geq 90\%$)
Designation	IEC 61508 - Low demand
Safety Integrity Level (SIL)	2 (max. 10% of the entire SIL; diagnostic coverage (DC) of the control unit at A1/A2 must be $\geq 90\%$)
Designation	EN ISO 13849
Performance level (PL)	c (Diagnostic coverage (DC) of the control unit at A1/A2 must be $\geq 90\%$)
Category	1 (Diagnostic coverage (DC) of the control unit at A1/A2 must be $\geq 90\%$)
Designation	EN 62061
Safety Integrity Level Claim Limit (SIL CL)	1 (max. 10% of the entire SIL; diagnostic coverage (DC) of the control unit at A1/A2 must be $\geq 90\%$)
Designation	EN 50156
Safety Integrity Level (SIL)	2

Standards and Regulations

Designation	Air clearances and creepage distances between the power circuits
Standards/regulations	DIN EN 50178/VDE 0160
Rated insulation voltage	250 V AC
Rated surge voltage/insulation	Safe isolation, reinforced insulation 6 kV between the control circuits (A1/A2), (31/32), (13/14, 23/24)
Degree of pollution	2
Overvoltage category	III
Shock	15g
Vibration (operation)	10 Hz ... 150 Hz, 2g
Conformance	CE-compliant

Environmental Product Compliance

Coupling relay - PSR-SPP- 24DC/FSP2/2X1/1X2 - 2986588

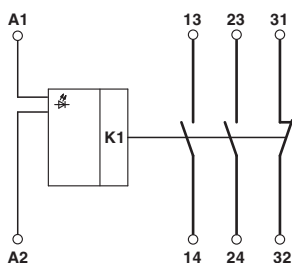
Technical data

Environmental Product Compliance

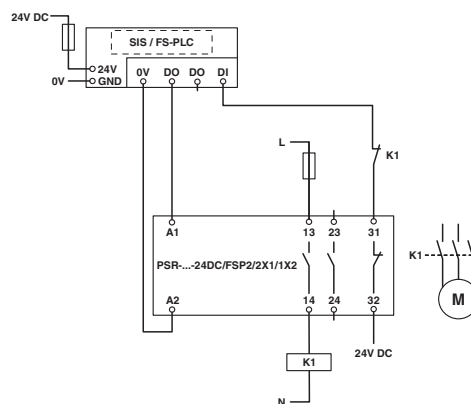
China RoHS	Environmentally friendly use period: unlimited = EFUP-e
	No hazardous substances above threshold values

Drawings

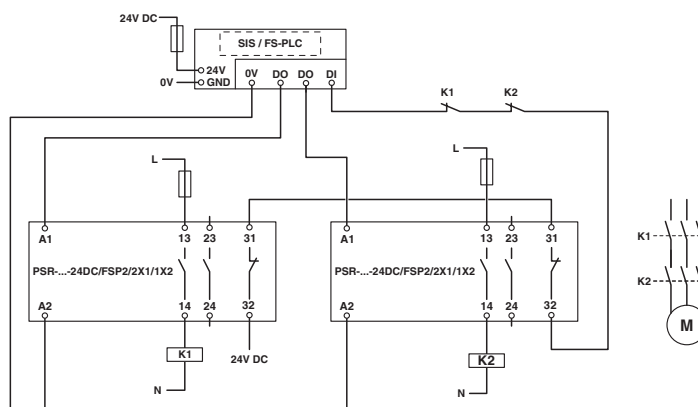
Circuit diagram



Circuit diagram



Circuit diagram



Classifications

eCl@ss

eCl@ss 4.0	27371102
eCl@ss 4.1	27371102
eCl@ss 5.0	27371901
eCl@ss 5.1	27371901

Coupling relay - PSR-SPP- 24DC/FSP2/2X1/1X2 - 2986588

Classifications

eCl@ss

eCl@ss 6.0	27371819
eCl@ss 7.0	27371819
eCl@ss 8.0	27371819
eCl@ss 9.0	27371819

ETIM

ETIM 2.0	EC001449
ETIM 3.0	EC001449
ETIM 4.0	EC001449
ETIM 5.0	EC001449
ETIM 6.0	EC001449

UNSPSC

UNSPSC 6.01	30211901
UNSPSC 7.0901	39121501
UNSPSC 11	39121501
UNSPSC 12.01	39121501
UNSPSC 13.2	39121501

Approvals



Approvals

Approvals

UL Listed / cUL Listed / Functional Safety / EAC / GL / cULus Listed




Ex Approvals

Approval details

UL Listed		http://database.ul.com/cgi-bin/XYV/template/LISEXT/1FRAME/index.htm	FILE E 140324
cUL Listed		http://database.ul.com/cgi-bin/XYV/template/LISEXT/1FRAME/index.htm	FILE E 140324

Coupling relay - PSR-SPP- 24DC/FSP2/2X1/1X2 - 2986588

Approvals

Functional Safety		968/EZ 365.06/15
EAC		RU C- DE.A*30.B.01082
GL		http://exchange.dnv.com/tari/ 13979-15HH
cULus Listed	