

# LP1206 SMD High Performance Low Pass Filter **AVX RF**

LP1206A0700ASTR



## ITF TECHNOLOGY

The ITF SMD Filter is based on thin-film multilayer technology. The technology provides a miniature part with excellent high frequency performance and rugged construction for reliable automatic assembly. The ITF Filter is offered in a variety of frequency bands compatible with various types of high frequency wireless systems.

## FEATURES

- Small size: 1206
- Frequency: 700MHz
- Sharp attenuation slope
- Characteristic impedance: 50Ohm
- Operating/Storage temp: -40°C – +85°C
- Low profile
- Rugged construction
- Taped and reeled
- Power handling: 8W

## APPLICATIONS

- Mobile communications
- Satellite TV receivers
- GPS
- Vehicle location systems
- Wireless LAN's

## HOW TO ORDER

**LP**   **1206**   **A**   **0700**   **A**   **S**   **TR**  
 Series   Size   Type   Frequency (MHz)   Sub-Type   Termination   Taped & Reeled

## FINAL QUALITY INSPECTION

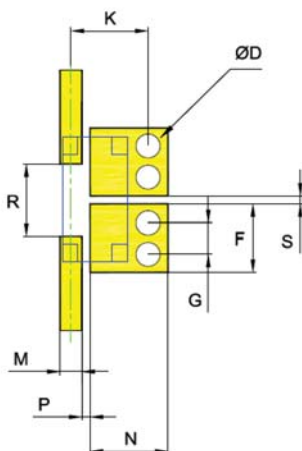
Finished parts are 100% tested for electrical parameters and visual/mechanical characteristics. Each production lot is evaluated on a sample basis for:

- Static Humidity: 85°C, 85% RH, 160 hours
- Endurance: 125°C, I<sub>B</sub>, 4 hours

## TERMINATION

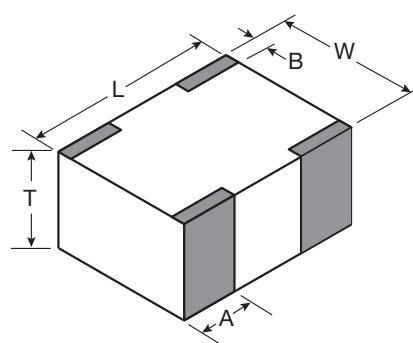
Nickel/ Lead free Solder coating (Sn100) compatible with automatic soldering technologies: reflow, wave soldering, vapor phase and manual.

## RECOMMENDED PAD LAYOUT mm (inches)



F	1.70±0.05 (0.067±0.010)
G	0.78±0.05 (0.031±0.010)
K	1.91±0.10 (0.075±0.004)
M	0.54±0.025 (0.021±0.001)
N	1.93±0.05 (0.076±0.010)
P	0.21±0.04 (0.001±0.002)
R	1.80±0.04 (0.071±0.002)
S	0.20±0.04 (0.008±0.002)
D	0.60±0.10 (0.024±0.004)

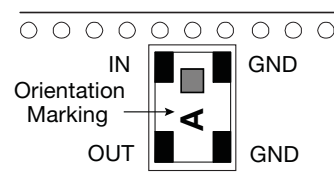
## DIMENSIONS (Top View)



mm (inches)

L	3.08±0.1 (0.121±0.004)
W	1.60±0.1 (0.063±0.004)
T	0.87±0.1 (0.034±0.004)
A	0.61±0.25 (0.028±0.010)
B	0.35±0.15 (0.014±0.006)

## TERMINALS AND LAYOUT (Top View)



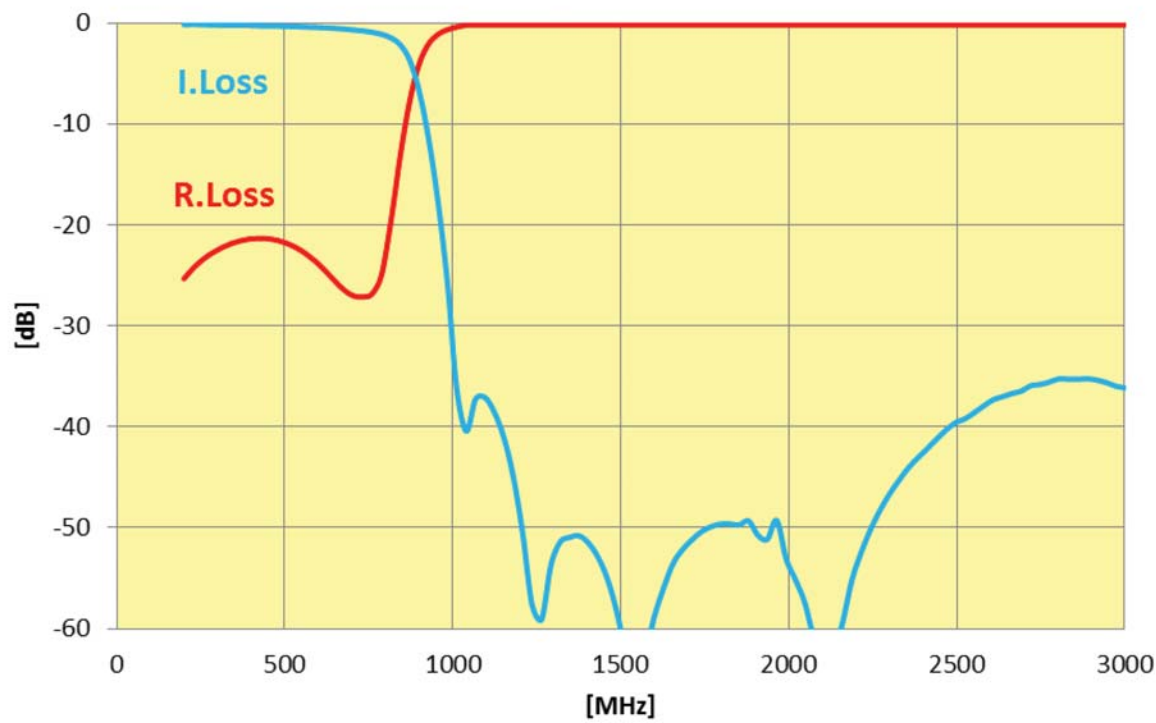
# LP1206 SMD High Performance Low Pass Filter **AVX RF**

LP1206A0700ASTR

## ELECTRICAL CHARACTERISTICS

P/N	I.Loss @ 700MHz	R.Loss @ 700MHz	Attenuation
LP1206A0700ASTR	0.8dB max.	-20dB	-20dB at 980MHz -45dB at 1400MHz -45dB at 2100MHz -30dB at 2800MHz

## TYPICAL ELECTRICAL PERFORMANCE



# LP1206 SMD High Performance Low Pass Filter **AVX RF**

## LP1206A0860ASTR



### ITF TECHNOLOGY

The ITF SMD Filter is based on thin-film multilayer technology. The technology provides a miniature part with excellent high frequency performance and rugged construction for reliable automatic assembly. The ITF Filter is offered in a variety of frequency bands compatible with various types of high frequency wireless systems.

### FEATURES

- Small size: 1206
- Frequency: 860MHz
- Sharp attenuation slope
- Characteristic impedance: 50Ohm
- Operating/Storage temp: -40°C – +85°C
- Low profile
- Rugged construction
- Taped and reeled
- Power handling: 8W

### APPLICATIONS

- Mobile communications
- Satellite TV receivers
- GPS
- Vehicle location systems
- Wireless LAN's

### HOW TO ORDER

**LP**   **1206**   **A**   **0860**   **A**   **S**   **TR**  
 Series   Size   Type   Frequency (MHz)   Sub-Type   Termination   Taped & Reeled

### FINAL QUALITY INSPECTION

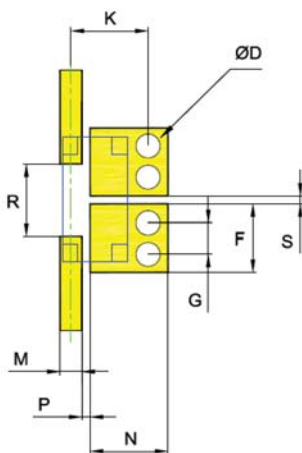
Finished parts are 100% tested for electrical parameters and visual/mechanical characteristics. Each production lot is evaluated on a sample basis for:

- Static Humidity: 85°C, 85% RH, 160 hours
- Endurance: 125°C, I<sub>B</sub>, 4 hours

### TERMINATION

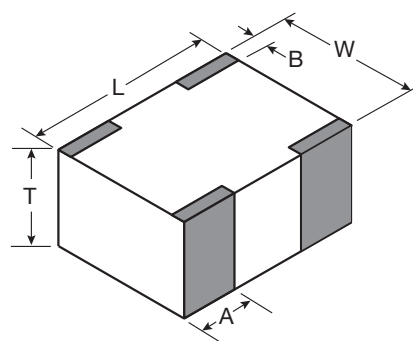
Nickel/ Lead free Solder coating (Sn100) compatible with automatic soldering technologies: reflow, wave soldering, vapor phase and manual.

### RECOMMENDED PAD LAYOUT mm (inches)



F	1.70±0.05 (0.067±0.010)
G	0.78±0.05 (0.031±0.010)
K	1.91±0.10 (0.075±0.004)
M	0.54±0.025 (0.021±0.001)
N	1.93±0.05 (0.076±0.010)
P	0.21±0.04 (0.001±0.002)
R	1.80±0.04 (0.071±0.002)
S	0.20±0.04 (0.008±0.002)
D	0.60±0.10 (0.024±0.004)

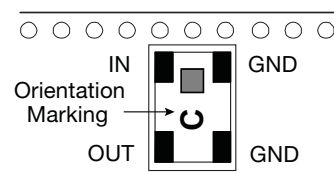
### DIMENSIONS (Top View)



**mm (inches)**

L	3.08±0.1 (0.121±0.004)
W	1.60±0.1 (0.063±0.004)
T	0.87±0.1 (0.034±0.004)
A	0.61±0.25 (0.028±0.010)
B	0.35±0.15 (0.014±0.006)

### TERMINALS AND LAYOUT (Top View)



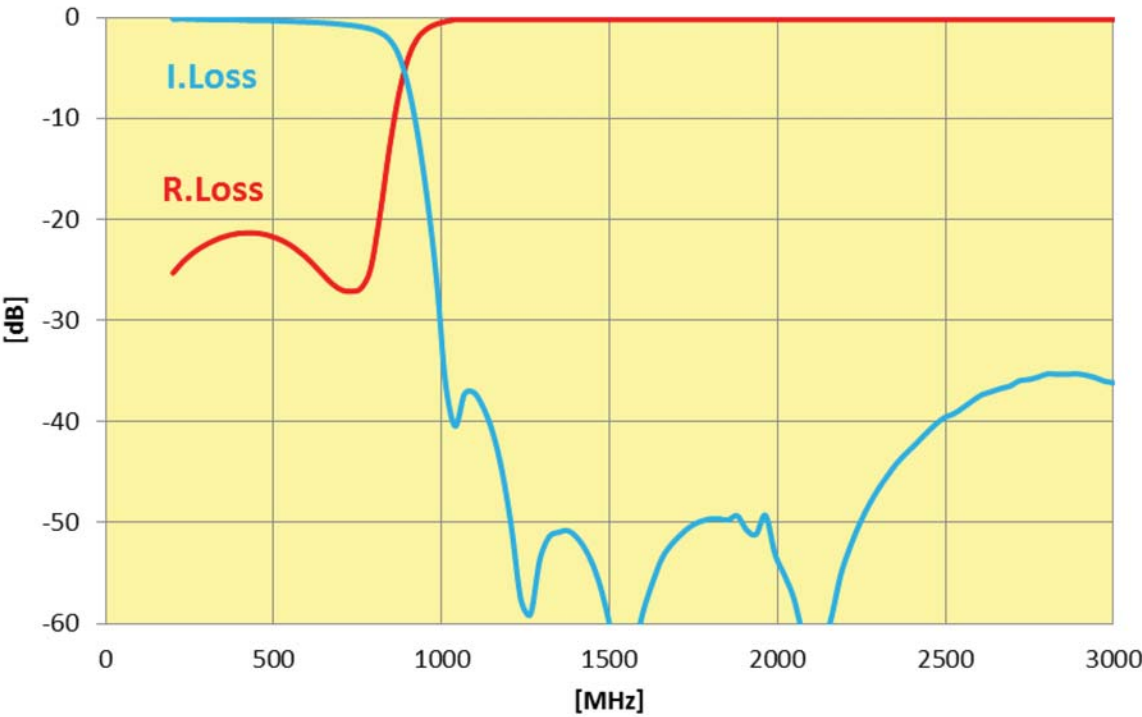
# LP1206 SMD High Performance Low Pass Filter **AVX RF**

LP1206A0860ASTR

## ELECTRICAL CHARACTERISTICS

P/N	I.Loss @ 860MHz	R.Loss @ 860MHz	Attenuation
LP1206A0860ASTR	0.85dB max.	-18dB	-25dB at 1204MHz -45dB at 1720MHz -45dB at 2580MHz -30dB at 3440MHz

## TYPICAL ELECTRICAL PERFORMANCE



# LP1206 SMD High Performance Low Pass Filter **AVX RF**

## LP1206A3200ASTR



### ITF TECHNOLOGY

The ITF SMD Filter is based on thin-film multilayer technology. The technology provides a miniature part with excellent high frequency performance and rugged construction for reliable automatic assembly. The ITF Filter is offered in a variety of frequency bands compatible with various types of high frequency wireless systems.

### FEATURES

- Small size: 1206
- Frequency: 3.2GHz
- Sharp attenuation slope
- Characteristic impedance: 50Ohm
- Operating/Storage temp: -40°C – +85°C
- Low profile
- Rugged construction
- Taped and reeled
- Power handling: 8W

### APPLICATIONS

- Mobile communications
- Satellite TV receivers
- GPS
- Vehicle location systems
- Wireless LAN's

### HOW TO ORDER

LP	1206	A	3200	A	S	TR
Series	Size	Type	Frequency (MHz)	Sub-Type	Termination	Taped & Reeled

### FINAL QUALITY INSPECTION

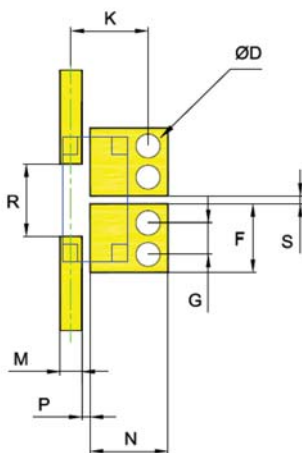
Finished parts are 100% tested for electrical parameters and visual/mechanical characteristics. Each production lot is evaluated on a sample basis for:

- Static Humidity: 85°C, 85% RH, 160 hours
- Endurance: 125°C, I<sub>B</sub>, 4 hours

### TERMINATION

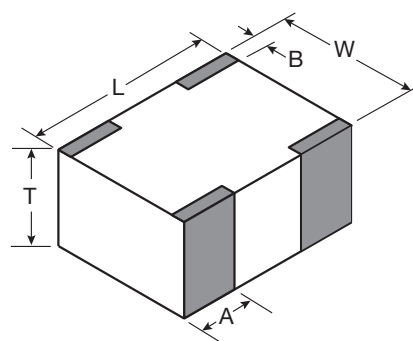
Nickel/ Lead free Solder coating (Sn100) compatible with automatic soldering technologies: reflow, wave soldering, vapor phase and manual.

### RECOMMENDED PAD LAYOUT mm (inches)



F	1.70±0.05 (0.067±0.010)
G	0.78±0.05 (0.031±0.010)
K	1.91±0.10 (0.075±0.004)
M	0.54±0.025 (0.021±0.001)
N	1.93±0.05 (0.076±0.010)
P	0.21±0.04 (0.001±0.002)
R	1.80±0.04 (0.071±0.002)
S	0.20±0.04 (0.008±0.002)
D	0.60±0.10 (0.024±0.004)

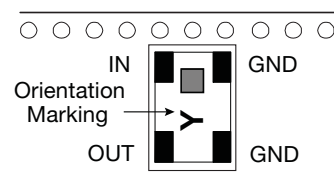
### DIMENSIONS (Top View)



**mm (inches)**

L	3.08±0.1 (0.121±0.004)
W	1.60±0.1 (0.063±0.004)
T	0.87±0.1 (0.034±0.004)
A	0.61±0.25 (0.028±0.010)
B	0.35±0.15 (0.014±0.006)

### TERMINALS AND LAYOUT (Top View)



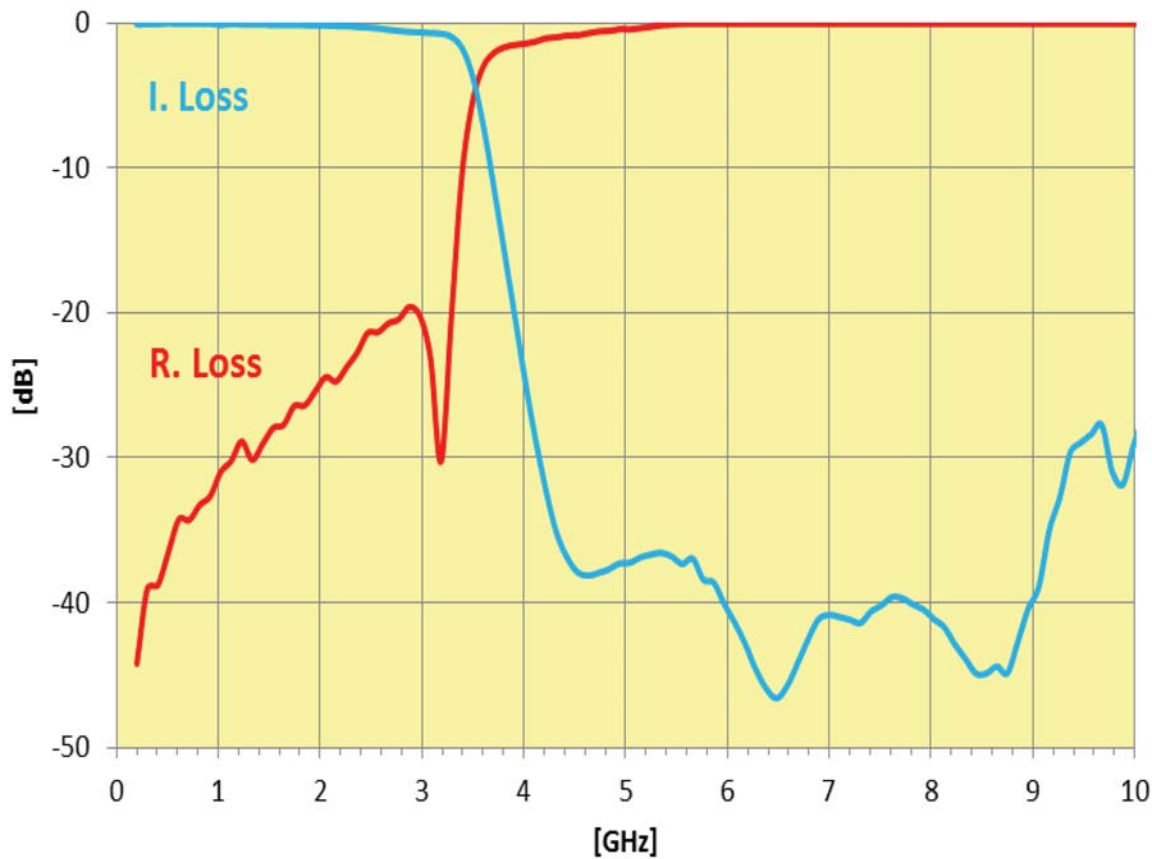
# LP1206 SMD High Performance Low Pass Filter **AVX RF**

LP1206A3200ASTR

## ELECTRICAL CHARACTERISTICS

P/N	I.Loss @ 3.2GHz	R.Loss @ 3.2GHz	Attenuation (min.)
LP1206A3200ASTR	0.85dB max.	-20dB	-30dB at 4.48GHz -40dB at 6.4GHz -25dB at 9.6GHz -25dB at 10GHz

## TYPICAL ELECTRICAL PERFORMANCE





# LP1206 SMD High Performance Low Pass Filter **AVX RF**

## LP1206A3500ASTR



### ITF TECHNOLOGY

The ITF SMD Filter is based on thin-film multilayer technology. The technology provides a miniature part with excellent high frequency performance and rugged construction for reliable automatic assembly. The ITF Filter is offered in a variety of frequency bands compatible with various types of high frequency wireless systems.

### FEATURES

- Small size: 1206
- Frequency: 3.5GHz
- Sharp attenuation slope
- Characteristic impedance: 50Ohm
- Operating/Storage temp: -40°C – +85°C
- Low profile
- Rugged construction
- Taped and reeled
- Power handling: 8W

### APPLICATIONS

- Mobile communications
- Satellite TV receivers
- GPS
- Vehicle location systems
- Wireless LAN's

### HOW TO ORDER

LP	1206	A	3500	A	S	TR
Series	Size	Type	Frequency (MHz)	Sub-Type	Termination	Taped & Reeled

### FINAL QUALITY INSPECTION

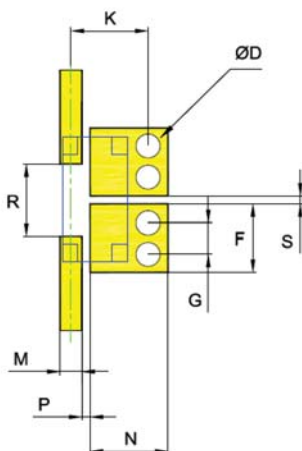
Finished parts are 100% tested for electrical parameters and visual/mechanical characteristics. Each production lot is evaluated on a sample basis for:

- Static Humidity: 85°C, 85% RH, 160 hours
- Endurance: 125°C, I<sub>B</sub>, 4 hours

### TERMINATION

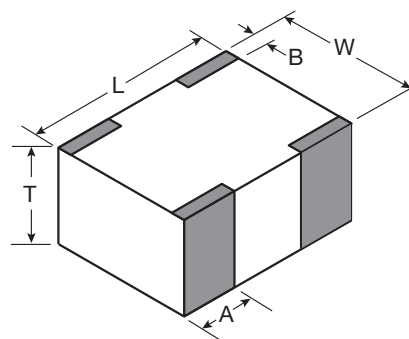
Nickel/ Lead free Solder coating (Sn100) compatible with automatic soldering technologies: reflow, wave soldering, vapor phase and manual.

### RECOMMENDED PAD LAYOUT mm (inches)



F	1.70±0.05 (0.067±0.010)
G	0.78±0.05 (0.031±0.010)
K	1.91±0.10 (0.075±0.004)
M	0.54±0.025 (0.021±0.001)
N	1.93±0.05 (0.076±0.010)
P	0.21±0.04 (0.001±0.002)
R	1.80±0.04 (0.071±0.002)
S	0.20±0.04 (0.008±0.002)
D	0.60±0.10 (0.024±0.004)

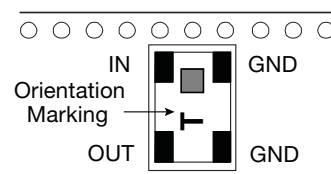
### DIMENSIONS (Top View)



**mm (inches)**

L	3.08±0.1 (0.121±0.004)
W	1.60±0.1 (0.063±0.004)
T	0.87±0.1 (0.034±0.004)
A	0.61±0.25 (0.028±0.010)
B	0.35±0.15 (0.014±0.006)

### TERMINALS AND LAYOUT (Top View)



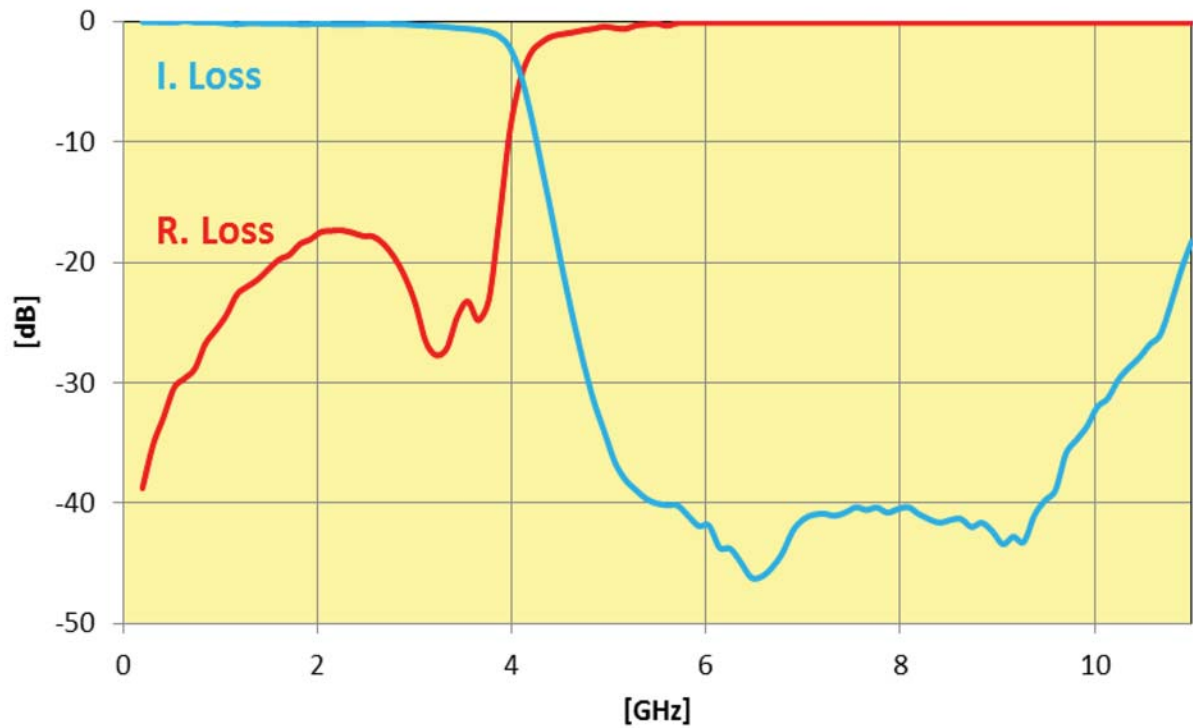
# LP1206 SMD High Performance Low Pass Filter **AVX RF**

LP1206A3500ASTR

## ELECTRICAL CHARACTERISTICS

P/N	I.Loss @ 3.5GHz	R.Loss @ 3.5GHz	Attenuation (min.)
LP1206A3500ASTR	0.7dB max.	-18dB	-30dB at 4.9GHz -40dB at 7GHz -25dB at 10.5GHz -15dB at 11GHz

## TYPICAL ELECTRICAL PERFORMANCE





# LP1206 SMD High Performance Low Pass Filter **AVX RF**

## LP1206A3600ASTR



### ITF TECHNOLOGY

The ITF SMD Filter is based on thin-film multilayer technology. The technology provides a miniature part with excellent high frequency performance and rugged construction for reliable automatic assembly. The ITF Filter is offered in a variety of frequency bands compatible with various types of high frequency wireless systems.

### FEATURES

- Small size: 1206
- Frequency: 3.6GHz
- Sharp attenuation slope
- Characteristic impedance: 50Ohm
- Operating/Storage temp: -40°C – +85°C
- Low profile
- Rugged construction
- Taped and reeled
- Power handling: 8W

### APPLICATIONS

- Mobile communications
- Satellite TV receivers
- GPS
- Vehicle location systems
- Wireless LAN's

### HOW TO ORDER

LP	1206	A	3600	A	S	TR
Series	Size	Type	Frequency (MHz)	Sub-Type	Termination	Taped & Reeled

### FINAL QUALITY INSPECTION

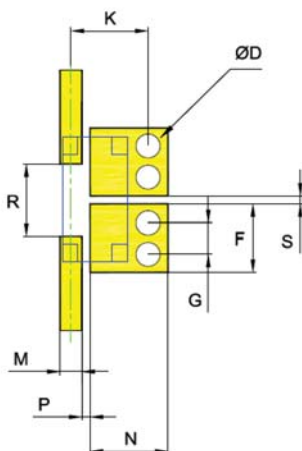
Finished parts are 100% tested for electrical parameters and visual/mechanical characteristics. Each production lot is evaluated on a sample basis for:

- Static Humidity: 85°C, 85% RH, 160 hours
- Endurance: 125°C, I<sub>B</sub>, 4 hours

### TERMINATION

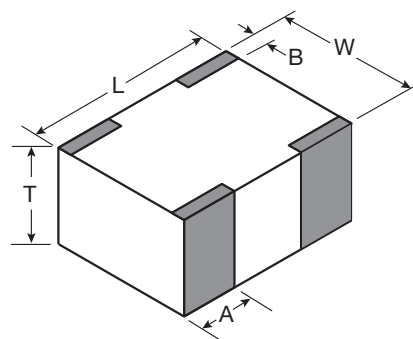
Nickel/ Lead free Solder coating (Sn100) compatible with automatic soldering technologies: reflow, wave soldering, vapor phase and manual.

### RECOMMENDED PAD LAYOUT mm (inches)



F	1.70±0.05 (0.067±0.010)
G	0.78±0.05 (0.031±0.010)
K	1.91±0.10 (0.075±0.004)
M	0.54±0.025 (0.021±0.001)
N	1.93±0.05 (0.076±0.010)
P	0.21±0.04 (0.001±0.002)
R	1.80±0.04 (0.071±0.002)
S	0.20±0.04 (0.008±0.002)
D	0.60±0.10 (0.024±0.004)

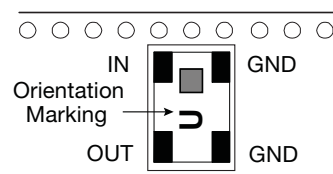
### DIMENSIONS (Top View)



**mm (inches)**

L	3.08±0.1 (0.121±0.004)
W	1.60±0.1 (0.063±0.004)
T	0.87±0.1 (0.034±0.004)
A	0.61±0.25 (0.028±0.010)
B	0.35±0.15 (0.014±0.006)

### TERMINALS AND LAYOUT (Top View)



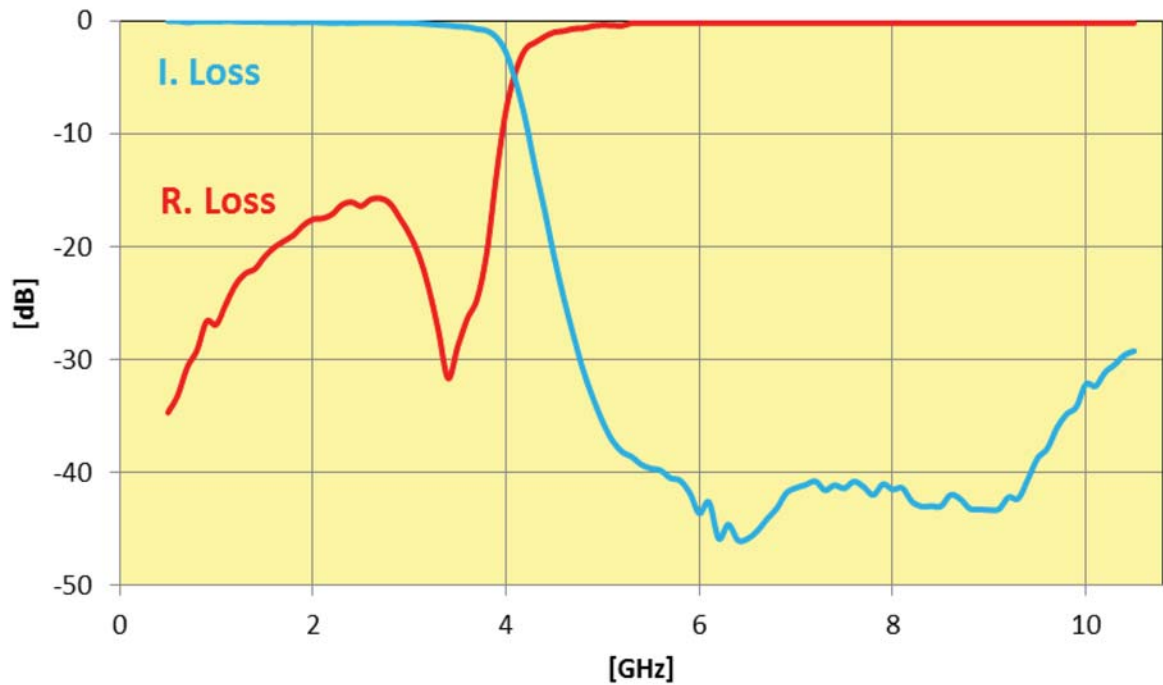
# LP1206 SMD High Performance Low Pass Filter **AVX** RF

## LP1206A3600ASTR

### ELECTRICAL CHARACTERISTICS

P/N	I.Loss @ 3.6GHz	R.Loss @ 3.6GHz	Attenuation (min.)
LP1206A3600ASTR	0.7dB max.	-25dB	-30dB at 5.04GHz -35dB at 7.2GHz -25dB at 10.8GHz

### TYPICAL ELECTRICAL PERFORMANCE



# LP1206 SMD High Performance Low Pass Filter **AVX RF**

## LP1206A3800ASTR



### ITF TECHNOLOGY

The ITF SMD Filter is based on thin-film multilayer technology. The technology provides a miniature part with excellent high frequency performance and rugged construction for reliable automatic assembly. The ITF Filter is offered in a variety of frequency bands compatible with various types of high frequency wireless systems.

### FEATURES

- Small size: 1206
- Frequency: 3.8GHz
- Sharp attenuation slope
- Characteristic impedance: 50Ohm
- Operating/Storage temp: -40°C – +85°C
- Low profile
- Rugged construction
- Taped and reeled
- Power handling: 8W

### APPLICATIONS

- Mobile communications
- Satellite TV receivers
- GPS
- Vehicle location systems
- Wireless LAN's

### HOW TO ORDER

LP	1206	A	3800	A	S	TR
Series	Size	Type	Frequency (MHz)	Sub-Type	Termination	Taped & Reeled

### FINAL QUALITY INSPECTION

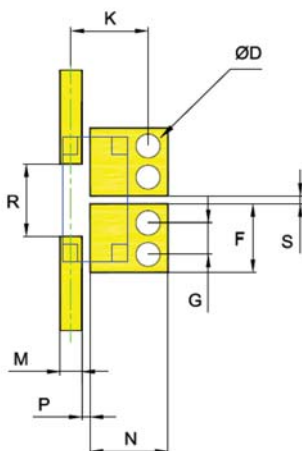
Finished parts are 100% tested for electrical parameters and visual/mechanical characteristics. Each production lot is evaluated on a sample basis for:

- Static Humidity: 85°C, 85% RH, 160 hours
- Endurance: 125°C, I<sub>B</sub>, 4 hours

### TERMINATION

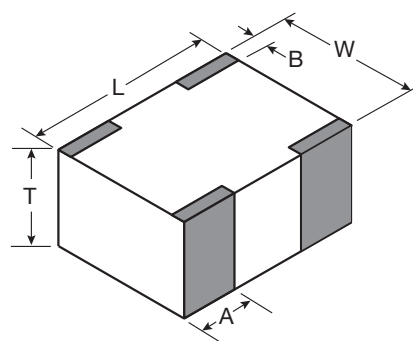
Nickel/ Lead free Solder coating (Sn100) compatible with automatic soldering technologies: reflow, wave soldering, vapor phase and manual.

### RECOMMENDED PAD LAYOUT mm (inches)



F	1.70±0.05 (0.067±0.010)
G	0.78±0.05 (0.031±0.010)
K	1.91±0.10 (0.075±0.004)
M	0.54±0.025 (0.021±0.001)
N	1.93±0.05 (0.076±0.010)
P	0.21±0.04 (0.001±0.002)
R	1.80±0.04 (0.071±0.002)
S	0.20±0.04 (0.008±0.002)
D	0.60±0.10 (0.024±0.004)

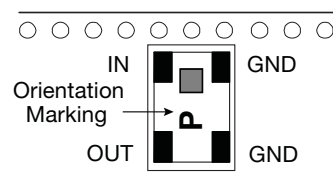
### DIMENSIONS (Top View)



**mm (inches)**

L	3.08±0.1 (0.121±0.004)
W	1.60±0.1 (0.063±0.004)
T	0.87±0.1 (0.034±0.004)
A	0.61±0.25 (0.028±0.010)
B	0.35±0.15 (0.014±0.006)

### TERMINALS AND LAYOUT (Top View)



# LP1206 SMD High Performance Low Pass Filter **AVX** RF

LP1206A3800ASTR

## ELECTRICAL CHARACTERISTICS

P/N	I.Loss @ 3.8GHz	R.Loss @ 3.8GHz	Attenuation (min.)
LP1206A3800ASTR	0.8dB max.	-20dB	-35dB at 5.32GHz -28dB at 7.6GHz -33dB at 10GHz

## TYPICAL ELECTRICAL PERFORMANCE

