


NB-IoT evaluation platform and reference design for asset tracking, smart cities, and metering with ST87M01



Features

- Multisensing wireless platform with cellular connectivity
- Ultracompact, low-power NB-IoT industrial module series with GNSS capability (ST87M01)
- Compact design with embedded antennas
 - Custom PCB antenna for NB-IoT connectivity optimized for bands 3, 8 and 20
 - Chip antenna for GPS (Ignion NN03-320)
- Nano-SIM card socket
- Ultralow power Arm Cortex®-M33 with FPU and TrustZone® at 160 MHz, 2048 Kbytes flash memory (STM32U585RI)
- Ultra low-power 32 Mbit serial SPI page EEPROM (M95P32-I)
- Sensors:
 - Ultralow power 3-axis smart accelerometer (LIS2DUXS12)
 - Low-power and high-precision MEMS nano pressure sensor: 260-1260 hPa absolute digital output barometer (LPS22DF)
 - Temperature and humidity sensor (SHT40-AD1B)
- Expandable via 34-pin FPC connector
- Other components:
 - LiPo battery 480 mAh
 - Plastic box
 - Ready to use SIM-Card

Product summary	
NB-IoT evaluation platform and reference design for asset tracking, smart cities, and metering with ST87M01	STEVAL-NBIOTV1
Software examples for STEVAL-NBIOTV1	STSW-NBIOTV1
Ultra-compact, low-power narrowband (NB-IoT) industrial module series with GNSS capability	ST87M01-1301
Ultra-low-power with FPU Arm Cortex-M33 MCU with TrustZone, 160 MHz with 2 Mbytes of Flash memory	STM32U585RIT6
Applications	Metering IoT for smart industry

Description

The **STEVAL-NBIOTV1** is a compact, battery-powered evaluation platform and reference design tailored for asset tracking, smart city applications, and metering.

The **STEVAL-NBIOTV1** integrates multiple key elements: the **ST87M01** ultracompact, low-power NB-IoT industrial module featuring additional ADC, GNSS, and Wi-Fi positioning capabilities, the **STM32U585RI** microcontroller; onboard sensors, and extra memory via a 32 Mbit serial SPI page EEPROM.

This all-in-one integration enables rapid IoT application development without requiring external add-ons or additional hardware.

An example application code is provided to optimize low-power operation and accelerate time-to-market.

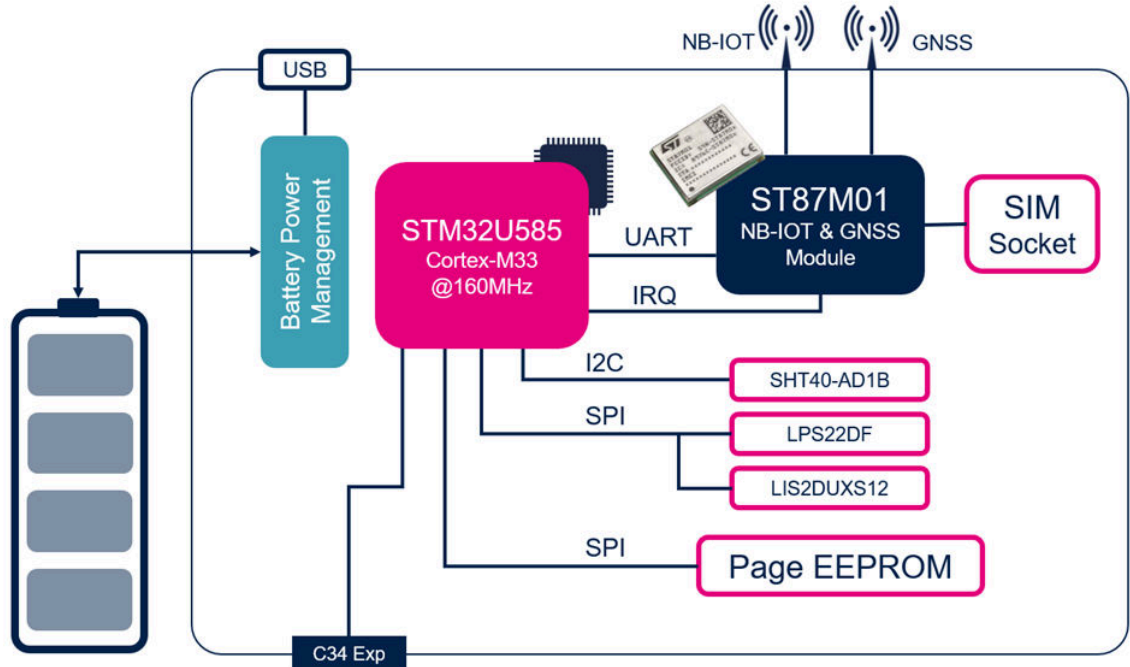
Connectivity and location-based services are powered by the **ST87M01** narrowband IoT (NB-IoT) and GNSS module.

Multiple communication interfaces are supported, including UART, I²C, and SPI. Efficient power management and data storage components are integrated, and an expansion connector allows easy addition of further functionalities.

Please note, the board does not include an STM32 debugger/programmer; a compatible debugger can be purchased separately. The recommended part numbers are **STLINK-V3MINIE** or, alternatively, **STLINK-V3SET**.

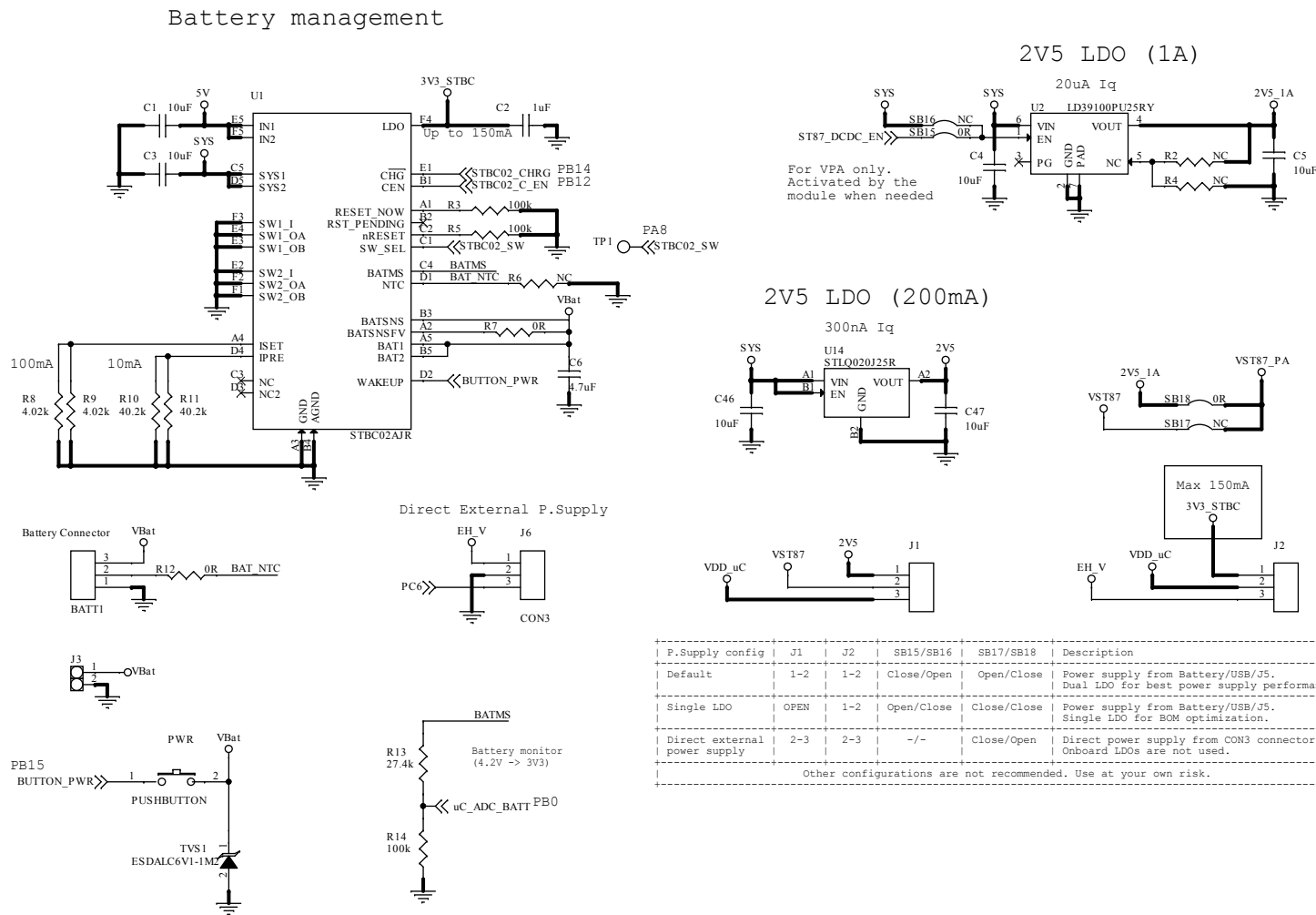
1 Block diagram

Figure 1. Block diagram



2 Schematic diagrams

Figure 2. STEVAL-NBIOTV1 circuit schematic (1 of 5)



P. Supply config	J1	J2	SB15/SB16	SB17/SB18	Description
Default	1-2	1-2	Close/Open	Open/Close	Power supply from Battery/USB/J5. Dual LDO for best power supply performance.
Single LDO	OPEN	1-2	Open/Close	Close/Close	Power supply from Battery/USB/J5. Single LDO for BOM optimization.
Direct external power supply	2-3	2-3	-/-	Close/Open	Direct power supply from CON3 connector. Onboard LDOs are not used.

Other configurations are not recommended. Use at your own risk.



Figure 3. STEVAL-NBIOTV1 circuit schematic (2 of 5)

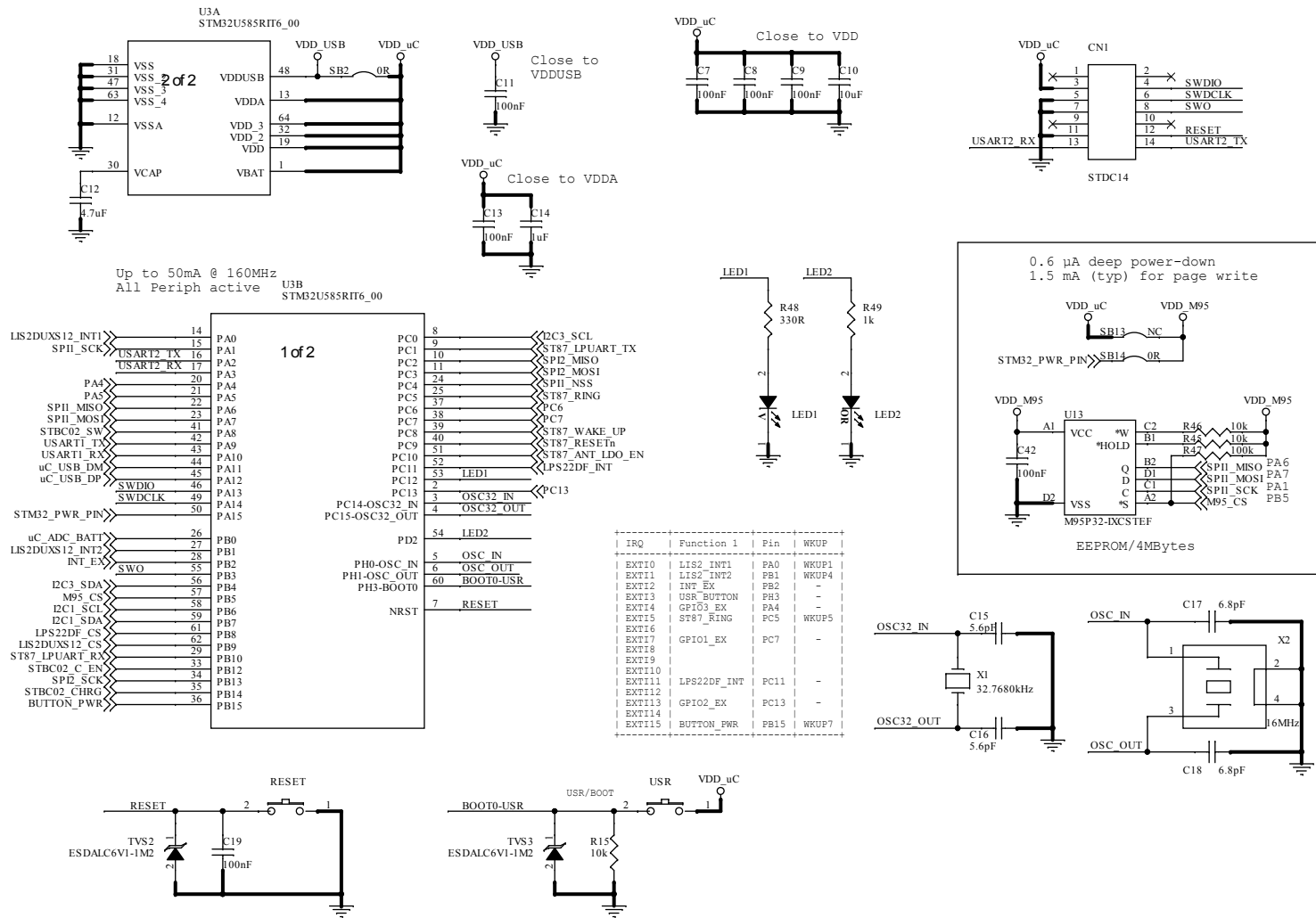


Figure 5. STEVAL-NBIOTV1 circuit schematic (4 of 5)

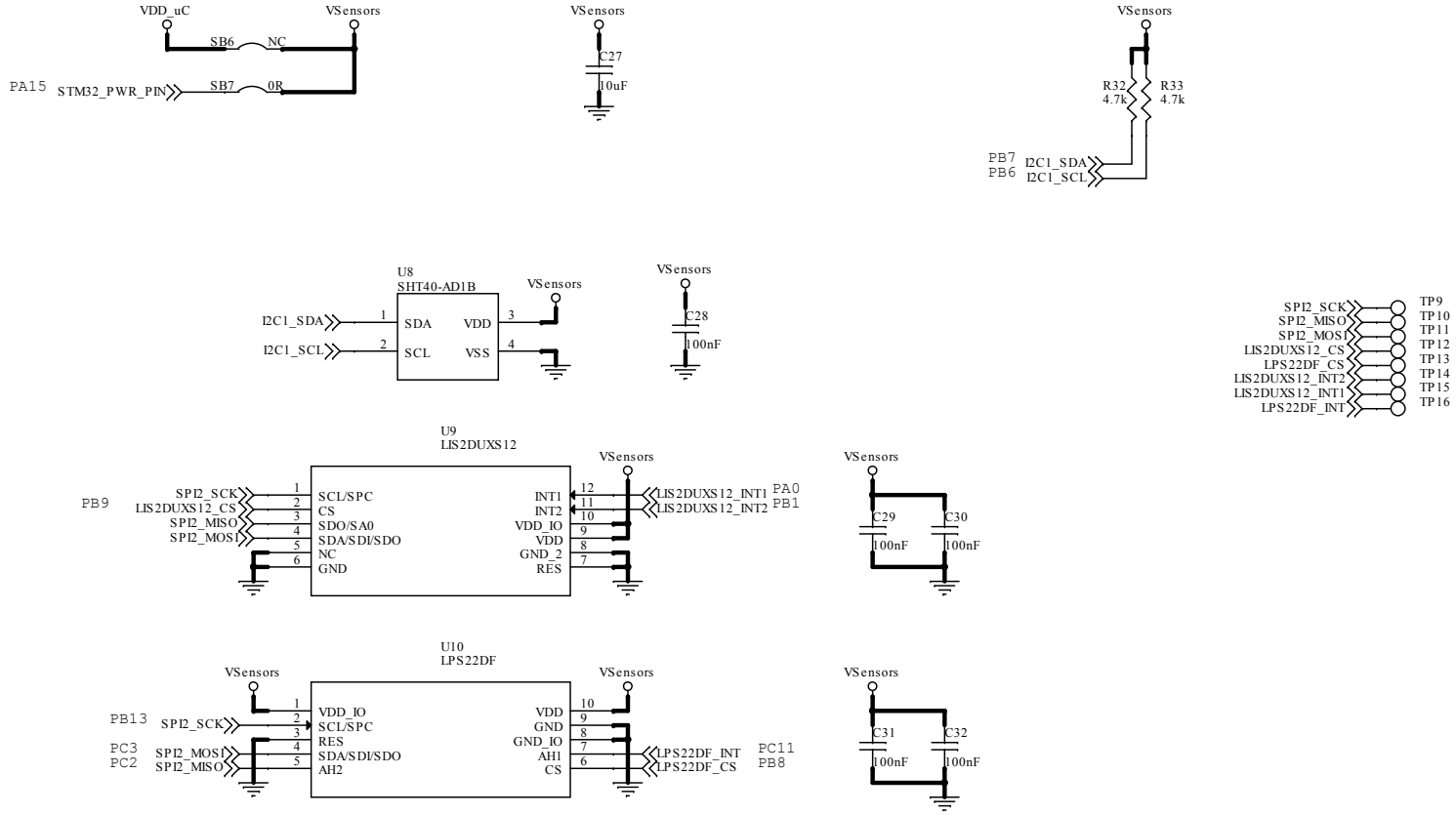
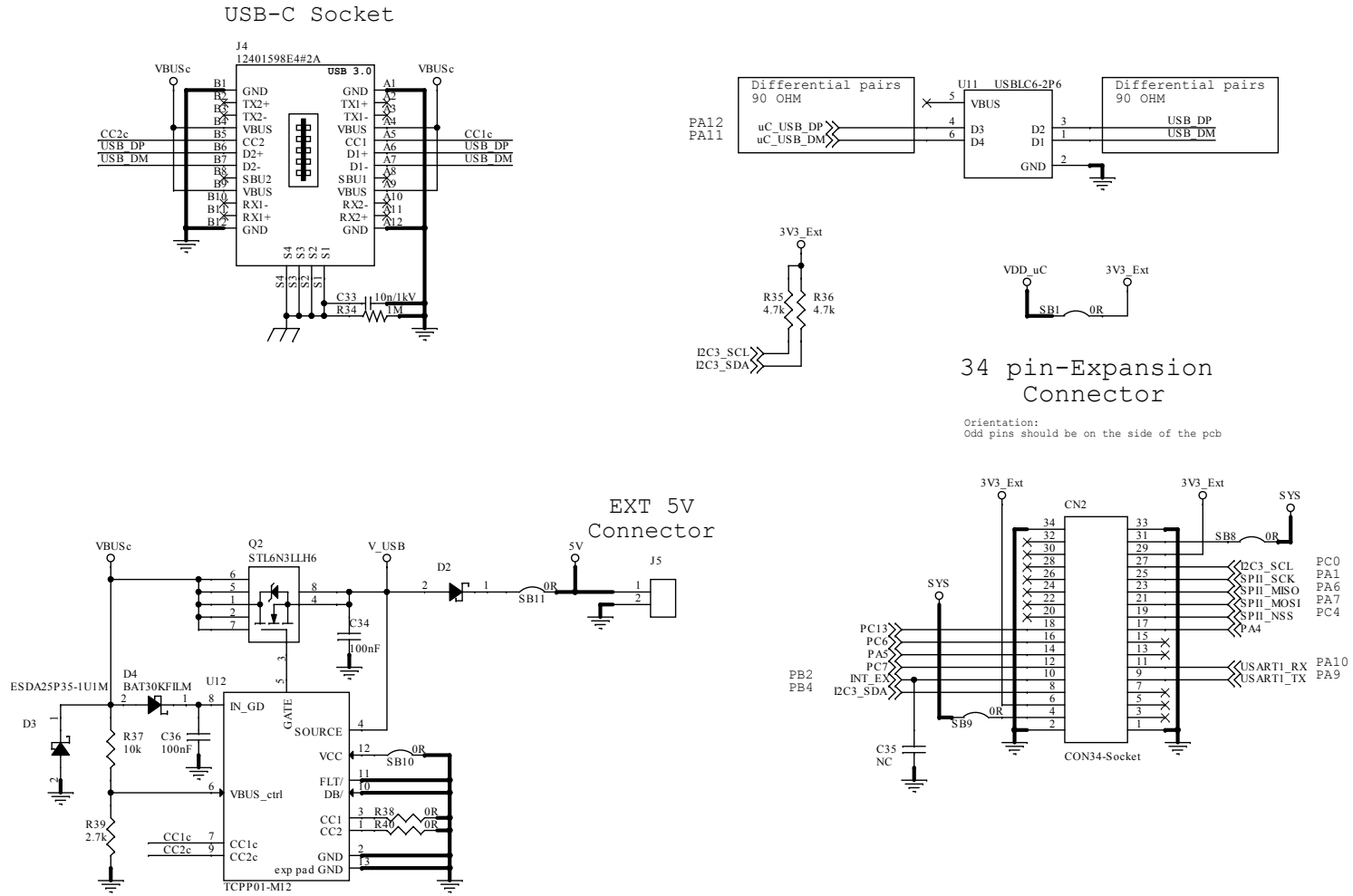


Figure 6. STEVAL-NBIOTV1 circuit schematic (5 of 5)



3 Board versions

Table 1. STEVAL-NBIOTV1 versions

PCB version	Schematic diagrams	Bill of materials
STV\$NBIOTV1A ⁽¹⁾	STV\$NBIOTV1A schematic diagrams	STV\$NBIOTV1A bill of materials

1. This code identifies the STEVAL-NBIOTV1 evaluation board first version. It is printed on the board PCB.

Revision history

Table 2. Document revision history

Date	Revision	Changes
07-Nov-2025	1	Initial release.
13-Feb-2026	2	Updated Description.

IMPORTANT NOTICE – READ CAREFULLY

STMicroelectronics NV and its subsidiaries (“ST”) reserve the right to make changes, corrections, enhancements, modifications, and improvements to ST products and/or to this document at any time without notice.

In the event of any conflict between the provisions of this document and the provisions of any contractual arrangement in force between the purchasers and ST, the provisions of such contractual arrangement shall prevail.

The purchasers should obtain the latest relevant information on ST products before placing orders. ST products are sold pursuant to ST’s terms and conditions of sale in place at the time of order acknowledgment.

The purchasers are solely responsible for the choice, selection, and use of ST products and ST assumes no liability for application assistance or the design of the purchasers’ products.

No license, express or implied, to any intellectual property right is granted by ST herein.

Resale of ST products with provisions different from the information set forth herein shall void any warranty granted by ST for such product.

If the purchasers identify an ST product that meets their functional and performance requirements but that is not designated for the purchasers’ market segment, the purchasers shall contact ST for more information.

ST and the ST logo are trademarks of ST. For additional information about ST trademarks, refer to www.st.com/trademarks. All other product or service names are the property of their respective owners.

Information in this document supersedes and replaces information previously supplied in any prior versions of this document.

© 2026 STMicroelectronics – All rights reserved