



Product Brief

Applications

- Internet of Things (IoT)
- Tx/Rx and diversity
 - WLAN/Bluetooth®
 - Energy management
 - RFID
 - UHF/VHF: public safety bands
 - 800/900 MHz land mobile radios (LMR)
- Smartphones and data cards
- 3G/4G wireless networks
- Microwave applications up to 8 GHz
- Multi-antenna switching/swapping
- Automotive

Features

- Low insertion loss
- High isolation
- High linearity and low distortion
- High power (up to 100 W) handling
- Broad frequency range: 20 MHz to 8 GHz
- Low bias and control-logic voltage
- Low current operation

| General Purpose RF Switches

Select RF switches available from stock for prototype or high-volume production

Skyworks Solutions offers a select group of radio frequency (RF) switches from our diverse switch offering that are in stock and ready for immediate design. The devices cover applications including aerospace and defense, automotive, computing, connected home, consumer electronics, media, medical, military (COTS), mobile devices, networking, smart energy, wearables and wireless infrastructure.

Our select switches portfolio includes the most popular, broad-market SPST, SPDT (SP2T), SP3T, SP4T, DPDT and up to SP8T products readily available to ship from stock. These devices provide excellent performance and value while utilizing proven technologies for high reliability. The select switches are used in a wide variety of systems, including cellular smartphones, feature phones and base stations, WLAN front-end modules, and RF/microwave test instruments. All SOI (Silicon on Insulator), GaAs (Gallium Arsenide) pHEMT and PIN diode-based switches are broadband by design and can be utilized throughout all Internet of Things (IoT) applications. Select switches have been fully characterized for low frequency applications, covering the UHF and VHF ranges utilized within land mobile radios.


Performance characteristics include broadband operation (VHF to 8 GHz), high power handling (up to 100 W), high isolation, low insertion loss, and reflective or absorptive ports when they are placed into their high isolation states. Products are tested and shipped from our high volume facility. All switches are packaged in industry-standard, plastic surface-mount packages and leverage Skyworks' extensive design knowledge, technical leadership, manufacturing expertise, and superior quality.

An application engineering team is available to assist you with your design efforts. Application notes and block diagrams are accessible on Skyworks' website at www.skyworksinc.com.



Join Our Customer Email Program Today




















Skyworks is continually releasing new products. Join our customer email program instantly by scanning the QR code with your smartphone.

 Skyworks Green™ products are compliant to all applicable materials legislation and are halogen-free. For additional information, please refer to Skyworks Definition of Green™, document number SQ04-0074.













Internet of Things (IoT)

Aerospace and defense, automotive, computing, connected home, consumer electronics, media, medical, military (COTS), mobile devices, networking, smart energy, wearables and wireless infrastructure











Part Number	Description	Frequency (GHz)	Insertion Loss (dB)	Isolation (dB)	Input IP3 (dBm)	Input P _{1dB} (dBm)
 SKYA21001*	SPDT (R)	0.02–3.0	0.30–0.40	23–25	50	34
 SKY13453-385LF	SPDT (R)	0.01–6.0	0.40–0.70	27–15	57	33
 SKY13446-374LF	SPDT (R)	0.10–6.0	0.50–0.80	38–30	–	32
 SKY13418-485LF	SP8T (R)	0.10–3.0	0.45–0.85	35–20	66	38
 SKY13417-485LF	SP7T (R)	0.10–3.0	0.45–0.85	35–20	66	38
 SKY13416-485LF	SP6T (R)	0.10–3.0	0.40–0.45	42–31	69	38
 SKY13415-485LF	SP5T (R)	0.10–3.0	0.40–0.45	42–31	69	38
 SKY13414-485LF	SP4T (R)	0.10–3.0	0.40–0.45	42–31	69	38
 SKY13384-350LF	SP4T (A)	0.20–4.0	0.60–1.20	50–36	51	30
 SKY13381-374LF	DPDT (R)	0.10–6.0	0.50–1.50	31–14	62	38
 SKY13373-460LF	SP3T (R)	0.10–6.0	0.35–0.80	40–22	55	39
 SKY13370-374LF	SPDT (A)	0.50–6.0	0.70–1.15	31–24	55	39
 SKY13355-374LF	DPDT (R)	0.10–6.0	0.50–0.90	31–15	55	33
 SKY13351-378LF	SPDT (R)	0.02–6.0	0.35	24	50	30 (0.5 dB)
 SKY13348-374LF	SPDT (A)	0.50–6.0	0.60–1.00	27–24	57	37
SKY13347-360LF	SPST (A)	0.50–3.0	0.60–0.80	45–30	40	31
 SKY13330-397LF	SPDT (R)	0.10–6.0	0.30–0.60	42–21	–	39
 SKY13323-378LF	SPDT (R)	0.10–3.0	0.20–0.35	27–24	50	27
 SKY13322-375LF	SP4T (R)	0.02–6.0	0.6	26	51	30
 SKY13317-373LF	SP3T (R)	0.02–6.0	0.6	25	50	29
SKY13299-321LF	SPDT (R)	0.02–5.0	0.30–0.75	29–22	57	38.5
 SKY13298-360LF	SPDT (R)	3.00–8.0	0.70–0.90	25–22	47	26
 SKY13290-313LF	SPDT (R)	0.02–2.5	0.40–0.55	26–18	–	39.8
SKY13286-359LF	SPDT (A)	0.10–6.0	0.80–1.50	62–42	46	30
 SKY13270-92LF	SPDT (R)	0.02–2.7	0.40–0.60	30–19	–	37
 SKY12212-478LF	SPDT (R)	0.05–2.7	0.20–0.50	29–50	67	50
AS213-92LF	SPDT (R)	0.10–3.0	0.30–0.50	27–19	40	27
AS193-73LF	SPDT (R)	0.10–3.0	0.35–0.70	19	–	37
 AS179-92LF	SPDT (R)	0.02–3.0	0.4	23	43	30
AS169-73LF	SPDT (R)	30 kHz–2.5 GHz	0.30–0.40	25–24	43	30

*AEQ-Q100 qualified







Tx/Rx WLAN (802.11a/b/g/n/ac)

Part Number	Description	Frequency (GHz)	Insertion Loss (dB)	Isolation (dB)	Input IP3 (dBm)	Input P _{1 dB} (dBm)
 SKY13446-374LF	SPDT (R)	0.10–6.0	0.5–0.8	38–30	–	32
 SKY13381-374LF	DPDT (R)	0.10–6.0	0.60	22.0	62	38
 SKY13370-374LF	SPDT (A)	0.50–6.0	0.7–1.15	31–24	55	39
 SKY13355-374LF	DPDT (R)	0.10–6.0	0.60	23.5	55	33
 SKY13351-378LF	SPDT (R)	0.02–6.0	0.35	24.0	50	30 (0.5 dB)
 SKY13348-374LF	SPDT (A)	0.50–6.0	0.6–1.0	27–24	57	37
 SKY13323-378LF	SPDT (R)	0.10–3.0	0.20–0.35	27–24	50	27
 SKY13322-375LF	SP4T (R)	0.02–6.0	0.60	26.0	51	30
 SKY13317-373LF	SP3T (R)	0.02–6.0	0.60	25.0	50	29
 AS179-92LF	SPDT (R)	0.02–3.0	0.40	23.0	43	30

Mobile Devices

Part Number	Description	Frequency (GHz)	Insertion Loss (dB)	Isolation (dB)	Input IP3 (dBm)	Input P _{1 dB} (dBm)
 SKY13453-385LF	SPDT (R)	0.10–6.0	0.4–0.7	27–15	57	33
 SKY13417-485LF	SP7T (R)	0.10–3.0	0.45–0.85	35–20	66	38
 SKY13418-485LF	SP8T (R)	0.10–3.0	0.45–0.85	35–20	66	38
 SKY13317-373LF	SP3T (R)	0.02–6.0	0.6	25	50	29
 SKY13416-485LF	SP6T (R)	0.10–3.0	0.4–0.45	42–31	69	38
 SKY13415-485LF	SP5T (R)	0.10–3.0	0.4–0.45	42–31	69	38
 SKY13414-485LF	SP4T (R)	0.10–3.0	0.4–0.45	42–31	69	38
 SKY13373-460LF	SP3T (R)	0.10–3.0	0.35–0.8	40–22	55	39
 SKY13330-397LF	SPDT (R)	0.10–6.0	0.3–0.6	42–21	–	39
 AS179-92LF	SPDT (R)	0.02–3.0	0.4	23	43	30

UHF/VHF (48–1000 MHz)

Part Number	Description	Frequency (GHz)	Insertion Loss (dB)	Isolation (dB)	Input IP3 (dBm)	Input P _{1 dB} (dBm)
 SKY13351-378LF	SPDT (R)	0.02–6.0	0.35	24	50	30 (0.5 dB)
 SKY13322-375LF	SP4T (R)	0.02–6.0	0.6	26	51	30
 SKY13317-373LF	SP3T (R)	0.02–6.0	0.6	25	50	29
SKY13299-321LF	SPDT (R)	0.02–5.0	0.30–0.75	29–22	57	28.5
 SKY13290-313LF	SPDT (R)	0.02–2.5	0.40–0.55	26–18	–	39.8
 SKY12212-478LF	SPDT (R)	0.05–2.7	0.20–0.50	29–50	67	50
AS213-92LF	SPDT (R)	0.10–3.0	0.30–0.50	27–19	40	27
AS193-73LF	SPDT (R)	0.10–3.0	0.35–0.70	19	–	37
 AS179-92LF	SPDT (R)	0.02–3.0	0.4	23	43	30

SPDT = Single pole double throw
 SP2T = Single pole two throw
 SP3T = Single pole three throw
 SP4T = Single pole four throw
 SP5T = Single pole five throw
 SP6T = Single pole six throw
 SP7T = Single pole seven throw
 SP8T = Single pole eight throw

DPDT = Double pole double throw
 R = Reflective
 A = Absorptive (terminated)

GaAs RF Switch Fundamentals

A switching field effect transistor (FET) functions as a three port device, where the source and drain ports form a conduction path or channel for the RF signal and the gate port controls whether the channel is opened or closed. A DC control voltage applied to the gate is required to create this function. Most switching FETs use a depletion mode configuration, which means that the channel is normally in its low resistance state with no voltage applied and in its high resistance state when a negative voltage is applied to the gate with respect to the drain and source. For positive control voltage operation, RF ground connections must be floated by inserting a DC block between the FET and ground. Also, DC blocks are required on the RF ports (see Figure 1).

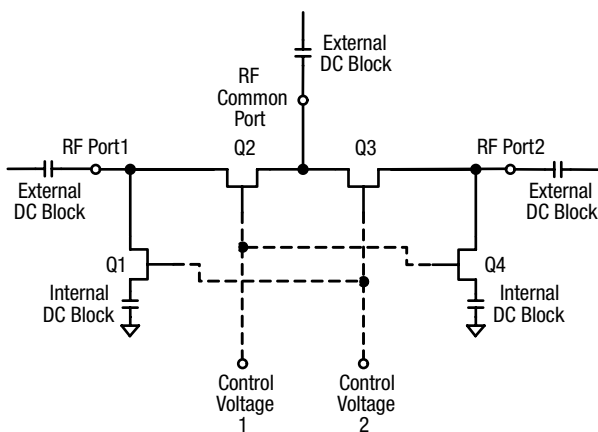


Figure 1. Typical SP2T with Series-Shunt Configuration

A complete switch can be fabricated by arranging FETs in various configurations depending upon the performance requirements of the end application. Figure 1 shows a typical single pole two-throw (SP2T) switch comprised of series and shunt FETs. In the isolation state, the shunt FET (e.g., Q1) is biased to produce a very low resistance, thus its input impedance is a reflective short. The series

FET (e.g., Q2) in the same arm is biased to produce a very high resistance. In the low insertion loss state, the converse is true: the shunt FET is biased to produce a very large resistance, while its series FET is biased to produce very low resistance. Please refer to the “Published Articles” section available on Skyworks’ website (www.skyworksinc.com/Press_Published_Articles.aspx) for more information about FET switch topologies and properties:

- Ultra-miniature High Linearity SPDT Switch for WLAN Applications
- Top Considerations When Buying or Specifying an RF Switch
- RF/Microwave Solid State Switches: Part 1
- Solid State RF/Microwave Switch Technology: Part 2

Skyworks also offers switches with a 50 Ω absorptive termination connected between the shunt FET(s) and AC ground. Skyworks switches are designated with “R” for reflective and “A” for absorptive in product specification tables.

Figure 2 illustrates the error vector magnitude (EVM) performance of low, medium, and high power switches. EVM is a typical specification to measure the amplitude and phase distortion with modulated signals such as WLAN 802.11a/b/g/n with a 10 dB peak to average ratio.

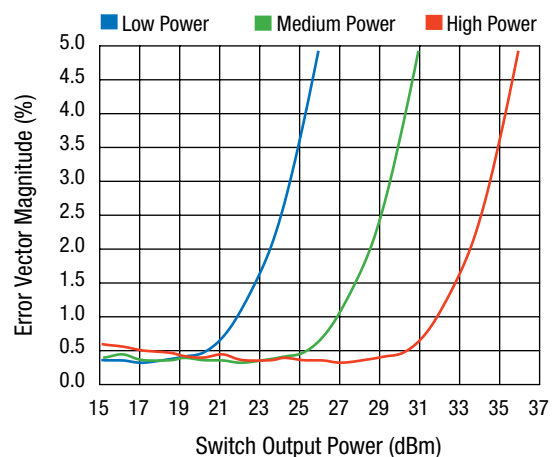


Figure 2. Typical GaAs Switch Performance. Error Vector Magnitude of Typical Low, Medium and High Power Switches

SOI Switch Fundamentals

SOI (silicon on insulator) switch transistors operate in a similar manner to GaAs devices. The channel between the drain and source can be either a low resistance or a high resistance based on the voltage on the gate. The SOI transistor requires a positive voltage on the gate to turn the FET “on” and requires a negative bias to turn the FET “off”. To make it easy for the user of the switch, a negative voltage is generated on chip and distributed to the proper FETs based on a logic decode function that is also integrated on die. Since the gates are on an insulator, the switch does not need to be floated above ground potential for positive voltage operation. This also prevents a voltage from being developed on the RF line and therefore the switch does not require DC blocking capacitors. However, voltages from other portions of a circuit should be blocked from the SOI switch. To achieve higher power handling, SOI FETs are stacked to divide the RF voltage across them. The periphery is adjusted accordingly to maintain low insertion loss. FETs are configured in series and shunt orientation the same way they are for GaAs switches. By configuring elements in this manner, the optimum insertion loss and isolation can be achieved as a function of frequency. By designing with the proper number of stacked FETs and the correct periphery, SOI switches have excellent linearity. An example of harmonics performance is shown in Figure 3.

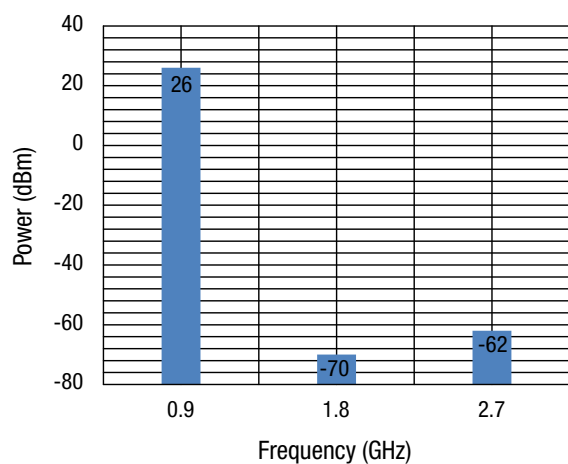


Figure 3. SKY13414-485LF SOI SP4T Switch Harmonics Performance at 900 MHz Signal

Transmit-Receive Switch

A SPDT switch can be used as a transmit-receive (Tx/Rx) switch, to alternately connect a transmitter and a receiver to a common single antenna in a single duplex system, as shown in Figure 4.

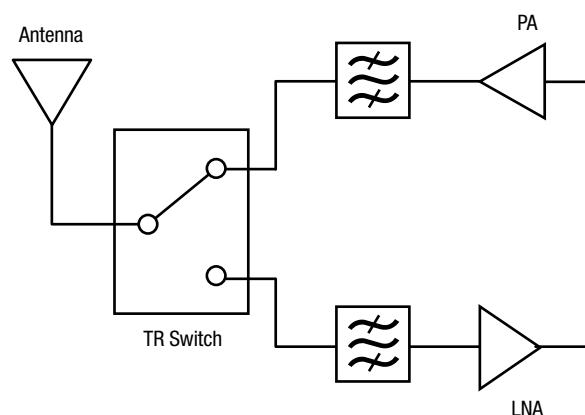


Figure 4. Simplified TR Switching Block Diagram

Antenna Swap

A DPDT switch can be used as an antenna swap switch, to selectively connect Antenna A and Antenna B in order to enhance RF over-the-air (OTA) performance with a multiple antenna system, as shown in Figure 5.

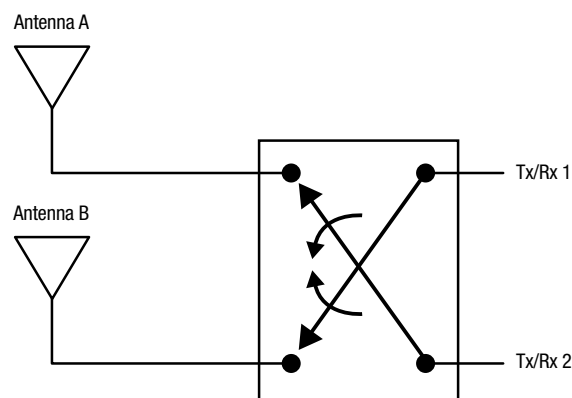


Figure 5. Simplified Antenna Swap Block Diagram

Switches for 100 Watt Applications

The SKY12212-478LF broadband, high power handling, high linearity, single-pole double-throw (SPDT) silicon, PIN diode, T/R switch is one of a series of innovative products. The SKY12212-478LF is well-suited for use as a high power transmit/receive or fail safe switch in a variety of telecommunication systems such as public safety radios, UHF/VHF land mobile radios and military communication systems, or TDD-LTE, TD-SCDMA base stations. The internal circuit of SKY12212-478LF is shown in Figure 6.

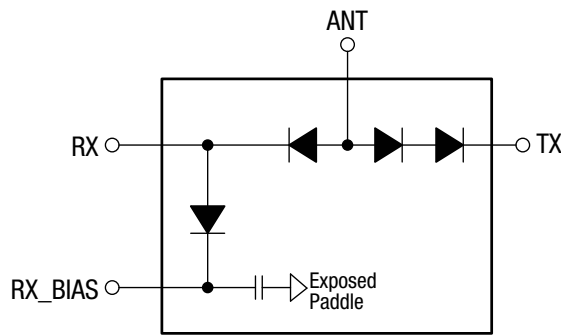


Figure 6. SKY12212-478LF Silicon PIN Diode SPDT Switch Circuit

For additional information, please refer to the following Application Notes and Published Articles.

Application Notes

Positive Voltage Operation of GaAs Control ICs

Published Articles

Ultra-Miniature High Linearity SPDT Switch for WLAN Applications

Top Considerations When Buying or Specifying an RF Switch

RF/Microwave Solid State Switches: Part 1

Solid State RF/Microwave Switch Technology: Part 2



- Sales Offices
- ◆ Design Centers
- ★ Manufacturing

USA

Headquarters: Massachusetts

Skyworks Solutions, Inc.
20 Sylvan Road
Woburn, MA 01801
Telephone: (781) 376-3000
Fax: (781) 376-3100
sales@skyworksinc.com

California

Skyworks Solutions, Inc.
5221 California Avenue
Irvine, CA 92617
Telephone: (949) 231-3000
Fax: (949) 231-3206
sales@skyworksinc.com

Skyworks Solutions, Inc.
3230 Scott Boulevard
Santa Clara, CA 95054
Telephone: (408) 330-1400
Fax: (408) 737-4611
sales@skyworksinc.com

Maryland

Skyworks Solutions, Inc.
5520 Adamstown Road
Adamstown, MD 21710
Telephone: (301) 695-9400
Fax: (301) 695-7065
transtech@skyworksinc.com

EUROPE

France

Skyworks Solutions, Inc.
60 rue Saint André des Arts
Bâtiment D
75006 Paris
France
Telephone: +33 1 43548540
Fax: +33 1 43540005
irene.pfeiffer@skyworksinc.com

United Kingdom

Skyworks Solutions, Ltd.
South Building
Walden Court
Parsonage Lane
Bishops Stortford
Hertfordshire CM23 5DB
United Kingdom
Telephone: +44 7920 838 883
will.kerley@skyworksinc.com

Finland

Skyworks Solutions, Inc.
Keilaranta 16 (5th Floor)
FIN-02150 Espoo
Finland
Telephone: +358 9251 07131
Fax: +358 9 2510 7129
tommi.hiillos@skyworksinc.com

ASIA • PACIFIC

China

Skyworks Solutions, Inc.
Room 2901-02, Chong Hing
Finance Center
No. 288 Nanjing Road (W)
Shanghai 200003 China PRC
Telephone: +86 21 23066230
ext. 60167
Fax: +86 21 33663398
elaine.zhao@skyworksinc.com

Skyworks Solutions, Inc.
Room 2701, 27/F Tower 3
Kerry Plaza
No. 1 Zhongxinsi Road
Futian District
Shenzhen 518048 China PRC
Telephone: +86 755 8828 8399
Fax: +86 755 8828 8358
jesse.li@skyworksinc.com

Skyworks Solutions, Inc.
Suite 1315, Tower B, COFCO Plaza,
No. 8
Jianguomennei Avenue
Dongcheng District
Beijing 100005 China PRC
Telephone: +8610 652 60859
ext. 61602
Fax: +8610 652 61358
abby.huang@skyworksinc.com

Japan

Skyworks Solutions Co., Ltd.
Tokyo Opera City Tower 36F
3-20-2 Nishi-Shinjuku
Shinjuku-ku
Tokyo, 163-1436
Japan
Telephone: +81 3 5308 5180
Fax: +81 3 5308 5190
ahihiro.karikomi@skyworksinc.com

Korea

Skyworks Solutions, Inc.
12th Floor West Wing Posco Center
892 Daechi 4-Dong, Kangnam-Gu
Seoul, Korea 135-777
Telephone: +82 2 3490 3800
Fax: +82 2 553 5459
juhee.lee@skyworksinc.com

Singapore


Skyworks Global Pte Ltd.
10 Ang Mo Kio Street 65
#05-15/16 Techpoint
Singapore 569059
Telephone: +65 64031971
Fax: +65 64031931
yuenfong.choong@skyworksinc.com

Taiwan

Skyworks Solutions, Inc.
4 F, #198, Section 2
Tun Hwa S. Road
Taipei 106, Taiwan ROC
Telephone: +8862 5559 8992
Fax: +8662 2735 6508
joanna.wu@skyworksinc.com



For the latest information, please visit our website at www.skyworksinc.com



www.skyworksinc.com | PB121-15B 6/15

sales@skyworksinc.com | USA: 781-376-3000 | Asia: 886-2-2735 0399 | Europe: 33 (0)1 43548540 | NASDAQ: SWKS | [in](#) [f](#) [t](#)