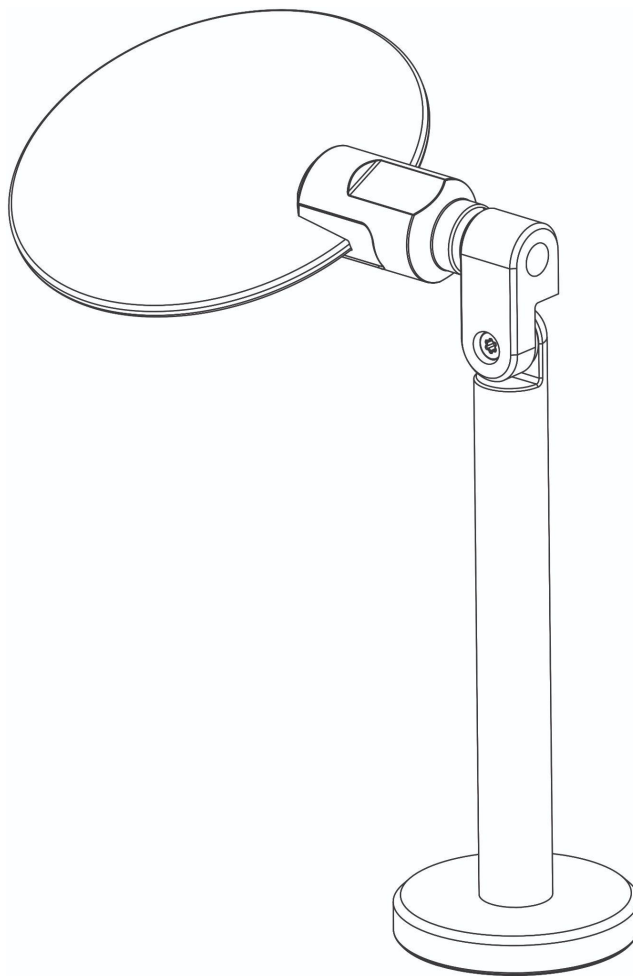


User's Guide

PCBite Magnifier 3x



Introduction

PCBite Magnifier enlarges your target and makes it easier to see during soldering, inspection and measurements.

At the bottom of the magnifier foot there is a strong magnet perfectly balanced in strength. A low friction bottom cap protects the magnet and makes the magnifier easy to slide on the PCBite base plate.

The magnifier is designed to be used with the PCBite base plate and is not a stand alone device.

Warranty

Sensepeek products are warranted for 12 months from the date of purchase. The warranty covers defects in material and workmanship. This warranty does not apply to components (parts and accessories) subject to natural and normal wear and tear. This warranty does not in any way limit the rights you have under mandatory law.

Safety

To prevent possible death, personal injury, electrical shock, fire or damage to the product, carefully read this safety information before use of the product. Follow all generally accepted safety practices and procedures for working with and near electricity. The product has left the factory tested and in a safe condition.



Safety descriptions found throughout this user guide:
A **WARNING** identifies conditions or practices that could result in death or injury. To prevent injury or death only qualified personnel should use this product, only as instructed and with only accessories supplied or recommended. Protection provided by the product may be impaired if used in a manner not specified in this guide.



A **CAUTION** identifies conditions or practices that could result in damage to the product or equipment.

Sunlight



Never attempt to observe the sun with this device. Observing the sun, even for a moment will cause instant and irreversible damage to your eye or even blindness. Eye damage is often painless, so there is no warning to the observer that the damage has occurred until it is too late. Never use this device to look directly at the sun or in the direct proximity of the sun. Doing so may result in permanent loss of vision. Do not point the device at or near the sun. Do not look through the device as it is moving. Children should always have adult supervision while observing.

Fire



Risk of fire, do not place the device, particularly the lenses, in direct sunlight. The concentration of light rays could cause a fire.



Do not subject the device to temperatures exceeding 50°C.

Environment



WARNING To prevent death or injury, do not use near explosive vapor or gas.



CAUTION To prevent damage to the magnifier, always operate and store your magnifier specified in this guide.

Care of the product

The magnifier contains no user-serviceable parts.



WARNING To prevent death or injury, do not try to open any part of the assembly, do not use the product if it appears to be damaged in any way.



CAUTION Always handle with care to avoid injury. Ensure that the magnifier is completely dry before use. Do not allow liquids to enter the magnifier. Take care to avoid mechanical stress. Mishandling will degrade performance and is not covered by the warranty. Avoid all kind of mechanical shock to the assembly.

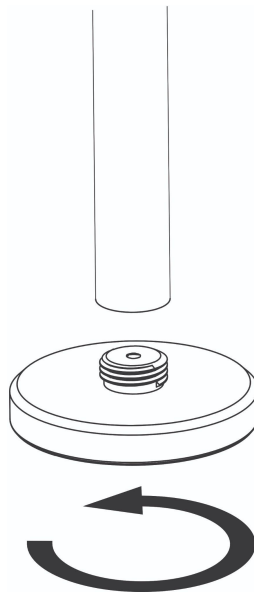


Never use detergent, gasoline, furniture polish, paint thinner, or other chemicals to clean any part of the magnifying glass, as it will damage the lens. Only wipe the lens with optical cleaning cloth to prevent scratching.

Getting started - Magnifier

Assembly


- 1) Assemble the foot to the arm by screwing it clockwise.
- 2) Remove the protective wrappings.
- 3) The magnifier is ready to use.



Operating Instructions

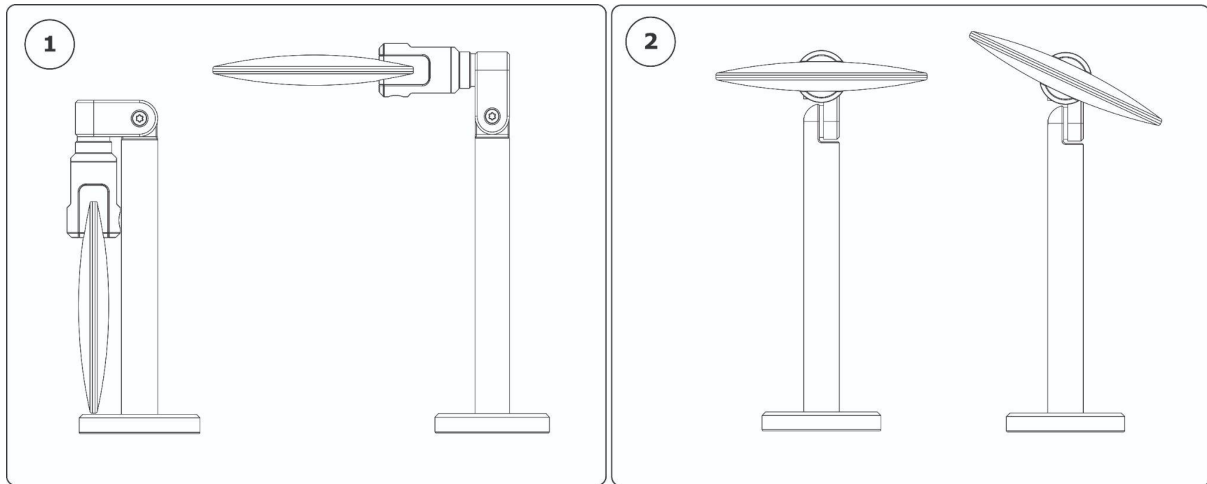
Position the magnifier - Place the magnifier on the base plate and the magnet will keep it in place.

Reposition the magnifier - Slide the low friction magnifier foot on the base plate.



Position the lens

Move the lens into position by using the friction based tilt (1) and rotate (2) function. Release your hand and the lens will stay in position.



Specification

Lens magnification: 3x

Coating: Anti reflective

Diameter lens: 90 mm

Height: 150 mm