

## DETECTING A2L REFRIGERANT LEAKS IN HVAC/R SYSTEMS

### Challenge

For decades, a variety of HVAC systems have utilized HFC refrigerants in their designs. While effective in managing the heating and cooling of various spaces – and not harmful to the planet's ozone layer - these refrigerants also have a high global warming potential (GWP).

That greenhouse gas effect led to the development of the Kigali Amendment of the United Nations' Montreal Protocol – a global agreement to phase down the use of HFCs and help avoid 0.5°C of global warming by the year 2100.

Phase down guidelines vary between countries, but in the United States – which ratified the amendment in September 2022 – and other industrialized nations, the commitment was to reduce HFC consumption by 85 percent by 2036.

In many system designs, HFC refrigerants are being replaced by hydrofluoroolefins (HFOs), which have a far lower GWP. However, because HFOs are classified as slightly flammable (A2L categorization), UL requirements (specifically UL/IEC 60335-2-40) mandate sensors to detect leaks and mitigation features to prevent a potential buildup of gas.

With traditional split HVAC systems, the most likely area for A2L refrigerants to collect and require mitigation would be near the evaporator coil at the base of a structure's interior air handler.

The challenge for OEMs is that this also places any leak detection sensor into an environment which experiences wide swings in temperature and humidity, condensation, as well as exposure to harsh cleaning solvents which might foul some sensor modalities.

### Solution





The Sensata Resonix™ RGD sensor provides a best-in-class solution for dealing with this unfriendly sensing environment.

Rather than utilizing thermal conductivity or other technologies, the sensor instead constantly monitors the acoustic resonance of the surrounding air. By compensating for temperature and humidity on a constant basis, it can detect when A2L gases are present.


When the level of A2L gas reaches the minimum threshold programmed into the system, the sensor can trigger a mitigation system (such as a fan or other device) to manage the buildup appropriately. With a fast response time that exceeds UL requirements, it delivers improved system safety and design flexibility.

The Sensata Resonix sensor is also designed with the needs of HVAC systems in mind – it has low 40mA power consumption, and carries a 15+ year lifetime with no calibration or re-zeroing needed for the lifetime of the sensor. It is also designed with IP54 protection, and is immune to poisoning from fouling gases or cleaners.

# RECOMMENDED PRODUCTS

| Reference on Diagram | Product  | Features  | Function  |
|----------------------|--|---|---|
| 1                    |  Sensata Resonix MGD Sensor | <ul style="list-style-type: none"> <li>Comply to UL60335-2-40 ed.4</li> <li>Works with R32, R454A, R454B, R454C and R455A refrigerants</li> <li>15+ year lifetime</li> </ul>                      | Detect A2L refrigerant leaks and help trigger mitigation      |
| 2                    |  iRDS Leak Detection System | <ul style="list-style-type: none"> <li>Dual relay and Modbus RS485 Outputs</li> <li>Multi-refrigerant detection</li> <li>Compliant to 60335-2-40 and UL 60335-2-89</li> </ul>                     | Detect A2L refrigerant leaks and help trigger mitigation      |
| 3                    |  2CP Series Pressure Sensor | <ul style="list-style-type: none"> <li>Durable ceramic capacitive sensor</li> <li>Pressure ranges from 0-15 psi through 0-750 psi</li> <li>Accurate performance over wide temperatures</li> </ul> | Monitor high and low pressures in system; input to controller |
| 4                    |  3NT Thermostat             | <ul style="list-style-type: none"> <li>Operating temperatures from -20 to 135°C</li> <li>Fast thermal response</li> <li>Reliable 100K cycle life</li> </ul>                                       | Temperature cutoff switch                                     |

# DIAGRAM



Sensata Technologies, Inc. ("Sensata") data sheets are solely intended to assist designers ("Buyers") who are developing systems that incorporate Sensata products (also referred to herein as "components"). Buyer understands and agrees that Buyer remains responsible for using its independent analysis, evaluation and judgment in designing Buyer's systems and products. Sensata data sheets have been created using standard laboratory conditions and engineering practices. Sensata has not conducted any testing other than that specifically described in the published documentation for a particular data sheet. Sensata may make corrections, enhancements, improvements and other changes to its data sheets or components without notice.

Buyers are authorized to use Sensata data sheets with the Sensata component(s) identified in each particular data sheet. HOWEVER, NO OTHER LICENSE, EXPRESS OR IMPLIED, BY ESTOPPEL OR OTHERWISE TO ANY OTHER SENSATA INTELLECTUAL PROPERTY RIGHT, AND NO LICENSE TO ANY THIRD PARTY TECHNOLOGY OR INTELLECTUAL PROPERTY RIGHT, IS GRANTED HEREIN. SENSATA DATA SHEETS ARE PROVIDED "AS IS". SENSATA MAKES NO WARRANTIES OR REPRESENTATIONS WITH REGARD TO THE DATA SHEETS OR USE OF THE DATA SHEETS, EXPRESS, IMPLIED OR STATUTORY, INCLUDING ACCURACY OR COMPLETENESS. SENSATA DISCLAIMS ANY WARRANTY OF TITLE AND ANY IMPLIED WARRANTIES OF MERCHANTABILITY, FITNESS FOR A PARTICULAR PURPOSE, QUIET ENJOYMENT, QUIET POSSESSION, AND NON-INFRINGEMENT OF ANY THIRD PARTY INTELLECTUAL PROPERTY RIGHTS WITH REGARD TO SENSATA DATA SHEETS OR USE THEREOF.

All products are sold subject to Sensata's terms and conditions of sale supplied at [www.sensata.com](http://www.sensata.com) SENSATA ASSUMES NO LIABILITY FOR APPLICATIONS ASSISTANCE OR THE DESIGN OF BUYERS' PRODUCTS. BUYER ACKNOWLEDGES AND AGREES THAT IT IS SOLELY RESPONSIBLE FOR COMPLIANCE WITH ALL LEGAL, REGULATORY AND SAFETY-RELATED REQUIREMENTS CONCERNING ITS PRODUCTS, AND ANY USE OF SENSATA COMPONENTS IN ITS APPLICATIONS, NOTWITHSTANDING ANY APPLICATIONS-RELATED INFORMATION OR SUPPORT THAT MAY BE PROVIDED BY SENSATA.

Mailing Address: Sensata Technologies, Inc., 529 Pleasant Street, Attleboro, MA 02703, USA.

## CONTACT US

**Regional head offices:**  
**United States of America**  
 Sensata Technologies  
 Attleboro, MA  
**Phone:** 508-236-3800  
**E-mail:** [support@sensata.com](mailto:support@sensata.com)  
**Netherlands**  
 Sensata Technologies Holland B.V.  
 Hengelo  
**Phone:** +31 74 357 8000  
**E-mail:** [support@sensata.com](mailto:support@sensata.com)  
**China**  
 Sensata Technologies China Co., Ltd.  
 Shanghai  
**Phone:** +8621 2306 1500  
**E-mail:** [support@sensata.com](mailto:support@sensata.com)