




## Thick Film Chip Resistors, Zero Ohm Jumper, Military / High Reliability MIL-PRF-32159 Qualified, Type RCZ

**FEATURES**

- Fully conforms to the requirements of MIL-PRF-32159
- High reliability - product levels M (military grade) and T (space level)
- 100 % group A screening per MIL-PRF-32159
- Termination style B - tin / lead wraparound over nickel barrier
- Operating temperature range is -65 °C to +150 °C
- For MIL-PRF-55342 chip resistors, see Vishay Dale's RCWPM (Military M/D55342) datasheet ([www.vishay.com/doc?31010](http://www.vishay.com/doc?31010))
- Material categorization: for definitions of compliance please see [www.vishay.com/doc?99912](http://www.vishay.com/doc?99912)

HALOGEN  
**FREE****STANDARD ELECTRICAL SPECIFICATIONS**

| VISHAY DALE MODEL              | MIL-PRF-32159 STYLE | MIL SPEC. SHEET | TERM. | CASE SIZE           | POWER RATING<br>$P_{70^{\circ}\text{C}}$<br>W | CURRENT RATING<br>A | MAXIMUM RESISTANCE<br>$\Omega$ |
|--------------------------------|---------------------|-----------------|-------|---------------------|---|---------------------|--------------------------------|
| RCWPM-0502-99,<br>RCWPM-0502-5 | RCZ0502             | 01              | B     | 0502                | 0.05  | 1.3                 | 30m                            |
| RCWPM-550-99,<br>RCWPM-550-5   | RCZ0505             | 02              | B     | 0505                | 0.100   | 2.2                 | 20m                            |
| RCWPM-5100-99,<br>RCWPM-5100-5 | RCZ1005             | 03              | B     | 1005                | 0.20  | 2.8                 | 25m                            |
| RCWPM-5150-99,<br>RCWPM-5150-5 | RCZ1505             | 04              | B     | 1505                | 0.15  | 2.1                 | 35m                            |
| RCWPM-7225-99,<br>RCWPM-7225-5 | RCZ2208             | 05              | B     | 2208                | 0.225   | 2.5                 | 35m                            |
| RCWPM-575-99,<br>RCWPM-575-5   | RCZ0705             | 06              | B     | 0705 <sup>(1)</sup> | 0.15  | 2.7                 | 20m                            |
| RCWPM-1206-99,<br>RCWPM-1206-5 | RCZ1206             | 07              | B     | 1206                | 0.25  | 3.2                 | 25m                            |
| RCWPM-2010-99,<br>RCWPM-2010-5 | RCZ2010             | 08              | B     | 2010                | 0.80  | 5.7                 | 25m                            |
| RCWPM-2512-99,<br>RCWPM-2512-5 | RCZ2512             | 09              | B     | 2512                | 1.0   | 6.3                 | 25m                            |
| RCWPM-1100-99,<br>RCWPM-1100-5 | RCZ1010             | 10              | B     | 1010                | 0.50  | 5.0                 | 20m                            |
| RCWPM-0402-99,<br>RCWPM-0402-5 | RCZ0402             | 11              | B     | 0402                | 0.04  | 1.2                 | 30m                            |
| RCWPM-0603-99,<br>RCWPM-0603-5 | RCZ0603             | 12              | B     | 0603                | 0.07  | 1.5                 | 30m                            |
| RCWPM-0302-99,<br>RCWPM-0302-5 | RCZ0302             | 13              | B     | 0302                | 0.035   | 1.1                 | 30m                            |

**Notes**

- DSCC has created a series of drawings to support the need for zero ohm jumper product. Vishay Dale is listed as a resource on these drawings as follows:

| DSCC DRAWING NUMBER | VISHAY DALE MODEL | TERM. | MAXIMUM RESISTANCE<br>$m\Omega$ | MAX. CURRENT RATING<br>A | MAXIMUM WORKING VOLTAGE<br>V |
|---------------------|-------------------|-------|---------------------------------|--------------------------|------------------------------|
| 03011               | RCWPM0201..99     | B     | 50                              | 0.5                      | 30                           |
| 03012               | RCWPM0302..99     | B     | 20                              | 1.1                      | 15                           |
| 03014               | RCWPM0402..99     | B     | 25                              | 1.2                      | 30                           |
| 88032               | RCWPM0502..99     | B     | 20                              | 1.3                      | 40                           |
| 03013               | RCWPM0603..99     | B     | 25                              | 1.5                      | 50                           |
| 03002               | RCWPM0550..99     | B     | 25                              | 2.2                      | 40                           |
| 90048               | RCWPM0575..99     | B     | 20                              | 2.7                      | 50                           |
| 90049               | RCWPM5100..99     | B     | 30                              | 2.8                      | 75                           |
| 94011               | RCWPM1206..99     | B     | 20                              | 3.2                      | 100                          |
| 90092               | RCWPM5150..99     | B     | 40                              | 2.1                      | 125                          |
| 87011               | RCWPM1100..99     | B     | 20                              | 5.0                      | 75                           |
| 90047               | RCWPM7225..99     | B     | 40                              | 2.5                      | 175                          |
| 03015               | RCWPM2010..99     | B     | 40                              | 5.7                      | 150                          |
| 03016               | RCWPM2512..99     | B     | 40                              | 6.3                      | 200                          |

These drawings can be viewed at: [www.landandmaritime.dla.mil/Programs/MilSpec/ListDwgs.aspx?DocTYPE=DSCCdwg](http://www.landandmaritime.dla.mil/Programs/MilSpec/ListDwgs.aspx?DocTYPE=DSCCdwg)

<sup>(1)</sup> MIL case size 0705 and EIA case size 0805 are dimensionally the same



## GLOBAL PART NUMBER INFORMATION

Part Number (MIL-PRF-32159): M32159B02MWB (preferred part number format)

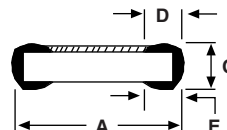
|           |   |  |   |   |   |   |   |   |   |   |   |  |  |  |
|-----------|---|--|---|---|---|---|---|---|---|---|---|--|--|--|
| M         | 3   | 2  | 1   | 5 | 9 | B   | 0 | 2 | M | W | B |  |  |  |
| MIL STYLE | TERMINATION STYLE                         | SPEC SHEET                                     | PRODUCT GRADE   |   |   | PACKAGING <sup>(1)</sup>  |   |   |   |   |   | SPECIAL  |  |  |
| M32159    | B = pre-tinned nickel barrier, wraparound | (see Standard Electrical Specifications table) | C = industry grade<br>M = military grade<br>T = space level |   |   | TP = tin / lead, T/R (full), plastic tape<br>TN = tin / lead, T/R (full), w/ESD<br>S3 = tin / lead, T/R (1000 pieces)<br>SV = tin / lead, T/R (1000 pieces), w/ESD<br>UL = tin / lead, T/R, single lot date code<br>WB = tin / lead, waffle tray<br>WA = tin / lead, waffle tray, w/ESD<br>WL = tin / lead, waffle tray, single lot date code<br>S2 = tin / lead, T/R (500 pieces)<br>SU = tin / lead, T/R (500 pieces), w/ESD<br>S6 = tin / lead, T/R (300 pieces)<br>ST = tin / lead, T/R (300 pieces), w/ESD |   |   |   |   |   | Blank = standard (dash number) (up to 3 digits)<br>5 = space level<br>96 = part marked <sup>(2)</sup><br>7 = space level w/part marking <sup>(2)</sup> |  |  |

Part Number (DSCC Drawings): RCWPM5100WB99

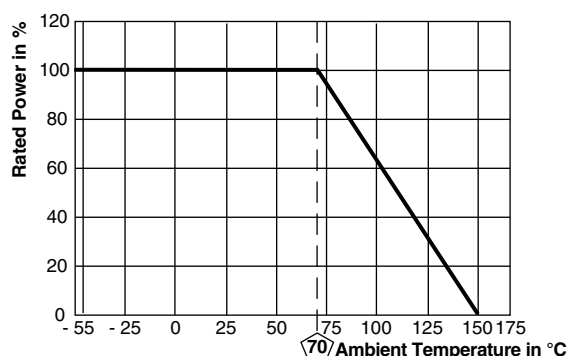
|  |   |   |   |   |   |   |   |   |   |                        |   |   |
|--|---|---|---|---|---|---|---|---|---|------------------------|---|---|
| R  | C | W | P | M   | 5 | 1 | 0 | 0 | W | B                      | 9 | 9 |
| GLOBAL MODEL   |   |   |   | PACKAGING <sup>(3)</sup>  |   |   |   |   |   | SPECIAL                |   |   |
| RCWPM0201<br>RCWPM0302<br>RCWPM0402<br>RCWPM0502<br>RCWPM0550<br>RCWPM0575<br>RCWPM0603<br>RCWPM1100<br>RCWPM1206<br>RCWPM2010<br>RCWPM2512<br>RCWPM5100<br>RCWPM5150<br>RCWPM7225 |   |   |   | TP = tin / lead, T/R (full), plastic tape<br>S3 = tin / lead, T/R (1000 pieces), plastic tape<br>UL = tin / lead, T/R, single lot date code<br>WB = tin / lead, waffle tray<br>WL = tin / lead, waffle tray, single lot date code<br>S2 = tin / lead, T/R (500 pieces), plastic tape<br>S6 = tin / lead, T/R (300 pieces), plastic tape<br>UA = tin / lead, T/R (full), paper tape<br>UD = tin / lead T/R (1000 pieces), paper tape<br>UC = tin / lead, T/R (500 pieces), paper tape<br>UB = tin / lead, T/R (300 pieces), paper tape |   |   |   |   |   | 99 = 0 $\Omega$ jumper |   |   |

## Notes

- For additional information on packaging, refer to the Surface Mount Resistor Packaging document ([www.vishay.com/doc?31543](http://www.vishay.com/doc?31543))
- <sup>(1)</sup> Products with space level failure rates are only offered in packaging codes with ESD overpack and labeling. For all other failure rates, the ESD pack codes are an optional type of packaging
- <sup>(2)</sup> Optional MIL spec part marking is not offered for the slash sheet 01, 02, 11, and 13 sizes
- <sup>(3)</sup> Tape and reel packaging with plastic tape standard for all case sizes except 0201. For the 0201 case size, the product is only offered in tape and reel packaging with paper tape

**DIMENSIONS** in inches (millimeters)

| VISHAY DALE MODEL | MIL-PRF-32159 STYLE | MIL. SPEC. SHEET | A (LENGTH)                     | B (WIDTH)                      | C (HEIGHT)                     | D (TOP TERM)                   | E (BOTTOM TERM)                               |
|-------------------|---------------------|------------------|--------------------------------|--------------------------------|--------------------------------|--------------------------------|---|
| RCWPM-0502        | RCZ0502             | 01               | 0.055 ± 0.005<br>(1.40 ± 0.13) | 0.023 ± 0.003<br>(0.58 ± 0.08) | 0.015 ± 0.003<br>(0.38 ± 0.08) | 0.010 ± 0.005<br>(0.25 ± 0.13) | 0.015 ± 0.005<br>(0.38 ± 0.13)                |
| RCWPM-550         | RCZ0505             | 02               | 0.055 ± 0.005<br>(1.40 ± 0.13) | 0.050 ± 0.005<br>(1.27 ± 0.13) | 0.020 ± 0.005<br>(0.51 ± 0.13) | 0.010 ± 0.005<br>(0.25 ± 0.13) | 0.015 ± 0.005<br>(0.38 ± 0.13)                |
| RCWPM-5100        | RCZ1005             | 03               | 0.105 ± 0.005<br>(2.67 ± 0.13) | 0.050 ± 0.005<br>(1.27 ± 0.13) | 0.020 ± 0.005<br>(0.51 ± 0.13) | 0.015 ± 0.005<br>(0.38 ± 0.13) | 0.015 ± 0.005<br>(0.38 ± 0.13)                |
| RCWPM-5150        | RCZ1505             | 04               | 0.155 ± 0.005<br>(3.94 ± 0.13) | 0.050 ± 0.005<br>(1.27 ± 0.13) | 0.020 ± 0.005<br>(0.51 ± 0.13) | 0.015 ± 0.005<br>(0.38 ± 0.13) | 0.015 ± 0.005<br>(0.38 ± 0.13)                |
| RCWPM-7225        | RCZ2208             | 05               | 0.230 ± 0.005<br>(5.84 ± 0.13) | 0.075 ± 0.005<br>(1.91 ± 0.13) | 0.020 ± 0.005<br>(0.51 ± 0.13) | 0.020 ± 0.005<br>(0.51 ± 0.13) | 0.020 ± 0.005<br>(0.51 ± 0.13)                |
| RCWPM-575         | RCZ0705             | 06               | 0.080 ± 0.005<br>(2.03 ± 0.13) | 0.050 ± 0.005<br>(1.27 ± 0.13) | 0.020 ± 0.005<br>(0.51 ± 0.13) | 0.016 ± 0.008<br>(0.41 ± 0.20) | 0.015 ± 0.005<br>(0.38 ± 0.13)                |
| RCWPM-1206        | RCZ1206             | 07               | 0.125 ± 0.005<br>(3.18 ± 0.13) | 0.063 ± 0.005<br>(1.60 ± 0.13) | 0.020 ± 0.005<br>(0.51 ± 0.13) | 0.015 ± 0.005<br>(0.38 ± 0.13) | 0.015 ± 0.005<br>(0.38 ± 0.13)                |
| RCWPM-2010        | RCZ2010             | 08               | 0.197 ± 0.006<br>(5.00 ± 0.15) | 0.098 ± 0.005<br>(2.49 ± 0.13) | 0.020 ± 0.005<br>(0.51 ± 0.13) | 0.020 ± 0.005<br>(0.51 ± 0.13) | 0.020 ± 0.005<br>(0.51 ± 0.13)                |
| RCWPM-2512        | RCZ2512             | 09               | 0.250 ± 0.006<br>(6.35 ± 0.15) | 0.124 ± 0.005<br>(3.15 ± 0.13) | 0.020 ± 0.005<br>(0.51 ± 0.13) | 0.020 ± 0.005<br>(0.51 ± 0.13) | 0.020 ± 0.005<br>(0.51 ± 0.13)                |
| RCWPM-1100        | RCZ1010             | 10               | 0.105 ± 0.005<br>(2.67 ± 0.13) | 0.100 ± 0.005<br>(2.54 ± 0.13) | 0.020 ± 0.005<br>(0.51 ± 0.13) | 0.015 ± 0.005<br>(0.38 ± 0.13) | 0.015 ± 0.005<br>(0.38 ± 0.13)                |
| RCWPM-0402        | RCZ0402             | 11               | 0.039 ± 0.003<br>(0.99 ± 0.08) | 0.020 ± 0.003<br>(0.51 ± 0.08) | 0.013 ± 0.003<br>(0.33 ± 0.08) | 0.010 ± 0.005<br>(0.25 ± 0.13) | 0.010 ± 0.005<br>(0.25 ± 0.13)                |
| RCWPM-0603        | RCZ0603             | 12               | 0.063 ± 0.005<br>(1.60 ± 0.13) | 0.032 ± 0.005<br>(0.81 ± 0.13) | 0.018 ± 0.005<br>(0.46 ± 0.13) | 0.012 ± 0.005<br>(0.30 ± 0.13) | 0.015 ± 0.005<br>(0.38 ± 0.13)                |
| RCWPM-0302        | RCZ0302             | 13               | 0.034 ± 0.004<br>(0.86 ± 0.10) | 0.021 ± 0.003<br>(0.53 ± 0.08) | 0.013 ± 0.003<br>(0.33 ± 0.08) | 0.007 ± 0.005<br>(0.18 ± 0.13) | 0.008 ± 0.005<br>(0.20 ± 0.13)                |
| RCWPM-0201        |                     |                  | 0.024 ± 0.002<br>(0.61 ± 0.05) | 0.012 ± 0.002<br>(0.30 ± 0.05) | 0.009 ± 0.002<br>(0.23 ± 0.05) | 0.006 ± 0.003<br>(0.15 ± 0.08) | 0.006 ± 0.002 - 0.004<br>(0.15 ± 0.05 - 0.10) |

**DERATING CURVE**

**CAGE CODE: 91637  
and 2799A (formerly SH903)**

**MATERIAL SPECIFICATIONS**

|                   |                              |
|-------------------|------------------------------|
| Resistive element | Conductive metal             |
| Encapsulation     | Epoxy                        |
| Substrate         | 96 % alumina                 |
| Termination       | Solder-coated nickel barrier |
| Solder finish     | Tin / lead solder alloy      |



## Disclaimer

ALL PRODUCT, PRODUCT SPECIFICATIONS AND DATA ARE SUBJECT TO CHANGE WITHOUT NOTICE TO IMPROVE RELIABILITY, FUNCTION OR DESIGN OR OTHERWISE.

Vishay Intertechnology, Inc., its affiliates, agents, and employees, and all persons acting on its or their behalf (collectively, "Vishay"), disclaim any and all liability for any errors, inaccuracies or incompleteness contained in any datasheet or in any other disclosure relating to any product.

Vishay makes no warranty, representation or guarantee regarding the suitability of the products for any particular purpose or the continuing production of any product. To the maximum extent permitted by applicable law, Vishay disclaims (i) any and all liability arising out of the application or use of any product, (ii) any and all liability, including without limitation special, consequential or incidental damages, and (iii) any and all implied warranties, including warranties of fitness for particular purpose, non-infringement and merchantability.

Statements regarding the suitability of products for certain types of applications are based on Vishay's knowledge of typical requirements that are often placed on Vishay products in generic applications. Such statements are not binding statements about the suitability of products for a particular application. It is the customer's responsibility to validate that a particular product with the properties described in the product specification is suitable for use in a particular application. Parameters provided in datasheets and / or specifications may vary in different applications and performance may vary over time. All operating parameters, including typical parameters, must be validated for each customer application by the customer's technical experts. Product specifications do not expand or otherwise modify Vishay's terms and conditions of purchase, including but not limited to the warranty expressed therein.

Hyperlinks included in this datasheet may direct users to third-party websites. These links are provided as a convenience and for informational purposes only. Inclusion of these hyperlinks does not constitute an endorsement or an approval by Vishay of any of the products, services or opinions of the corporation, organization or individual associated with the third-party website. Vishay disclaims any and all liability and bears no responsibility for the accuracy, legality or content of the third-party website or for that of subsequent links.

Vishay products are not designed for use in life-saving or life-sustaining applications or any application in which the failure of the Vishay product could result in personal injury or death unless specifically qualified in writing by Vishay. Customers using or selling Vishay products not expressly indicated for use in such applications do so at their own risk. Please contact authorized Vishay personnel to obtain written terms and conditions regarding products designed for such applications.

No license, express or implied, by estoppel or otherwise, to any intellectual property rights is granted by this document or by any conduct of Vishay. Product names and markings noted herein may be trademarks of their respective owners.