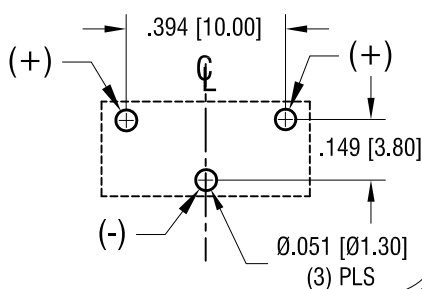
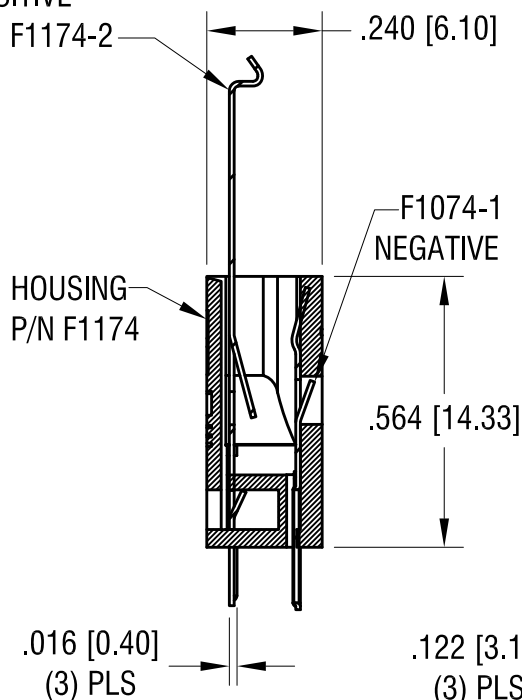


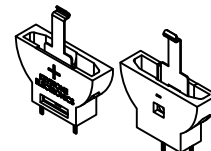
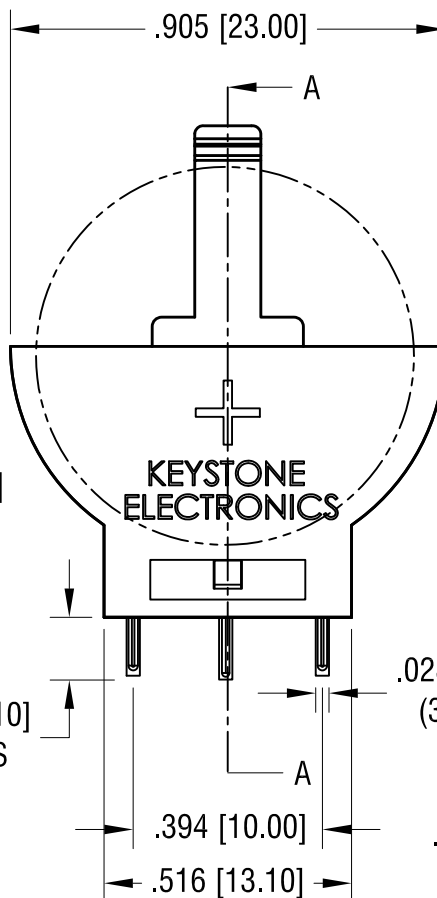
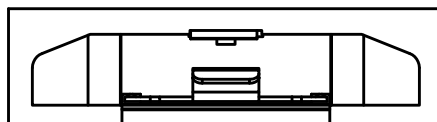
# MTG LAYOUT



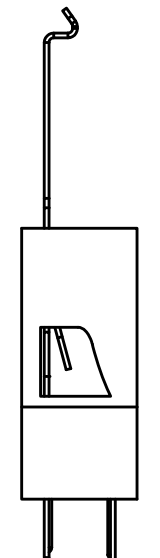
POSITIVE  
P/N F1174-2



## SECTION A-A



ACTUAL SIZE



## NOTE:

1. HOUSING: PA (BLACK COLOR), UL94-V0
2. CONTACT: MAT'L- .010 [0.25] TH'K BRASS, C2680  
FINISH-TIN PLATING

## KEYSTONE ELECTRONICS CORP.

www.keyelco.com • NEW HYDE PARK, NY 11040 • Tel (516) 328-7500

PART NAME

LOCKING VERTICAL THM HOLDER, CR2032

MATERIAL

AS NOTED

FINISH

AS NOTED

DRN BY

NT

DATE

2.03.20

APP'D

RH

SCALE

4X

TOLERANCES

INCH [MM]

DECIMAL  $\pm .010$  [ $\pm .25$ ]

ANGULAR  $\pm 1^\circ$

UNLESS OTHERWISE SPECIFIED

CODE

C

DWG NO.

1174

9.03.24 UPDATED FEATURES OF P/N 1174. B

1.17.24 CHANGE AS PER ECN 24-028 A

DATE

DESCRIPTION

REV.