

Panasonic

(((PaPIRs))) (((PaPIRs⁺)))

PIR MOTION SENSORS 2025



Special designs from Panasonic that provide high sensitivity and reliability

Pyroelectric infrared motion sensors from Panasonic for optimal usability and reliability

Panasonic develops and produces PIR motion sensors, which combine easy integration, high reliability and environment-friendly materials.

The Panasonic PIR motion sensors abbreviated as PaPIRs, have different series of products, including:

EKM



EKMB (WL) digital output for battery-operated devices (1, 2, 6μA)

EKMC (VZ) digital and analog output for battery-free devices (170μA)

Available lens colors: white, black and pearl white

AMN



AMN3 digital output for battery-free devices (170μA)

Available lens colors: white and black

CONTENT

Table of content	02
------------------------	----

PaPIRs

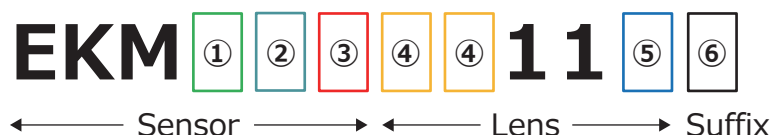
Ordering information	03
Design features	04
Search by Lens	06
Product matrix	08
EKM - Standard Detection Type	10
EKM - Low Profile Type.....	11
EKM - Flat Square Type.....	12
AMN - Standard Detection Type.....	13
EKM - Long Distance Detection Type	14
EKM - High Density Long Distance Detection Type.....	15
EKM - Ultra Wide & Long Distance Detection Type	16
AMN - 10m Detection Type (Long Distance)	17
EKM - Ultra Slight Motion Detection Type	18
EKM - Slight Motion Detection Type.....	19
EKM - Standard and Slight Motion Detection Type.....	20
AMN - Slight Motion Detection Type	21
EKM - Wall Installation Type	22
EKM - Horizontally Wide Detection Type.....	23
EKM - Wide Detection Type	24
AMN - Spot Detection Type.....	25

PaPIRs⁺

Ordering information	28
Design features	29
Search by Lens / Product matrix	30
EKM - Standard Detection Type	32
EKM - Low Profile Type.....	33
EKM - Long Distance Detection Type	34
EKM - High Density Long Distance Detection Type.....	35
EKM - Ultra Wide & Long Distance Detection Type	36
EKM - Ultra Slight Motion Detection Type	37
EKM - Flat wide detection type	38
EKM - Horizontally Wide Detection Type.....	39
EKM - Wide Detection Type	40
EKM - Spot Detection Type	41
EKM - Characteristics.....	42
AMN - Characteristics	44
Technical information	45
Cautions for use	46

Ordering information

EKM



● Sensor type



B11, B12, B13, B43 : WL Series
C16, C26, C46 : VZ Series

● Lens type



01 : Standard

03 : Long Distance

04 : Wall Installation

05 : Horizontally Wide

06 : High Density Long Distance

07 : Low Profile

08 : Wide Detection

09 : Ultra Slight Motion

10 : Flat Square

11 : Ultra Wide & Long Distance

91 : Slight Motion

93 : Standard & Slight Motion

● Lens color



1 : White

2 : Black

3 : Pearl white

● Suffix



K : The following products have "K" at the end
 EKMB13, EKMB43, EKMC26, EKMC46

● Lensless

EKMB1100100, EKMB1200100, EKMB1300100K, EKMB4300100K
 EKMC1600100, EKMC2600100K, EKMC4600100K

AMN



● Lens type



1 : Standard

2 : Slight Motion

3 : Spot

4 : 10m

● Lens color



1 : Black

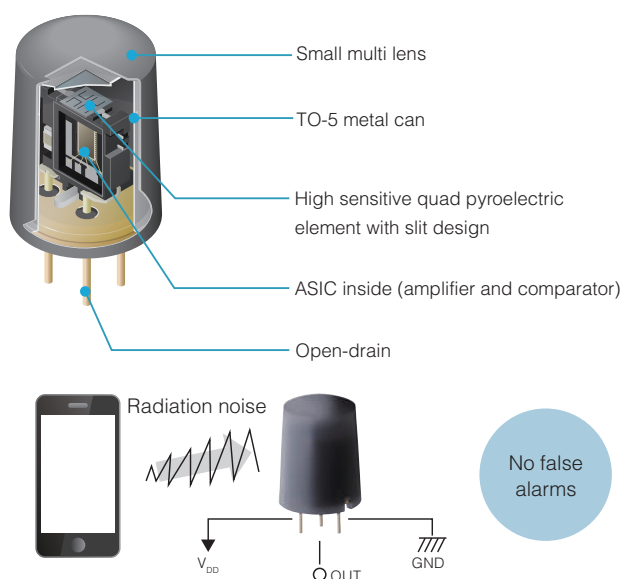
2 : White

Design features

The PIR motion sensors from Panasonic offer crucial advantages over conventional PIR motion sensors. The unique design concept (explained below) ranges from the production of the pyroelectric sensing devices to the internal signal processing, thus guaranteeing an optimal detection capability and high reliability.

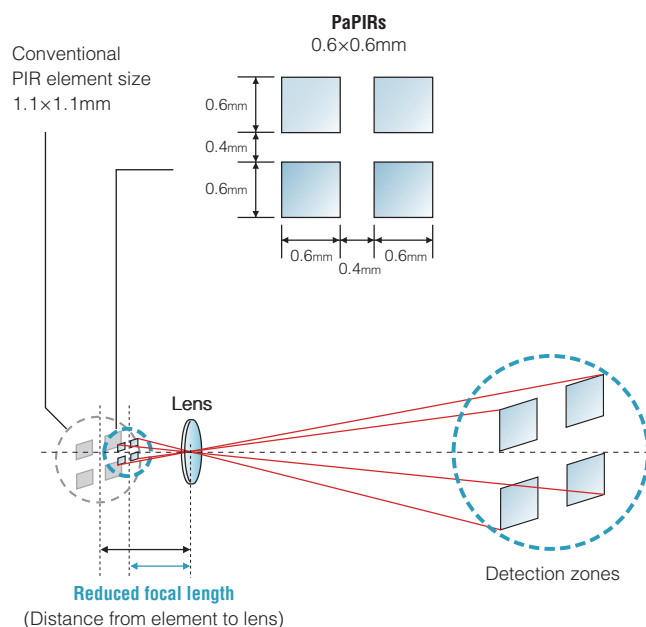
Easy design-in

The integrated amplifier/comparator circuit inside a TO-5 metal can (digital type) prevents interferences caused by electromagnetic fields, such as those generated by cell phones and wireless devices. A special differential circuit design is introduced for the **EKMB 6μA** type for applications where a high noise resistance is required (up to GHz range).



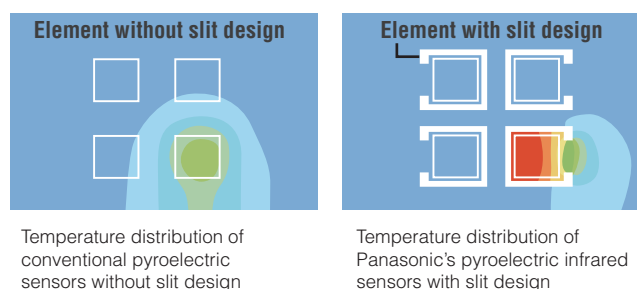
Small and optimal lens design

Thanks to the special design of the small pyroelectric elements, it is possible to use a smaller lens size while keeping the same detection area and distance compared to conventional sensors.



Best in class sensitivity

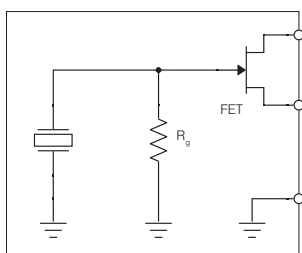
The sensitivity has been significantly improved thanks to a unique slit design of the pyroelectric elements. The separated sensing areas prevent thermal crosstalk between the single sensing elements. Therefore, reliable detection is possible even if the temperature difference between the background (e.g. floor/wall) and the target object (human) is small. (e.g. $\Delta T = 4^{\circ}\text{C}$)



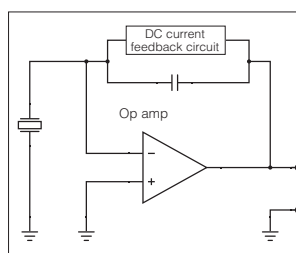
Best in class signal-to-noise ratio

Improved signal-to-noise ratio thanks to a special I/V circuit which is used for converting a current signal from the pyroelectric element to voltage. Panasonic PIR motion sensors perform by the feedback capacitor and the operational amplifier, different from the conventional FET-type, thereby decreasing the probability of false alarms due to temperature fluctuation.

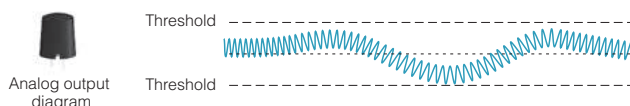
Conventional PIR (JFET)



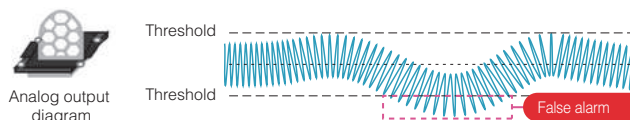
PaPIRs (op amp)



PaPIRs: High signal-to-noise ratio



Conventional types: Low signal-to-noise ratio



Lead-free pyroelectric element

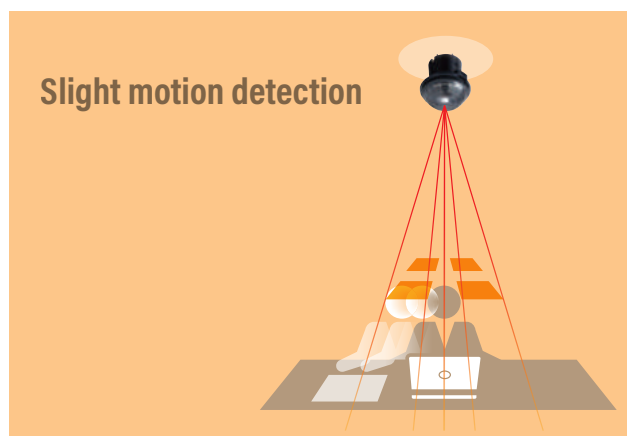
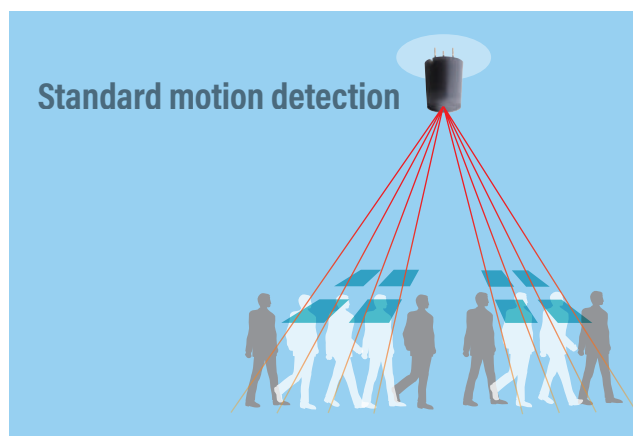
A ferroelectric Lithiumtantalate (LiTaO_3) single lead-free crystal is used as the pyroelectric element for Panasonic PIR motion sensors. Conventional PIR motion sensors normally use a ceramic base material (e.g. PZT) for the pyroelectric element, which contains lead in many cases.

Low current consumption EKMB (WL)

Reduction of current consumption (1, 2 or $6\mu\text{A}$) thanks to the special circuit design technology allows battery life to be extended for battery-driven products.





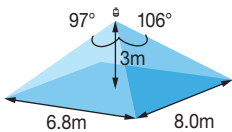
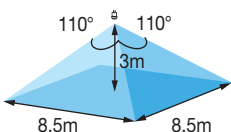
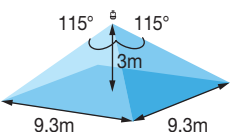
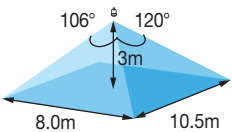












Detection principle

Difference of Standard & Slight motion by lens design



(Specified detection conditions)





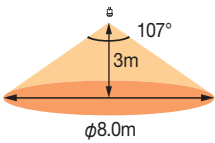
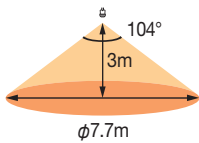
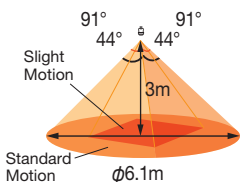
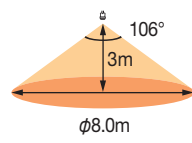












Standard Detection Types

	Standard	Low Profile	Flat Square	AMN series Standard
				
	*Pearl white	*Black	*White	*Black
Lens color	White / Black / Pearl white	White / Black / Pearl white	White / Black / Pearl white	White / Black
Detection area coverage				
Reference page	P. 10	P. 11	P. 12	P. 13
Typical application	 Base lighting  Digital signage  IP cameras	 Lighting controls  Digital signage  IP cameras	 Air purifier  IoT module  Thermostats	 Base lighting  Ceiling air conditioners  Heaters





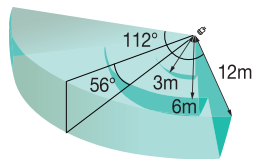
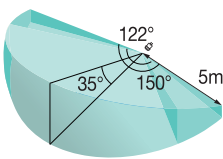
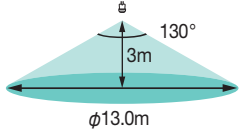
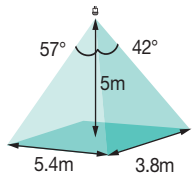












Long Distance Detection Types

















































	Long Distance	High Density Long Distance	Ultra Wide & Long Distance	AMN series 10m Detection
				
	*Pearl white	*Black	*White	*White
Lens color	White / Black / Pearl white	White / Black / Pearl white	White / Black / Pearl white	White / Black
Detection area coverage				
Reference page	P. 14	P. 15	P. 16	P. 17
Typical application	 Street lighting  High-bay lighting  Ceiling air conditioners	 High-bay lighting  Wall air conditioners  IP cameras	 Street lighting  High-bay lighting  IP cameras	 Wall air conditioners  Air purifier  Heaters

Slight Motion Detection Types

	Ultra Slight	Slight Motion	Standard & Slight	AMN series Slight Motion
Lens color	 <p>*White</p> <p>White / Black / Pearl white</p>	 <p>*Black</p> <p>White / Black / Pearl white</p>	 <p>*White</p> <p>White / Black / Pearl white</p>	 <p>*Black</p> <p>White / Black</p>
Detection area coverage	 <p>107° 3m φ8.0m</p>	 <p>104° 3m φ7.7m</p>	 <p>91° 44° 44° 91° 3m φ6.1m Slight Motion Standard Motion</p>	 <p>106° 3m φ8.0m</p>
Reference page	P. 18	P. 19	P. 20	P. 21
Typical application	 Lighting controls  Wall air conditioners  IP cameras	 Lighting controls  Wall air conditioners  IP cameras	 Lighting controls  Wall air conditioners  Ceiling air conditioners	 Base lighting  Ceiling air conditioners  Heaters

Specific Area Detection Types

	Wall Installation	Horizontally Wide Detection	Wide Detection	AMN series Spot Detection
Lens color	 <p>*Pearl white</p> <p>White / Black / Pearl white</p>	 <p>*Black</p> <p>White / Black / Pearl white</p>	 <p>*White</p> <p>White / Black / Pearl white</p>	 <p>*Black</p> <p>White / Black</p>
Detection area coverage	 <p>112° 56° 3m 6m 12m</p>	 <p>122° 35° 150° 5m</p>	 <p>130° 3m φ13.0m</p>	 <p>57° 42° 5m 5.4m 3.8m</p>
Reference page	P. 22	P. 23	P. 24	P. 25
Typical application	 Digital signage  IoT module  Thermostats	 Digital signage  Thermostats  Base lighting	 Lighting controls  Wall air conditioners  IP cameras	 Digital signage  Sterilization stand  Hot desking

































































































Lens categories		Lens color			Sensor			Part number		
		White	Black	Pearl white	Output	Sensitivity	Current consumption	White	Black	Pearl white
Standard Detection Types	Standard				Digital	Standard	1μA	EKMB110111	EKMB110112	EKMB110113
							2μA	EKMB120111	EKMB120112	EKMB120113
					Analog	Adjustable	6μA	EKMB130111K	EKMB130112K	EKMB130113K
							170μA	EKMC160111	EKMC160112	EKMC160113
	Low Profile				Digital	Standard	170μA	EKMC260111K	EKMC260112K	EKMC260113K
							1μA	EKMB110711	EKMB110712	EKMB110713
					Analog	Adjustable	2μA	EKMB120711	EKMB120712	EKMB120713
							6μA	EKMB130711K	EKMB130712K	EKMB130713K
	Flat Square				Digital	Standard	170μA	EKMC160711	EKMC160712	EKMC160713
							1μA	EKMB111011	EKMB111012	EKMB111013
					Analog	Adjustable	2μA	EKMB121011	EKMB121012	EKMB121013
							6μA	EKMB131011K	EKMB131012K	EKMB131013K
	AMN series Standard				Digital	Standard	170μA	EKMC161011	EKMC161012	EKMC161013
							170μA	EKMC261011K	EKMC261012K	EKMC261013K
Long Distance Detection Types	Long Distance				Digital	Standard	1μA	EKMB110311	EKMB110312	EKMB110313
							2μA	EKMB120311	EKMB120312	EKMB120313
					Analog	Adjustable	6μA	EKMB130311K	EKMB130312K	EKMB130313K
							170μA	EKMC160311	EKMC160312	EKMC160313
	High Density Long Distance				Digital	Standard	170μA	EKMC260311K	EKMC260312K	EKMC260313K
							1μA	EKMB110611	EKMB110612	EKMB110613
					Analog	Adjustable	2μA	EKMB120611	EKMB120612	EKMB120613
							6μA	EKMB130611K	EKMB130612K	EKMB130613K
	Ultra Wide & Long Distance				Digital	Standard	170μA	EKMC160611	EKMC160612	EKMC160613
							1μA	EKMB111111	EKMB111112	EKMB111113
					Analog	Adjustable	2μA	EKMB121111	EKMB121112	EKMB121113
							6μA	EKMB131111K	EKMB131112K	EKMB131113K
	AMN series 10m Detection				Digital	Standard	170μA	EKMC161111	EKMC161112	EKMC161113
							170μA	EKMC261111K	EKMC261112K	EKMC261113K
Slight Motion Detection Types	Ultra Slight				Digital	Standard	1μA	EKMB110911	EKMB110912	EKMB110913
							2μA	EKMB120911	EKMB120912	EKMB120913
					Analog	Adjustable	6μA	EKMB130911K	EKMB130912K	EKMB130913K
							170μA	EKMC160911	EKMC160912	EKMC160913
	Slight Motion				Digital	Standard	170μA	EKMC260911K	EKMC260912K	EKMC260913K
							1μA	EKMB119111	EKMB119112	EKMB119113
					Analog	Adjustable	2μA	EKMB129111	EKMB129112	EKMB129113
							6μA	EKMB139111K	EKMB139112K	EKMB139113K
	Standard and Slight				Digital	Standard	170μA	EKMC169111	EKMC169112	EKMC169113
							1μA	EKMB119311	EKMB119312	EKMB119313
					Analog	Adjustable	2μA	EKMB129311	EKMB129312	EKMB129313
							6μA	EKMB139311K	EKMB139312K	EKMB139313K
	AMN series Slight Motion				Digital	Standard	170μA	EKMC169311	EKMC169312	EKMC169313
							170μA	EKMC269311K	EKMC269312K	EKMC269313K
Specific Area Detection Types	Wall Installation				Digital	Standard	1μA	EKMB110411	EKMB110412	EKMB110413
							2μA	EKMB120411	EKMB120412	EKMB120413
					Analog	Adjustable	6μA	EKMB130411K	EKMB130412K	EKMB130413K
							170μA	EKMC160411	EKMC160412	EKMC160413
	Horizontally Wide Detection				Digital	Standard	170μA	EKMC260411K	EKMC260412K	EKMC260413K
							1μA	EKMB110511	EKMB110512	EKMB110513
					Analog	Adjustable	2μA	EKMB120511	EKMB120512	EKMB120513
							6μA	EKMB130511K	EKMB130512K	EKMB130513K
	Wide Detection				Digital	Standard	170μA	EKMC160511	EKMC160512	EKMC160513
							1μA	EKMB110811	EKMB110812	EKMB110813
					Analog	Adjustable	2μA	EKMB120811	EKMB120812	EKMB120813
							6μA	EKMB130811K	EKMB130812K	EKMB130813K
	AMN series Spot Detection				Digital	Standard	170μA	EKMC160811	EKMC160812	EKMC160813
							170μA	EKMC260811K	EKMC260812K	EKMC260813K

*Please contact us if a higher or a lower sensitivity is required.

*All lens can be adopted with any applications.

at <https://industrial.panasonic.com/ww/products/pt/papirs/models>

Reference information

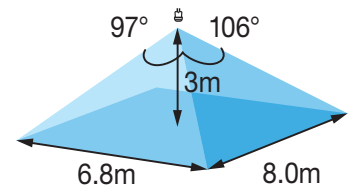
FOV (H×V)	Detection zones	Detection distance	Recommended applications						
106°×97°	64	5.0m	 Lighting controls	 Lighting controls	 Base lighting	 Digital signage	 IoT module	 IP cameras	P.10
110°×110°	32	5.0m	 Lighting controls	 Digital signage	 IoT module	 AI speaker	 Thermostats	 IP cameras	P.11
115°×115°	40	5.0m	 Air purifier	 Digital signage	 IoT module	 AI speaker	 Thermostats	 Elderly care robot	P.12
120°×106°	104	5.0m	 Lighting controls	 Lighting controls	 Base lighting	 Wall air conditioners	 Ceiling air conditioners	 Heaters	P.13
108°×99°	92	12.0m	 Lighting controls	 Base lighting	 Street lighting	 High-bay lighting	 Wall air conditioners	 Ceiling air conditioners	P.14
69°×69°	128	12.0 / 14.5m	 Lighting controls	 Base lighting	 Street lighting	 High-bay lighting	 Wall air conditioners	 IP cameras	P.15
92°×45°	188	10.0 / 15.0m	 Street lighting	 High-bay lighting	 IP cameras	 Lighting controls	 Hot desking	 Base lighting	P.16
120°×107°	80	5.0 – 10.0m	 Lighting controls	 Lighting for walk-in closet	 Air purifier	 Wall air conditioners	 Ceiling air conditioners	 Heaters	P.17
107°×107°	192	2.5 – 4.1m 5.2 – 8.0m (for Standard motion)	 Lighting controls	 Lighting controls	 Base lighting	 Wall air conditioners	 Hot desking	 IP cameras	P.18
104°×104°	112	2.5 – 4.0m	 Lighting controls	 Lighting controls	 Base lighting	 Wall air conditioners	 Hot desking	 IP cameras	P.19
44°×44° 91°×91°	36 48	2.2 – 3.1m	 Lighting controls	 Lighting controls	 Base lighting	 Wall air conditioners	 Hot desking	 Ceiling air conditioners	P.20
107°×106°	104	2.0 – 3.3m	 Lighting controls	 Lighting controls	 Base lighting	 Wall air conditioners	 Ceiling air conditioners	 Heaters	P.21
56°×112°	68	12.0m/6.0m/3.0m	 Lighting for walk-in closet	 Digital signage	 IoT module	 Hot desking	 Thermostats	 Wall air conditioners	P.22
122°×35° 150°×36°	88 16	5.0m	 Lighting controls	 Digital signage	 IoT module	 Hot desking	 Thermostats	 Base lighting	P.23
130°×130°	208	2.5 – 5.9m	 Lighting controls	 Base lighting	 Hot desking	 Wall air conditioners	 Ceiling air conditioners	 IP cameras	P.24
57°×42°	24	5.0 – 5.6m	 Lighting controls	 Lighting controls	 Lighting for walk-in closet	 Digital signage	 Hot desking	 Sterilization stand	P.25

EKM - Standard Detection Type



Detection area coverage

Preference type
Flat lens for an unobtrusive
integration
Lens diameter 9.5mm



Specified detection distance (Note 1)	up to 5m
Typical ceiling installation height (Note 2)	3.0m
Field of view	106° x 97°
Detection zones	64
Note 1: <ul style="list-style-type: none"> ΔT ≥ 4°C Object speed: 1m/s Object size: 700 x 250mm Crossing 2 detection zones 	Note 2: The sensitivity of passive infrared sensors is influenced by environmental conditions, so a performance evaluation test under representative conditions is recommended

Further information on electrical characteristics please see page 42

Typical applications



Base lighting

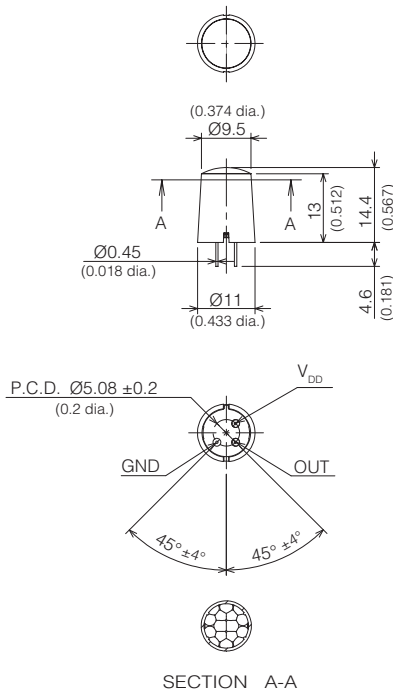


Digital signage

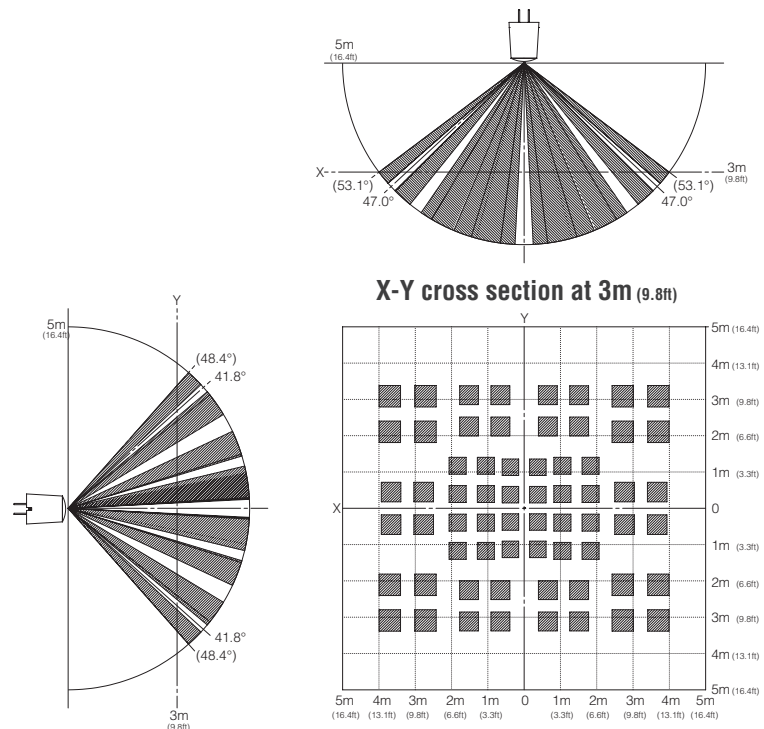


IP cameras

Dimension (in mm, inches in brackets)



Detection area (reference)



Notes	Standby current consumption	Output type	Threshold sensitivity	White	Black	Pearl White
High-end	1μA	Digital	Standard	EKMB1101111	EKMB1101112	EKMB1101113
	2μA	Digital	Standard	EKMB1201111	EKMB1201112	EKMB1201113
Economy	6μA	Digital	Standard	EKMB1301111K	EKMB1301112K	EKMB1301113K
	170μA	Digital	Standard	EKMC1601111	EKMC1601112	EKMC1601113
	170μA	Analog	Adjustable	EKMC2601111K	EKMC2601112K	EKMC2601113K
Special	6μA	Digital	High	Please contact us if a higher or a lower sensitivity is required.		
	170μA	Digital	High			
	170μA	Digital	Low			

Notes: The specification shows the X-Y cross section at 2.5m.
Digital Output type: Open-drain
Analog Output type: Op-amp

EKM - Low Profile Type



Specified detection distance (Note 1)	up to 5m
Typical ceiling installation height (Note 2)	3.0m
Field of view	110° x 110°
Detection zones	32
Note 1: > $\Delta T \geq 4^{\circ}\text{C}$ > Object speed: 1m/s > Object size: 700 x 250mm > Crossing 2 detection zones	Note 2: The sensitivity of passive infrared sensors is influenced by environmental conditions, so a performance evaluation test under representative conditions is recommended

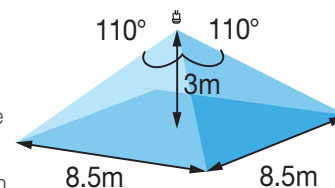
Further information on electrical characteristics please see page 42

Detection area coverage

Lower height lens design
[14.4mm→10.9mm]

Comparable performance to
PaPIRs standard detection type
lens

Fit with superior product design



Typical applications



Lighting controls

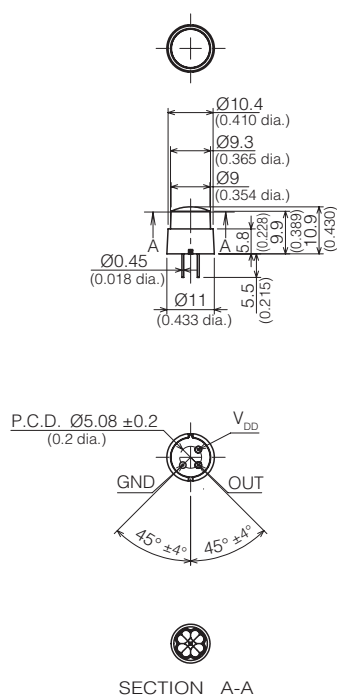


Digital signage

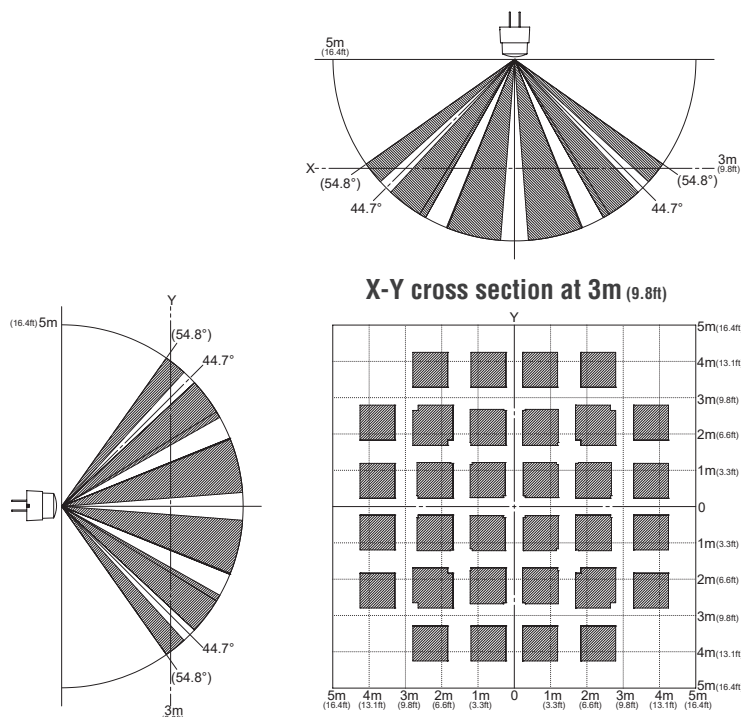


IP cameras

Dimension (in mm, inches in brackets)



Detection area (reference)



Notes	Standby current consumption	Output type	Threshold sensitivity	White	Black	Pearl White
High-end	1μA	Digital	Standard	EKMB1107111	EKMB1107112	EKMB1107113
	2μA	Digital	Standard	EKMB1207111	EKMB1207112	EKMB1207113
Economy	6μA	Digital	Standard	EKMB1307111K	EKMB1307112K	EKMB1307113K
	170μA	Digital	Standard	EKMC1607111	EKMC1607112	EKMC1607113
	170μA	Analog	Adjustable	EKMC2607111K	EKMC2607112K	EKMC2607113K
Special	6μA	Digital	High	Please contact us if a higher or a lower sensitivity is required.		
	170μA	Digital	High			
	170μA	Digital	Low			

Notes: The specification shows the X-Y cross section at 2.5m.

Digital Output type: Open-drain

Analog Output type: Op-amp

EKM – Flat Square Type

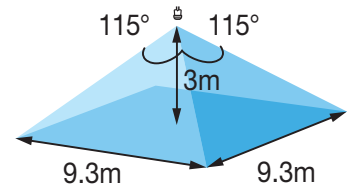


Detection area coverage

Detection area: 9m x 9m
(@3m installation height)

Flat & square lens
design: 10.6 x 10.6mm

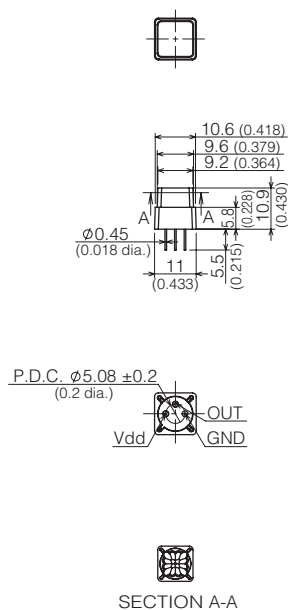
Low profile: 10.9mm



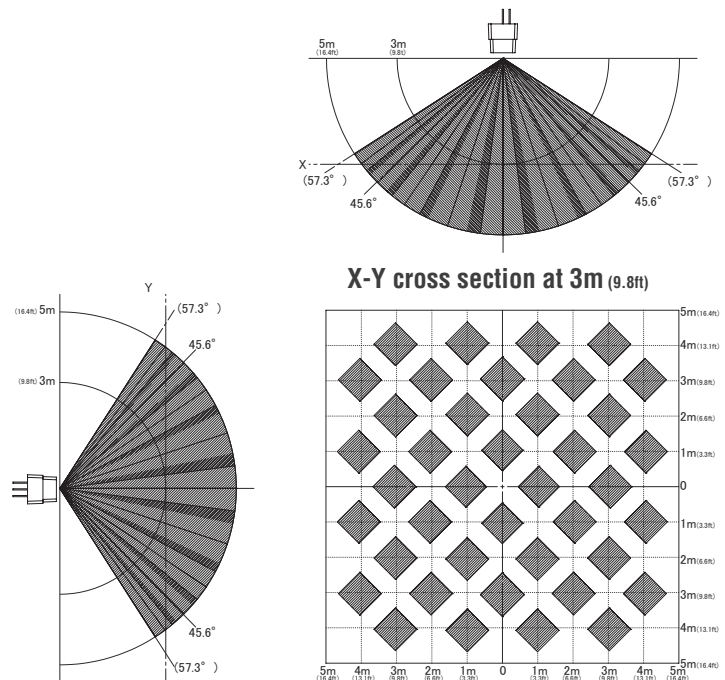
Specified detection distance (Note 1)	Up to 5.0m
Typical ceiling installation height (Note 2)	3.0m
Field of view	115° x 115°
Detection zones	40
Note 1: <ul style="list-style-type: none"> ΔT ≥ 4°C Object speed: 1.0m/s Object size: 700 x 250mm Crossing 2 detection zones 	Note 2: The sensitivity of passive infrared sensors is influenced by environmental conditions, so a performance evaluation test under representative conditions is recommended

Further information on electrical characteristics please see page 42

Dimension (in mm, inches in brackets)



Detection area (reference)



Notes	Standby current consumption	Output type	Threshold sensitivity	White	Black	Pearl White
High-end	1μA	Digital	Standard	EKMB1110111	EKMB1110112	EKMB1110113
	2μA	Digital	Standard	EKMB1210111	EKMB1210112	EKMB1210113
Economy	6μA	Digital	Standard	EKMB1310111K	EKMB1310112K	EKMB1310113K
	170μA	Digital	Standard	EKMC1610111	EKMC1610112	EKMC1610113
Special	170μA	Analog	Adjustable	EKMC2610111K	EKMC2610112K	EKMC2610113K
	6μA	Digital	High	Please contact us if a higher or a lower sensitivity is required.		
	170μA	Digital	High			
	170μA	Digital	Low			

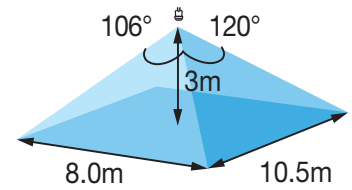
Notes: The specification shows the X-Y cross section at 2.5m.
 Digital Output type: Open-drain
 Analog Output type: Op-amp

AMN - Standard Detection Type



Small lens diameter of only 9.5mm

Detection area coverage



Specified detection distance (Note 1)	up to 5m
Typical ceiling installation height (Note 2)	3.0m
Field of view	120° x 106°
Detection zones	64
Note 1: <ul style="list-style-type: none"> $\Delta T \geq 4^{\circ}\text{C}$ Object speed: 1m/s Object size: 700 x 250mm Crossing 2 detection zones 	Note 2: The sensitivity of passive infrared sensors is influenced by environmental conditions, so a performance evaluation test under representative conditions is recommended

Further information on electrical characteristics please see page 44

Typical applications



Base lighting

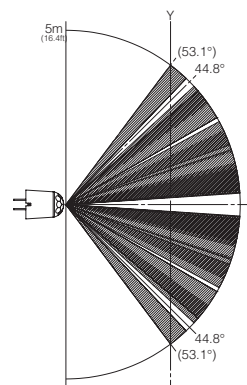
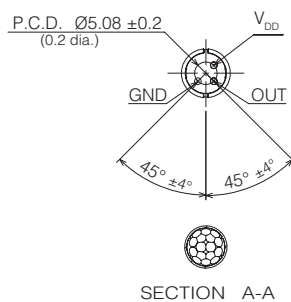
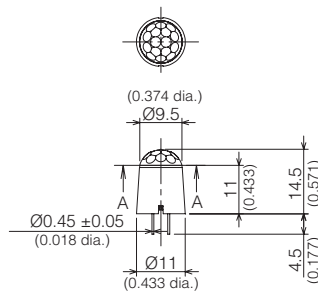


Ceiling air conditioners

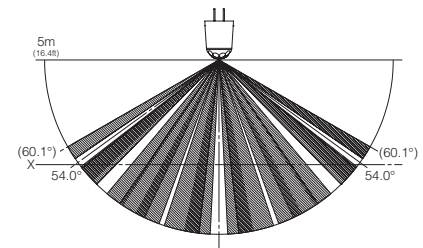


Heaters

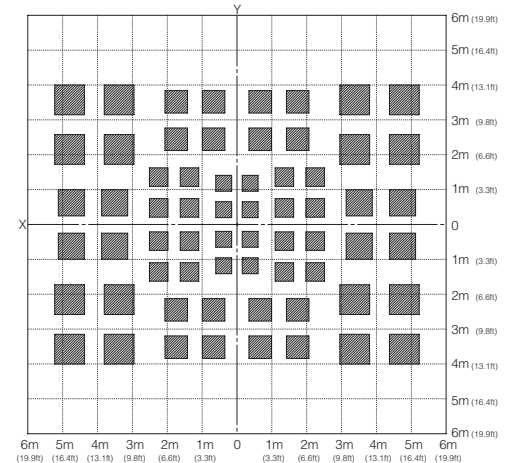
Dimension (in mm, inches in brackets)



Detection area (reference)



X-Y cross section at 3m (9.8ft)



Notes	Standby current consumption	Output type	Threshold sensitivity	White	Black
NaPiOn	170μA	Digital	Standard	AMN31112	AMN31111

Notes: The specification shows the X-Y cross section at 2.5m.
Digital Output type: Open-drain

Standard Detection Type

Long Distance Detection Type

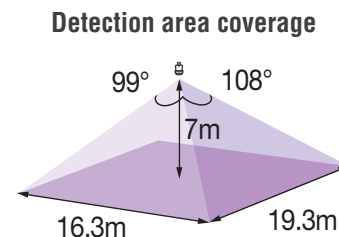
Slight Motion Detection Type

Specific Area Detection Type

EKM - Long Distance Detection Type



Lens diameter 20.7mm
Wide detection angle and
long distance



Specified detection distance (Note 1)	up to 12m
Typical ceiling installation height (Note 2)	7.0m
Field of view	108° x 99°
Detection zones	92
Note 1: › $\Delta T \geq 4^{\circ}\text{C}$ › Object speed: 1m/s › Object size: 700 x 250mm › Crossing 2 detection zones	Note 2: The sensitivity of passive infrared sensors is influenced by environmental conditions, so a performance evaluation test under representative conditions is recommended

Further information on electrical characteristics please see page 42

Typical applications



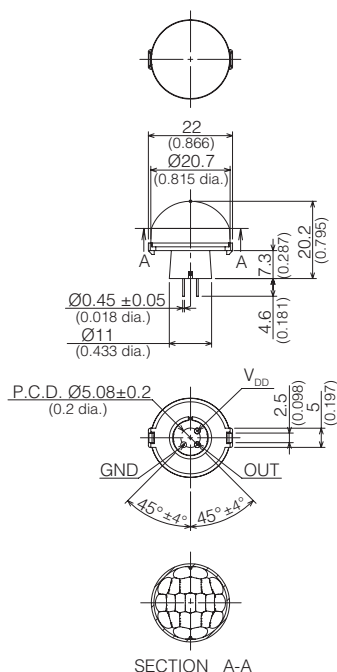
Street lighting



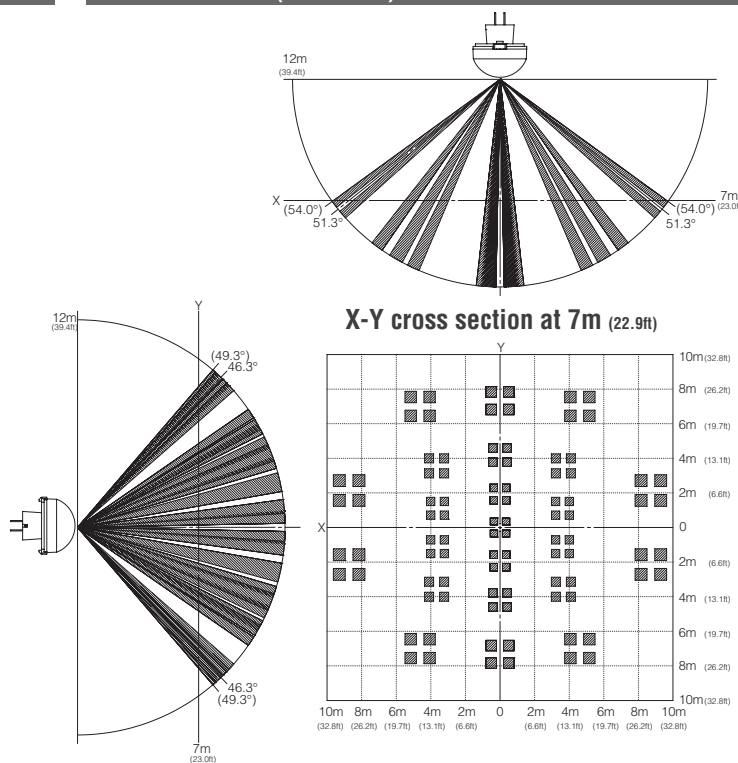
High-bay lighting



Ceiling air conditioners

Dimension (in mm, inches in brackets)

Detection area (reference)



Notes	Standby current consumption	Output type	Threshold sensitivity	White	Black	Pearl White
High-end	1μA	Digital	Standard	EKMB1103111	EKMB1103112	EKMB1103113
	2μA	Digital	Standard	EKMB1203111	EKMB1203112	EKMB1203113
Economy	6μA	Digital	Standard	EKMB1303111K	EKMB1303112K	EKMB1303113K
	170μA	Digital	Standard	EKMC1603111	EKMC1603112	EKMC1603113
	170μA	Analog	Adjustable	EKMC2603111K	EKMC2603112K	EKMC2603113K
Special	6μA	Digital	High	Please contact us if a higher or a lower sensitivity is required.		
	170μA	Digital	High			
	170μA	Digital	Low			

Notes: The specification shows the X-Y cross section at 5m.

Digital Output type: Open-drain

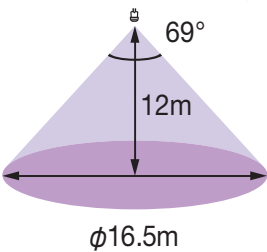
Analog Output type: Op-amp

EKM - High Density Long Distance Detection Type



Smallest long range sensor
 Lens diameter 19.3mm
 Additional lip (20.45mm) ready
 for an o-ring

Detection area coverage



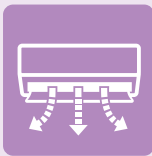
Specified detection distance (Note 1)	12m / 14.5m
Typical ceiling installation height (Note 2)	12.0m
Field of view	69° x 69°
Detection zones	128
Note 1: > $\Delta T \geq 4^{\circ}\text{C}$ > Object speed: 1m/s > Object size: 700 x 250mm > Crossing 2 detection zones	Note 2: The sensitivity of passive infrared sensors is influenced by environmental conditions, so a performance evaluation test under representative conditions is recommended

Further information on electrical characteristics please see page 42

Typical applications



Lighting controls

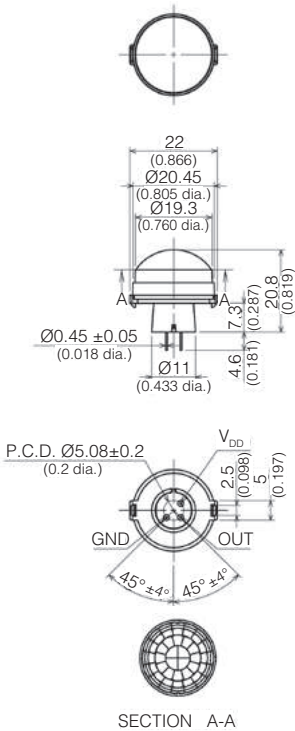


Wall air conditioners

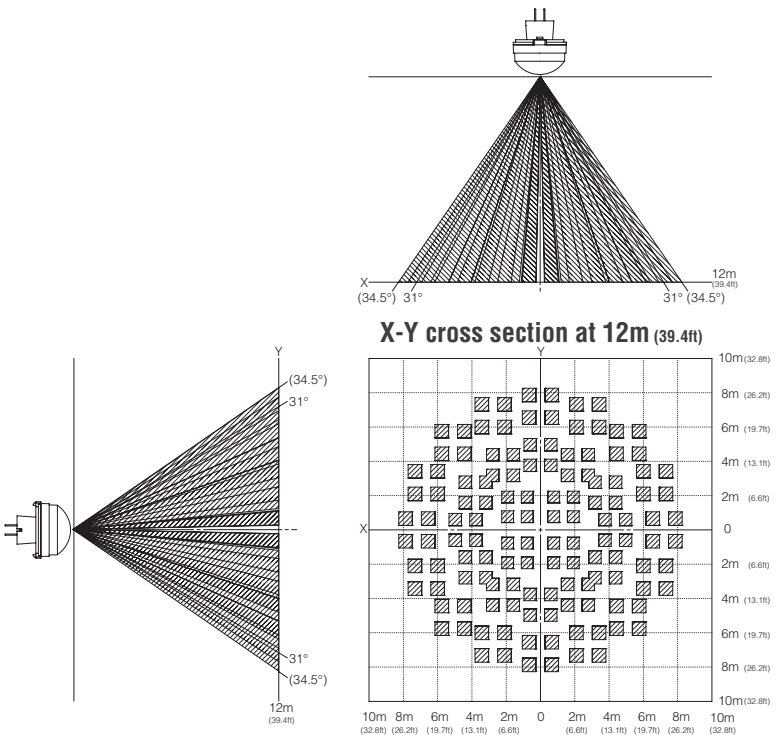


IP cameras

Dimension (in mm, inches in brackets)



Detection area (reference)



Please contact us if you install at ceiling height 17m

Notes	Standby current consumption	Output type	Threshold sensitivity	White	Black	Pearl White
High-end	1μA	Digital	Standard	EKMB1106111	EKMB1106112	EKMB1106113
	2μA	Digital	Standard	EKMB1206111	EKMB1206112	EKMB1206113
Economy	6μA	Digital	Standard	EKMB1306111K	EKMB1306112K	EKMB1306113K
	170μA	Digital	Standard	EKMC1606111	EKMC1606112	EKMC1606113
	170μA	Analog	Adjustable	EKMC2606111K	EKMC2606112K	EKMC2606113K
Special	6μA	Digital	High	Please contact us if a higher or a lower sensitivity is required.		
	170μA	Digital	High			
	170μA	Digital	Low			

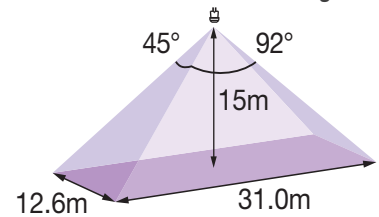
Notes: Digital Output type: Open-drain
 Analog Output type: Op-amp

EKM - Ultra Wide & Long Distance Detection Type



Smallest aisle high bay sensor (lens Ø32.6mm)
High sensitivity on the aisle entry and exit area
Optimized for radial movement

Detection area coverage



Specified detection distance (Note 1)	10m / 15m
Typical ceiling installation height (Note 2)	15.0m (High sensitivity sensor) *10.0m (Standard sensitivity sensor)
Field of view	92° x 45°
Detection zones	188
Note 1: > $\Delta T \geq 4^{\circ}\text{C}$ > Object speed: 1m/s > Object size: 700 x 250mm > Crossing 2 detection zones	Note 2: The sensitivity of passive infrared sensors is influenced by environmental conditions, so a performance evaluation test under representative conditions is recommended

Further information on electrical characteristics please see page 42

Typical applications



Street lighting

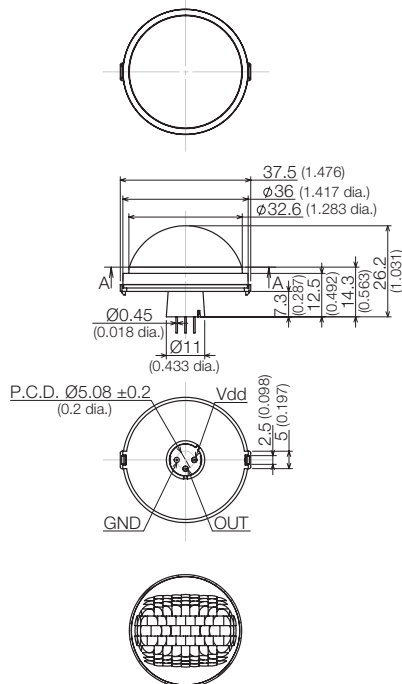


High-bay lighting

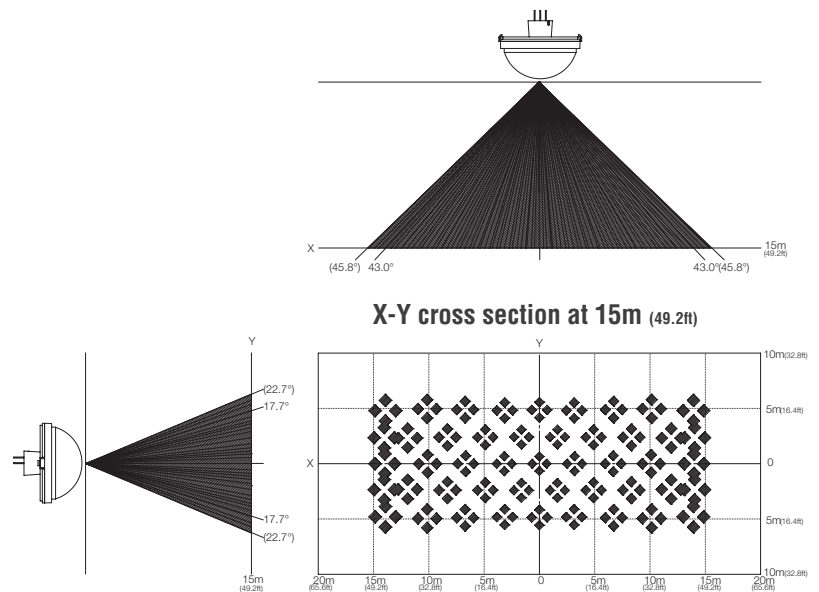


IP cameras

Dimension (in mm, inches in brackets)



Detection area (reference)



Please contact us if you install at ceiling height 10m

Notes	Standby current consumption	Output type	Threshold sensitivity	White	Black	Pearl White
High-end	1μA	Digital	Standard	EKMB1111111	EKMB1111112	EKMB1111113
	2μA	Digital	Standard	EKMB1211111	EKMB1211112	EKMB1211113
Economy	6μA	Digital	Standard	EKMB1311111K	EKMB1311112K	EKMB1311113K
	170μA	Digital	Standard	EKMC1611111	EKMC1611112	EKMC1611113
	170μA	Analog	Adjustable	EKMC2611111K	EKMC2611112K	EKMC2611113K
Special	6μA	Digital	High*	Please contact us if a higher or a lower sensitivity is required.		
	170μA	Digital	High*			
	170μA	Digital	Low			

Notes: High threshold sensitivity types have a lower threshold-to-noise ratio. Please contact us for further details

Digital Output type: Open-drain

Analog Output type: Op-amp

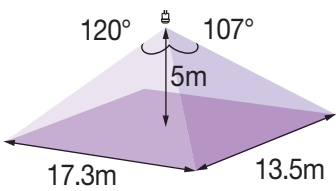
at <https://industrial.panasonic.com/ww/products/pt/papirs/models>

AMN - 10m Detection Type (Long Distance)



Smaller type than long distance lens
Lens diameter 17.4mm

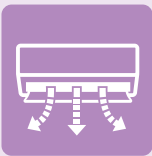
Detection area coverage



Specified detection distance (Note 1)	up to 5 - 10m
Typical ceiling installation height (Note 2)	5.0m
Field of view	120° x 107°
Detection zones	80
Note 1: > $\Delta T \geq 4^{\circ}\text{C}$ > Object speed: 1m/s > Object size: 700 x 250mm > Crossing 2 detection zones	Note 2: The sensitivity of passive infrared sensors is influenced by environmental conditions, so a performance evaluation test under representative conditions is recommended

Further information on electrical characteristics please see page 44

Typical applications



Wall air conditioners

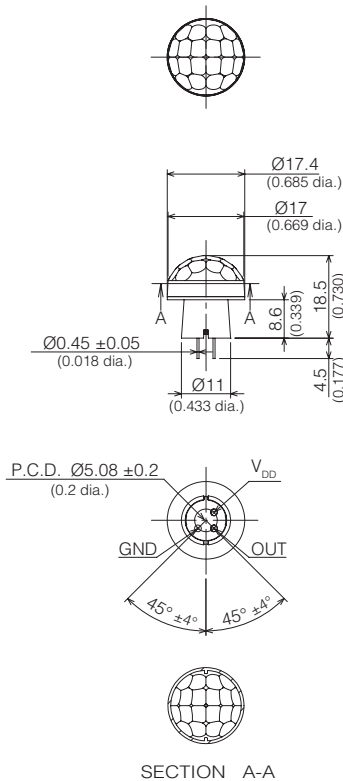


Air purifier

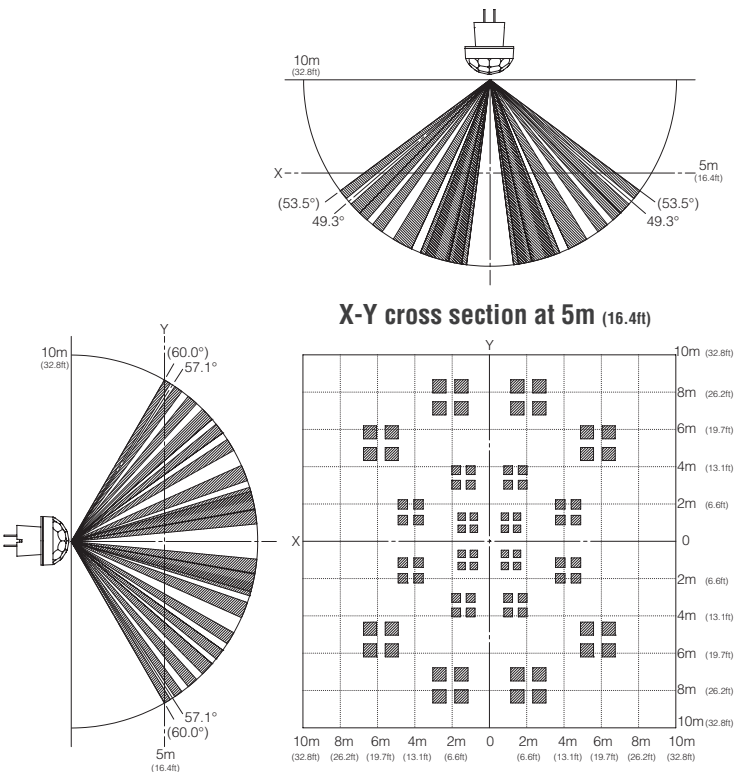


Heaters

Dimension (in mm, inches in brackets)



Detection area (reference)



Notes	Standby current consumption	Output type	Threshold sensitivity	White	Black
NaPiOn	170μA	Digital	Standard	AMN34112	AMN34111

Note: Digital Output type: Open-drain

Standard Detection Type

Long Distance Detection Type

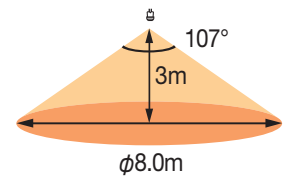
Slight Motion Detection Type

Specific Area Detection Type

EKM - Ultra Slight Motion Detection Type



Detection area coverage



Optimized for the detection of smallest movements and objects

Extremely small Lens as a Slight motion detection type

Same mechanical dimensions like the Wide Detection Type

Specified detection distance (Note 1)	2.5m ~ 4.1m
Typical ceiling installation height (Note 2)	3.0m
Field of view	107° x 107°
Detection zones	192
Note 1: > $\Delta T \geq 4^{\circ}\text{C}$ > Object speed: 0.5m/s (Slight motion) 1.0m/s (Standard motion) > Object size: 200 x 200mm (Slight motion) 700 x 250mm (Standard motion) > Crossing 1 detection zones	
Note 2: The sensitivity of passive infrared sensors is influenced by environmental conditions, so a performance evaluation test under representative conditions is recommended	

Further information on electrical characteristics please see page 42

Typical applications



Lighting controls

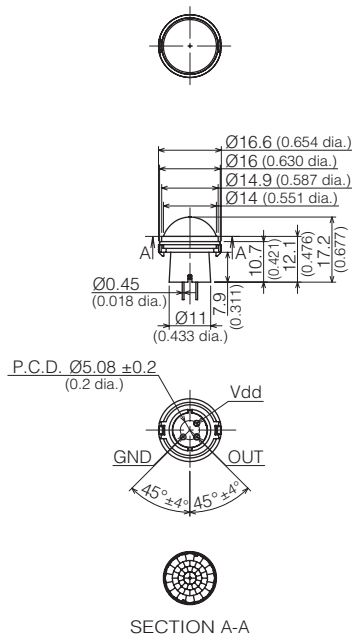


Wall air conditioners

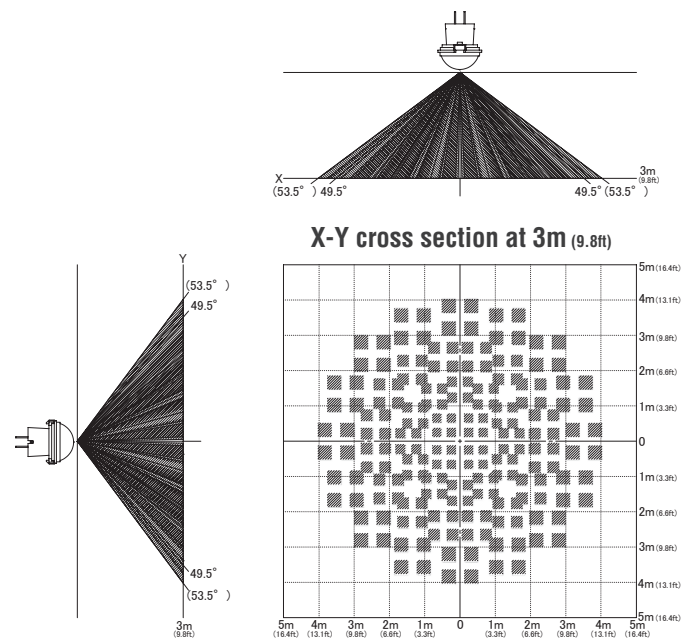


IP cameras

Dimension (in mm, inches in brackets)



Detection area (reference)



Notes	Standby current consumption	Output type	Threshold sensitivity	White	Black	Pearl White
High-end	1μA	Digital	Standard	EKMB1109111	EKMB1109112	EKMB1109113
	2μA	Digital	Standard	EKMB1209111	EKMB1209112	EKMB1209113
Economy	6μA	Digital	Standard	EKMB1309111K	EKMB1309112K	EKMB1309113K
	170μA	Digital	Standard	EKMC1609111	EKMC1609112	EKMC1609113
Special	170μA	Analog	Adjustable	EKMC2609111K	EKMC2609112K	EKMC2609113K
	6μA	Digital	High	Please contact us if a higher or a lower sensitivity is required.		
	170μA	Digital	High			
	170μA	Digital	Low			

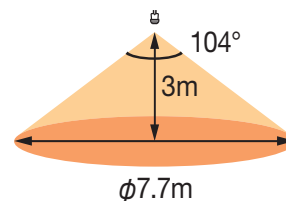
Notes: The specification shows the X-Y cross section at 2.5m.
 Digital Output type: Open-drain
 Analog Output type: Op-amp

EKM - Slight Motion Detection Type



Detection area coverage

Optimized for small movements
 Lens diameter 14.6mm
 Almost the same mechanical dimensions like the Standard and Slight Motion Detection Type (lens diameter 0.3mm smaller)



Specified detection distance (Note 1)	up to 2.5m - 4m
Typical ceiling installation height (Note 2)	3.0m
Field of view	104° x 104°
Detection zones	112
Note 1: > $\Delta T \geq 4^{\circ}\text{C}$ > Object speed: 0.5m/s > Object size: 200 x 200mm > Crossing 1 detection zone	
Note 2: The sensitivity of passive infrared sensors is influenced by environmental conditions, so a performance evaluation test under representative conditions is recommended	

Typical applications



Lighting controls



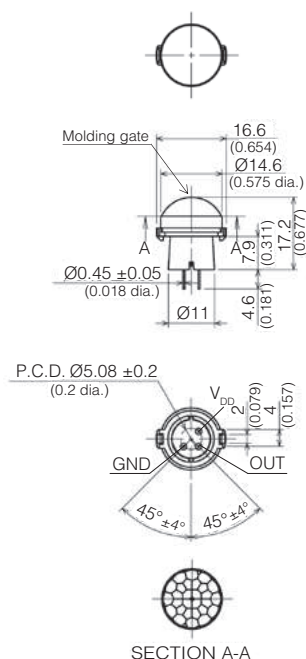
Wall air conditioners



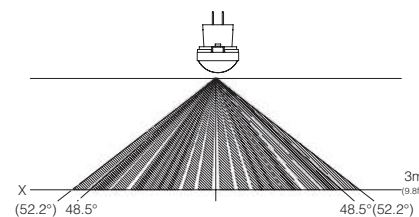
Ceiling air conditioners

Further information on electrical characteristics please see page 42

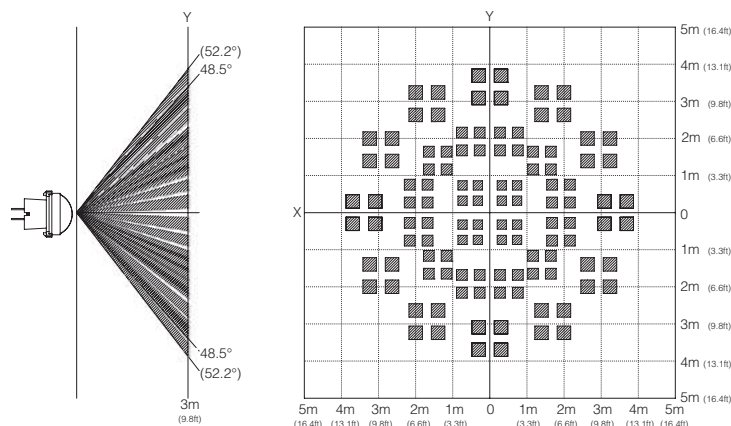
Dimension (in mm, inches in brackets)



Detection area (reference)



X-Y cross section at 3m (9.8ft)



Notes	Standby current consumption	Output type	Threshold sensitivity	White	Black	Pearl White
High-end	1μA	Digital	Standard	EKMB1191111	EKMB1191112	EKMB1191113
	2μA	Digital	Standard	EKMB1291111	EKMB1291112	EKMB1291113
Economy	6μA	Digital	Standard	EKMB1391111K	EKMB1391112K	EKMB1391113K
	170μA	Digital	Standard	EKMC1691111	EKMC1691112	EKMC1691113
	170μA	Analog	Adjustable	EKMC2691111K	EKMC2691112K	EKMC2691113K
Special	6μA	Digital	High	Please contact us if a higher or a lower sensitivity is required.		
	170μA	Digital	High			
	170μA	Digital	Low			

Notes: The specification shows the X-Y cross section at 2.5m.

Digital Output type: Open-drain

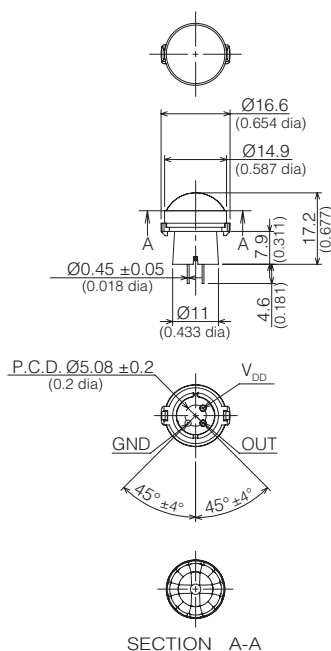
Analog Output type: Op-amp

EKM - Standard and Slight Motion Detection Type



Specified detection distance (Note 1)	up to 2.2m - 3.1m
Typical ceiling installation height (Note 2)	3.0m
Field of view slight motion area	44° x 44°
Field of view standard motion area	91° x 91°
Detection zones slight motion area	36
Detection zones standard motion area	48
Note 1: > ΔT ≥ 4°C > Object speed: 0.5m/s (slight motion area) 1m/s (standard motion area) > Object size: 200 x 200mm (slight motion area) 400 x 200mm (standard motion area) > Crossing 1 detection zone (slight motion area) > Crossing 2 detection zones (standard motion area)	Note 2: The sensitivity of passive infrared sensors is influenced by environmental conditions, so a performance evaluation test under representative conditions is recommended

Further information on electrical characteristics please see page 42

Dimension (in mm, inches in brackets)

Typical applications



Lighting controls

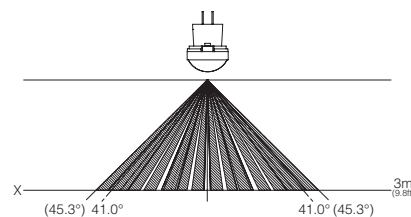


Wall air conditioners

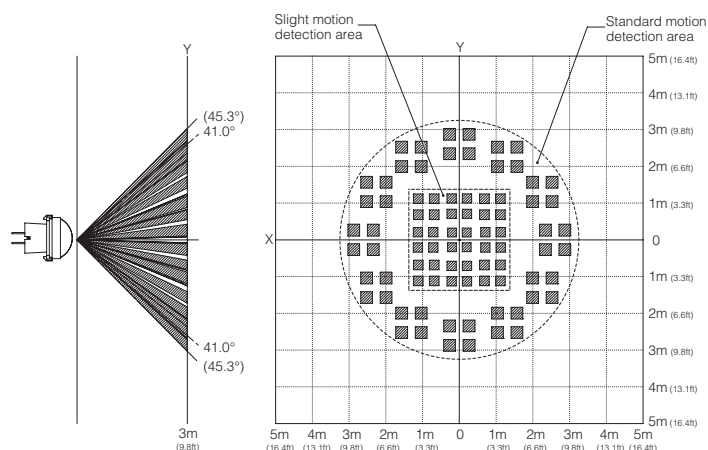


Ceiling air conditioners

Detection area (reference)



X-Y cross section at 3m (9.8ft)



Notes	Standby current consumption	Output type	Threshold sensitivity	White	Black	Pearl White
High-end	1μA	Digital	Standard	EKMB1193111	EKMB1193112	EKMB1193113
	2μA	Digital	Standard	EKMB1293111	EKMB1293112	EKMB1293113
Economy	6μA	Digital	Standard	EKMB1393111K	EKMB1393112K	EKMB1393113K
	170μA	Digital	Standard	EKMC1693111	EKMC1693112	EKMC1693113
	170μA	Analog	Adjustable	EKMC2693111K	EKMC2693112K	EKMC2693113K
Special	6μA	Digital	High	Please contact us if a higher or a lower sensitivity is required.		
	170μA	Digital	High			
	170μA	Digital	Low			

Notes: The specification shows the X-Y cross section at 2.2m.

Digital Output type: Open-drain

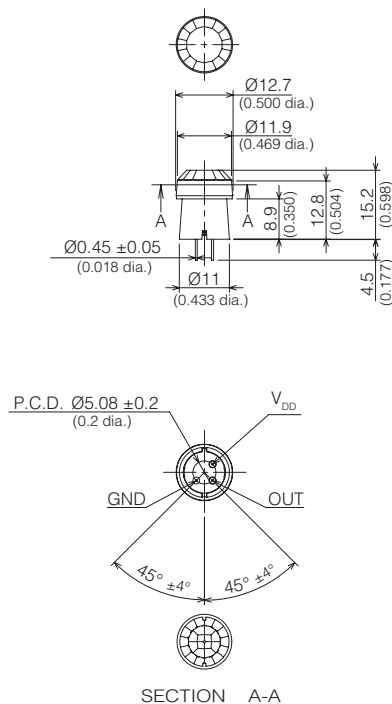
Analog Output type: Op-amp

AMN - Slight Motion Detection Type



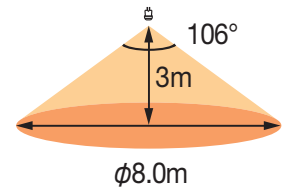
Specified detection distance (Note 1)	up to 2m - 3.3m
Typical ceiling installation height (Note 2)	3.0m
Field of view	107° x 106°
Detection zones	104
Note 1: <ul style="list-style-type: none"> ΔT ≥ 4°C Object speed: 0.5m/s Object size: 200mm x 200mm Crossing 1 detection zone 	Note 2: The sensitivity of passive infrared sensors is influenced by environmental conditions, so a performance evaluation test under representative conditions is recommended

Further information on electrical characteristics please see page 44

Dimension (in mm, inches in brackets)

Optimized for small movements

Detection area coverage



Typical applications



Base lighting

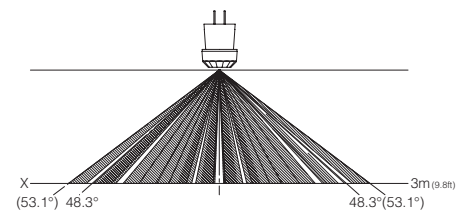


Ceiling air conditioners

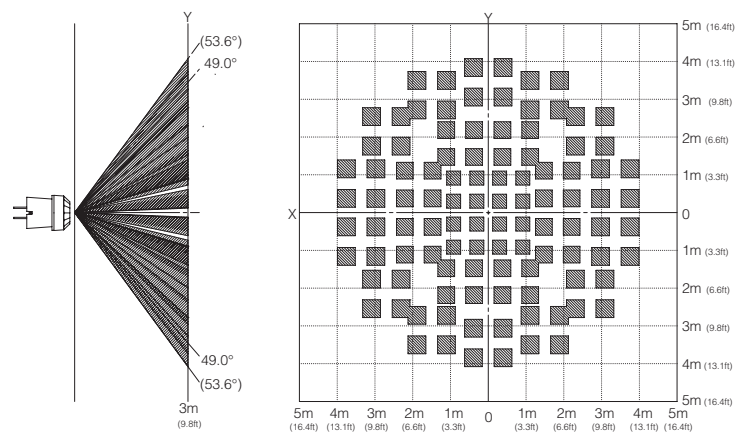


Heaters

Detection area (reference)



X-Y cross section at 3m (9.8ft)



Notes	Standby current consumption	Output type	Threshold sensitivity	White	Black
NaPiOn	170μA	Digital	Standard	AMN32112	AMN32111

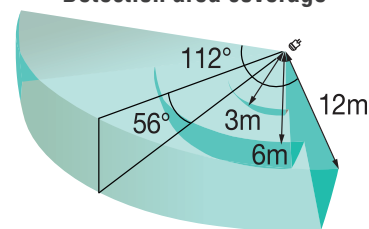
Notes: The specification shows the X-Y cross section at 2m.
Digital Output type: Open-drain

EKM - Wall Installation Type



Lens diameter 20.7mm
Similar dimensions like
the Long Distance Detection
Type

Detection area coverage



Specified detection distance (Note 1 & 2)	up to 12m (1st step lens) up to 6m (2nd step lens) up to 3m (3rd step lens)
Field of view	56° x 112°
Detection zones	68
Note 1: <ul style="list-style-type: none"> ΔT ≥ 4°C Object speed: 1m/s Object size: 700 x 250mm Crossing 2 detection zones 	Note 2: The sensitivity of passive infrared sensors is influenced by environmental conditions, so a performance evaluation test under representative conditions is recommended

Further information on electrical characteristics please see page 42

Typical applications



Digital signage

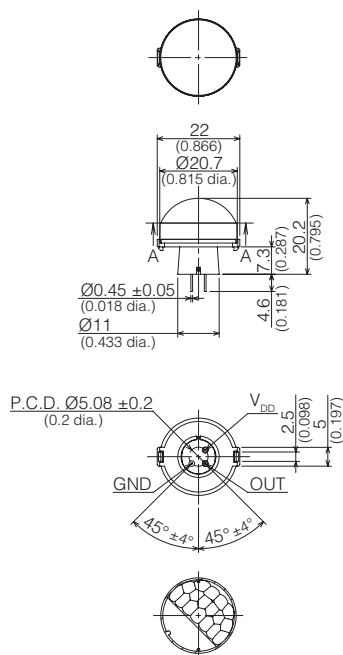


IoT module



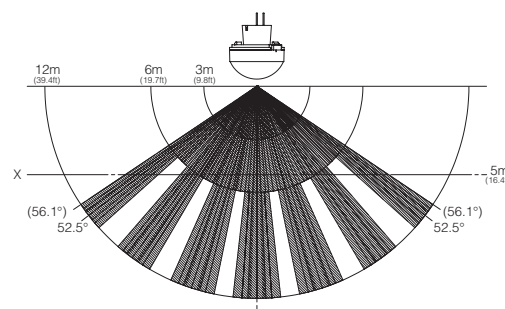
Thermostats

Dimension (in mm, inches in brackets)

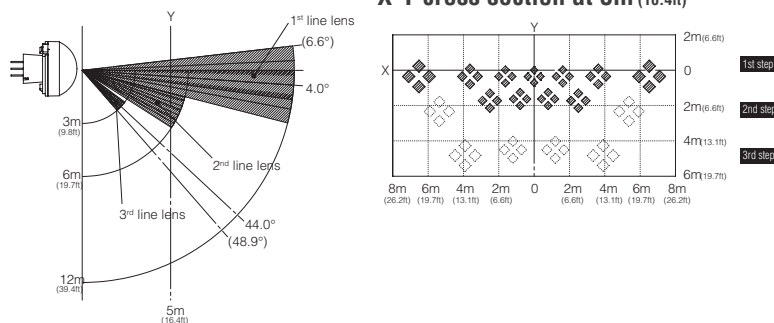


SECTION A-A

Detection area (reference)



X-Y cross section at 5m (16.4ft)



Notes	Standby current consumption	Output type	Threshold sensitivity	White	Black	Pearl White
High-end	1μA	Digital	Standard	EKMB1104111	EKMB1104112	EKMB1104113
	2μA	Digital	Standard	EKMB1204111	EKMB1204112	EKMB1204113
Economy	6μA	Digital	Standard	EKMB1304111K	EKMB1304112K	EKMB1304113K
	170μA	Digital	Standard	EKMC1604111	EKMC1604112	EKMC1604113
	170μA	Analog	Adjustable	EKMC2604111K	EKMC2604112K	EKMC2604113K
Special	6μA	Digital	High	Please contact us if a higher or a lower sensitivity is required.		
	170μA	Digital	High			
	170μA	Digital	Low			

Notes: Digital Output type: Open-drain
Analog Output type: Op-amp

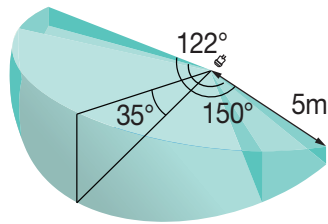
EKM - Horizontally Wide Detection Type



World's first PIR with "Approach Sensing" technology

Panasonic presents the world's first PIR sensor in the shape of a hammerhead with a special optic, which is more sensitive to radial motion.

Detection area coverage



Specified detection distance (Note 1 & 2)	up to 5m
Field of view area A	122° x 35°
Field of view area B	150° x 36°
Detection zones area A	88
Detection zones area B	16
Note 1: <ul style="list-style-type: none"> ΔT ≥ 4°C (Area A) ΔT ≥ 8°C (Area B) Object speed: 1m/s Object size: 700 x 250mm Crossing 2 detection zones 	Note 2: The sensitivity of passive infrared sensors is influenced by environmental conditions, so a performance evaluation test under representative conditions is recommended

Further information on electrical characteristics please see page 42

Typical applications



Digital signage

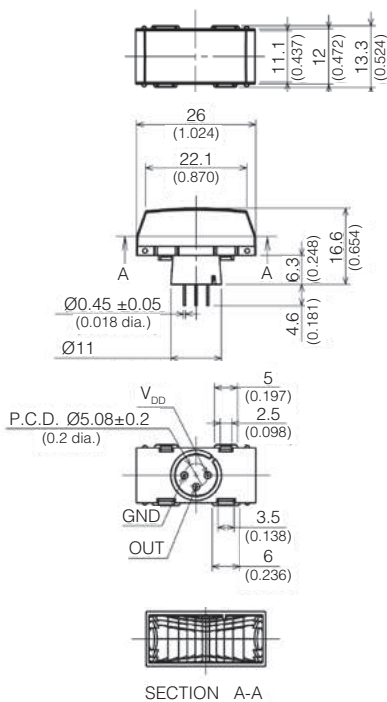


Thermostats

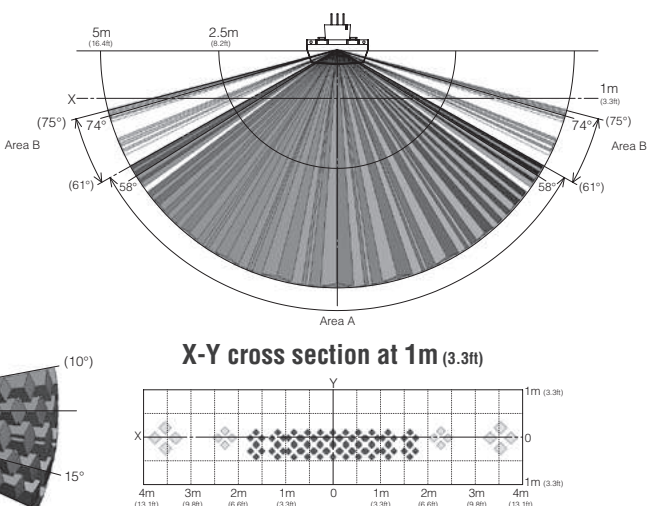


Base lighting

Dimension (in mm, inches in brackets)



Detection area (reference)



Notes	Standby current consumption	Output type	Threshold sensitivity	White	Black	Pearl White
High-end	1μA	Digital	Standard	EKMB1105111	EKMB1105112	EKMB1105113
	2μA	Digital	Standard	EKMB1205111	EKMB1205112	EKMB1205113
Economy	6μA	Digital	Standard	EKMB1305111K	EKMB1305112K	EKMB1305113K
	170μA	Digital	Standard	EKMC1605111	EKMC1605112	EKMC1605113
	170μA	Analog	Adjustable	EKMC2605111K	EKMC2605112K	EKMC2605113K
Special	6μA	Digital	High	Please contact us if a higher or a lower sensitivity is required.		
	170μA	Digital	High			
	170μA	Digital	Low			

Notes: Digital Output type: Open-drain
Analog Output type: Op-amp

EKM - Wide Detection Type

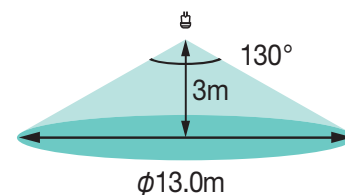


Specified detection distance (Note 1)	2.5m ~ 5.9m
Typical ceiling installation height(Note 2)	3.0m
Field of view	130° x 130°
Detection zones	208
Note 1: > $\Delta T \geq 4^{\circ}\text{C}$ > Object speed: 1.0m/s > Object size: 700 x 250mm > Crossing 2 detection zones	Note 2: The sensitivity of passive infrared sensors is influenced by environmental conditions, so a performance evaluation test under representative conditions is recommended

Further information on electrical characteristics please see page 42

Detection area coverage

Large detection area: $\phi 12.9\text{m}$
 (@3m installation height)
 Lens diameter: 14mm



Typical applications



Lighting controls

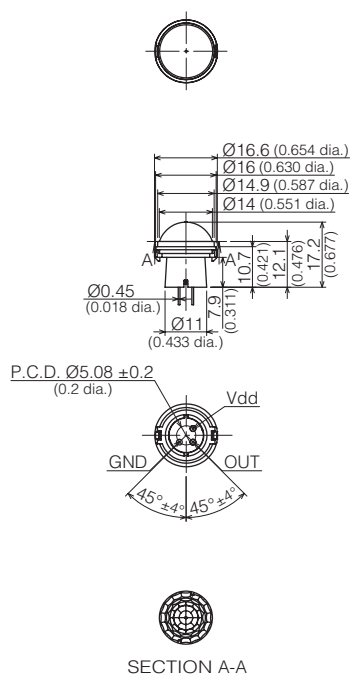


Wall air conditioners



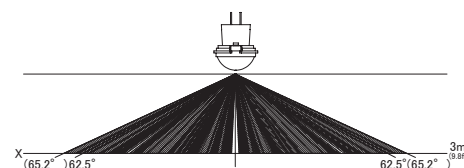
IP cameras

Dimension (in mm, inches in brackets)

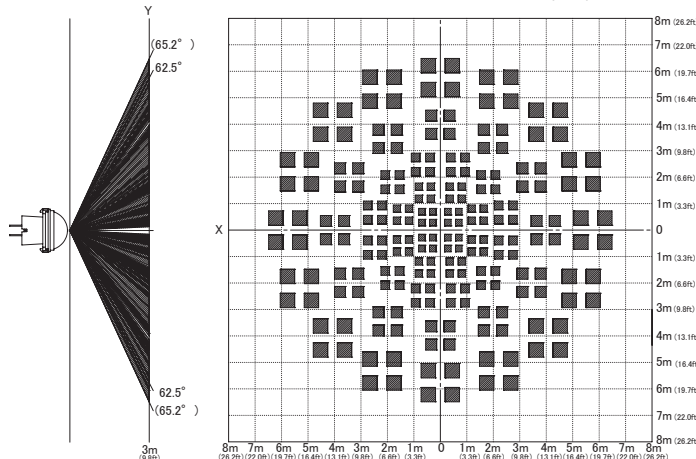


SECTION A-A

Detection area (reference)



X-Y cross section at 3m (9.8ft)



Notes	Standby current consumption	Output type	Threshold sensitivity	White	Black	Pearl White
High-end	1 μA	Digital	Standard	EKMB1108111	EKMB1108112	EKMB1108113
	2 μA	Digital	Standard	EKMB1208111	EKMB1208112	EKMB1208113
Economy	6 μA	Digital	Standard	EKMB1308111K	EKMB1308112K	EKMB1308113K
	170 μA	Digital	Standard	EKMC1608111	EKMC1608112	EKMC1608113
	170 μA	Analog	Adjustable	EKMC2608111K	EKMC2608112K	EKMC2608113K
Special	6 μA	Digital	High	Please contact us if a higher or a lower sensitivity is required.		
	170 μA	Digital	High			
	170 μA	Digital	Low			

Notes: The specification shows the X-Y cross section at 2.5m.

Digital Output type: Open-drain

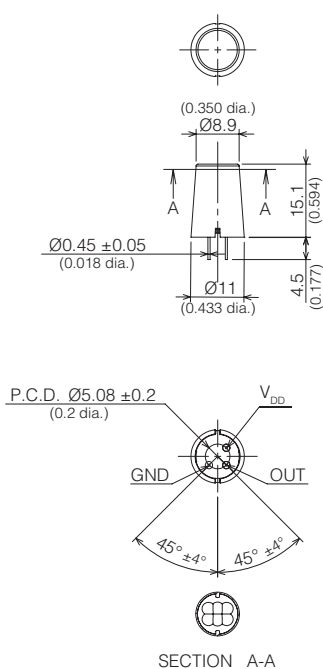
Analog Output type: Op-amp

AMN - Spot Detection Type



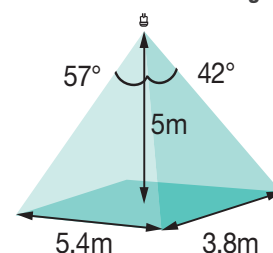
Specified detection distance (Note 1)	up to 5m - 5.6m
Typical ceiling installation height (Note 2)	5.0m
Field of view	57° x 42°
Detection zones	24
Note 1: › $\Delta T \geq 4^{\circ}\text{C}$ › Object speed: 1m/s › Object size: 700 x 250mm › Crossing 2 detection zones	Note 2: The sensitivity of passive infrared sensors is influenced by environmental conditions, so a performance evaluation test under representative conditions is recommended

Further information on electrical characteristics please see page 44

Dimension (in mm, inches in brackets)

Flat lens
Lens diameter 8.9mm
Narrow field of view

Detection area coverage



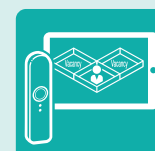
Typical applications



Digital signage

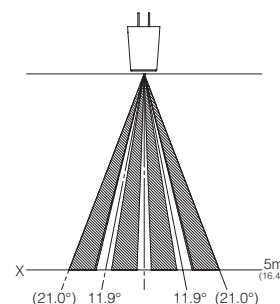


Sterilization stand

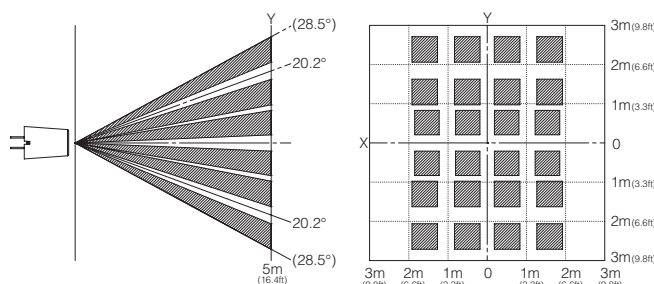


Hot desking

Detection area (reference)



X-Y cross section at 5m (16.4ft)




Notes	Standby current consumption	Output type	Threshold sensitivity	White	Black
NaPiOn	170μA	Digital	Standard	AMN33112	AMN33111

Note: Digital Output type: Open-drain

MEMO

(((PaPIRs⁺)))

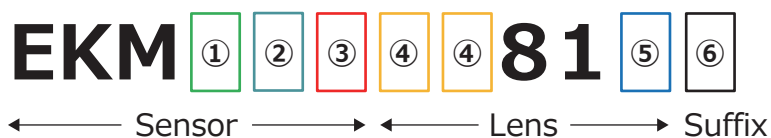
PIR Motion Sensors **Evolution**



PaPIRs Plus

Ordering information

EKM



● Sensor type



B13, B43 : WL Series
C16, C26, C46 : VZ Series

● Lens type



01 : Standard	08 : Wide Detection
03 : Long Distance	09 : Ultra Slight Motion
05 : Horizontally Wide	11 : Ultra Wide & Long Distance
06 : High Density Long Distance	12 : Flat Wide
07 : Low Profile	74 : Spot Detection

● Lens color



1 : White
2 : Black
3 : Pearl white

● Suffix



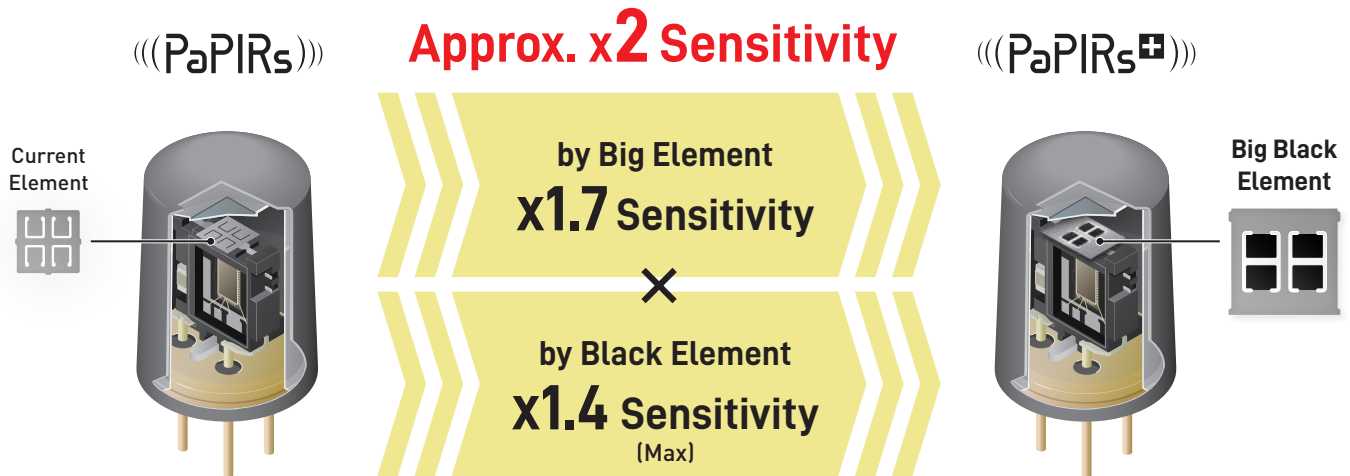
K : The following products have "K" at the end
 EKMB13, EKMB43, EKMC26, EKMC46

● Lensless

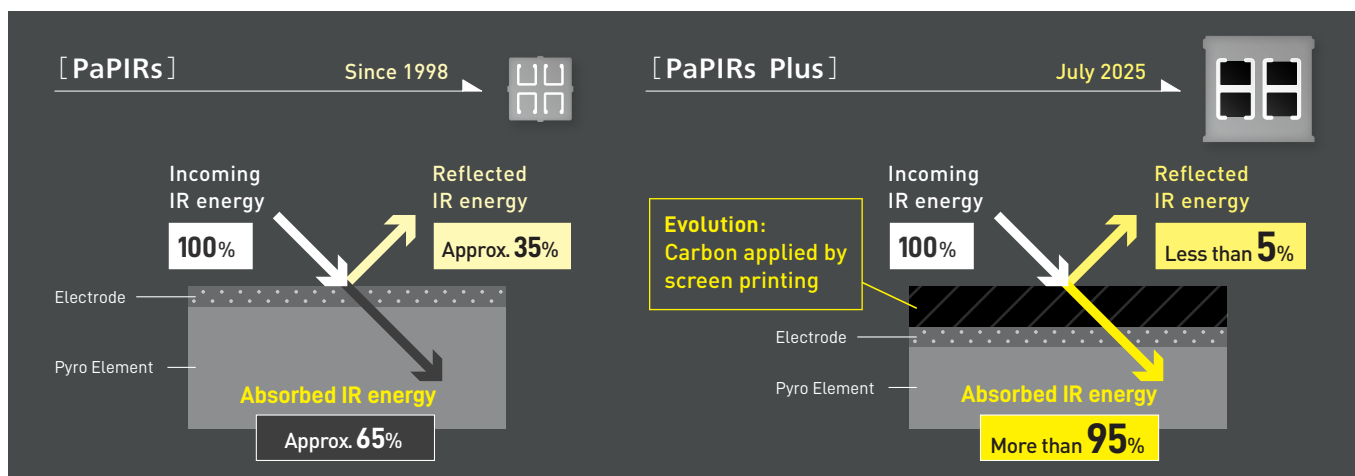
EKMB1300800K, EKMB4300800K
 EKMC1600800, EKMC2600800K, EKMC4600800K

The pyroelectric element of PaPIRs has further evolved into a “Big & Black Element”

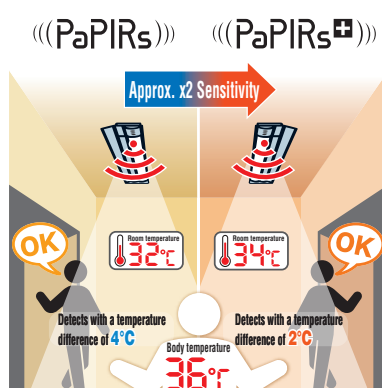
Achieves approximately x2 sensitivity with the Big & Black element



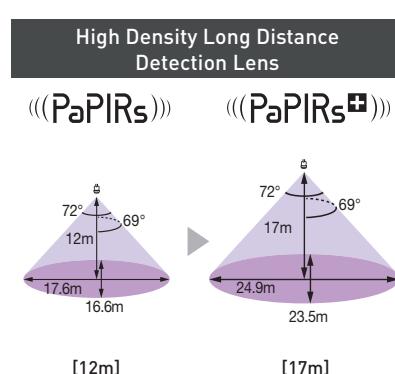
Improved infrared absorption rate



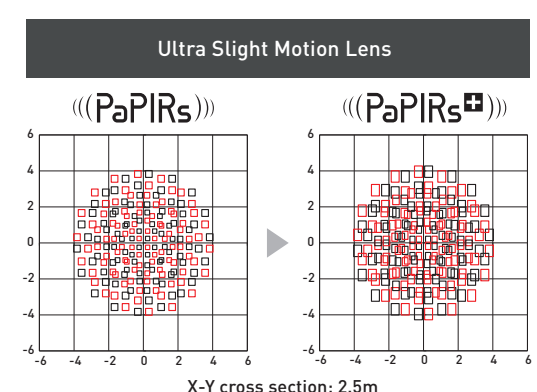
Enhanced detection temperature difference



Extended detection distance



Higher density detection area






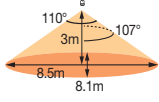
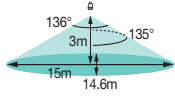
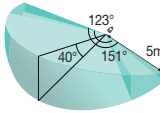
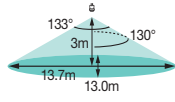
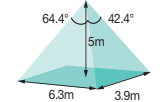

















Standard Detection Types			Long Distance Detection Types			
	Standard	Low Profile		Long Distance	High Density Long Distance	Ultra Wide & Long Distance
Lens color	*Pearl white White / Black / Pearl white	*Black White / Black / Pearl white	Lens color	*Pearl white White / Black / Pearl white	*Black White / Black / Pearl white	*White White / Black / Pearl white
Detection area coverage			Detection area coverage			
Reference page	P. 32	P. 33	Reference page	P. 34	P. 35	P. 36
Typical application	 	 	Typical application	 	 	





























































Lens categories		Lens color			Sensor			Part number		
		White	Black	Pearl white	Output	Sensitivity	Current consumption	White	Black	Pearl white
Standard Detection Types	Standard				Digital	Standard	6μA	EKMB1301811K	EKMB1301812K	EKMB1301813K
					Analog	Adjustable	170μA	EKMC1601811	EKMC1601812	EKMC1601813
	Low Profile				Digital	Standard	6μA	EKMB1307811K	EKMB1307812K	EKMB1307813K
					Analog	Adjustable	170μA	EKMC1607811	EKMC1607812	EKMC1607813
					Digital	Standard	6μA	EKMB1303811K	EKMB1303812K	EKMB1303813K
					Analog	Adjustable	170μA	EKMC1603811	EKMC1603812	EKMC1603813
Long Distance Detection Types	Long Distance				Digital	Standard	6μA	EKMB1303811K	EKMB1303812K	EKMB1303813K
					Analog	Adjustable	170μA	EKMC1603811	EKMC1603812	EKMC1603813
	High Density Long Distance				Digital	Standard	6μA	EKMB1306811K	EKMB1306812K	EKMB1306813K
					Analog	Adjustable	170μA	EKMC1606811	EKMC1606812	EKMC1606813
	Ultra Wide & Long Distance				Digital	Standard	6μA	EKMB1311811K	EKMB1311812K	EKMB1311813K
					Analog	—	170μA	EKMC1611811	EKMC1611812	EKMC1611813
Slight Motion Detection Types	Ultra Slight				Digital	Standard	6μA	EKMB1309811K	EKMB1309812K	EKMB1309813K
					Analog	Adjustable	170μA	EKMC1609811	EKMC1609812	EKMC1609813
Specific Area Detection Types	Flat Wide Detection				Digital	Standard	6μA	EKMB1312811K	EKMB1312812K	EKMB1312813K
					Analog	Adjustable	170μA	EKMC1612811	EKMC1612812	EKMC1612813
	Horizontally Wide Detection				Digital	Standard	6μA	EKMB1305811K	EKMB1305812K	EKMB1305813K
					Analog	Adjustable	170μA	EKMC1605811	EKMC1605812	EKMC1605813
	Wide Detection				Digital	Standard	6μA	EKMB1308811K	EKMB1308812K	EKMB1308813K
					Analog	Adjustable	170μA	EKMC1608811	EKMC1608812	EKMC1608813
	Spot Detection				Digital	Standard	6μA	EKMB1374811K	EKMB1374812K	—
					Analog	Adjustable	170μA	EKMC1674811	EKMC1674812	—
					Digital	Standard	6μA	EKMB1374811K	EKMB1374812K	—
					Analog	Adjustable	170μA	EKMC1674811	EKMC1674812	—
					Digital	Standard	6μA	EKMB1374811K	EKMB1374812K	—
					Analog	Adjustable	170μA	EKMC1674811	EKMC1674812	—

*Please contact us if a higher or a lower sensitivity is required.

*All lens can be adopted with any applications.

Slight Motion Detection Types		Specific Area Detection Types				
	Ultra Slight		Flat Wide Detection	Horizontally Wide Detection	Wide Detection	Spot Detection
						
Lens color	*White White / Black / Pearl white	Lens color	*White White / Black / Pearl white	*Black White / Black / Pearl white	*White White / Black / Pearl white	*Black White / Black
Detection area coverage		Detection area coverage				
Reference page	P. 37	Reference page	P. 38	P. 39	P. 40	P. 41
Typical application	 Lighting controls  Wall air conditioners  IP cameras	Typical application	 IP cameras  IoT module  Wall air conditioners	 IoT module  Digital signage  Thermostats	 Lighting controls  Wall air conditioners  IP cameras	 Digital signage  Sterilization stand  Hot desking

Reference information

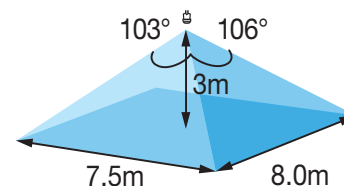
Reference information			Recommended applications						
FOV (H×V)	Detection zones	Detection distance							
106°×103°	64	5.0m	 Lighting controls	 Lighting controls	 Base lighting	 Digital signage	 IoT module	 IP cameras	P.32
117°×111°	32	5.0m	 Lighting controls	 Digital signage	 IoT module	 AI speaker	 Thermostats	 IP cameras	P.33
108°×101°	92	12.0m	 Lighting controls	 Base lighting	 Street lighting	 High-bay lighting	 Wall air conditioners	 Ceiling air conditioners	P.34
72°×69°	128	17.0 / 20.5m	 Lighting controls	 Base lighting	 Street lighting	 High-bay lighting	 Wall air conditioners	 IP cameras	P.35
93°×48°	188	15.0 / 20.0m	 Street lighting	 High-bay lighting	 IP cameras	 Lighting controls	 Hot desking	 Base lighting	P.36
110°×107°	192	2.5 – 4.1m 5.2 – 8.0m (for Standard motion)	 Lighting controls	 Lighting controls	 Base lighting	 Wall air conditioners	 Hot desking	 IP cameras	P.37
136°×135°	416	3.5m/2.5m	 Street lighting	 High-bay lighting	 IP cameras	 Lighting controls	 Hot desking	 Base lighting	P.38
122°×35° 150°×36°	88 16	5.0m	 Lighting controls	 Base lighting	 Digital signage	 IoT module	 Hot desking	 Thermostats	P.39
133°×130°	208	2.5 – 5.9m	 Lighting controls	 Base lighting	 Hot desking	 Wall air conditioners	 Ceiling air conditioners	 IP cameras	P.40
64.4°×42.4°	24	5.0 – 5.6m	 Lighting controls	 Lighting controls	 Lighting for walk-in closet	 Digital signage	 Hot desking	 Sterilization stand	P.41

EKM - Standard Detection Type



Detection area coverage

Preference type
Flat lens for an unobtrusive
integration
Lens diameter 9.5mm



Specified detection distance (Note 1)	up to 7m
Typical ceiling installation height (Note 2)	3m
Field of view	106° x 103°
Detection zones	64
Note 1: <ul style="list-style-type: none"> ΔT ≥ 4°C Object speed: 1m/s Object size: 700 x 250mm Crossing 2 detection zones 	Note 2: The sensitivity of passive infrared sensors is influenced by environmental conditions, so a performance evaluation test under representative conditions is recommended

Further information on electrical characteristics please see page 42

Typical applications



Base lighting

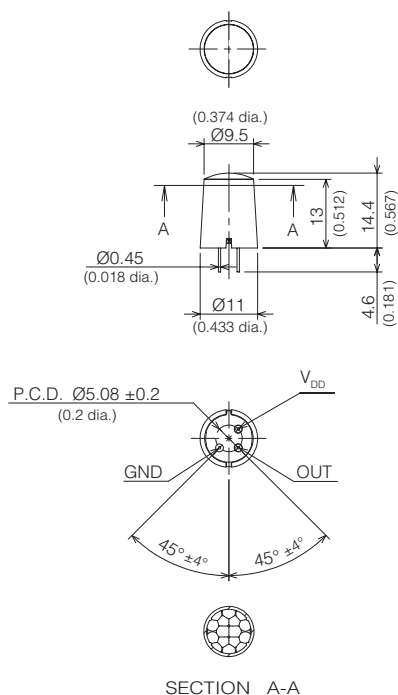


Digital signage

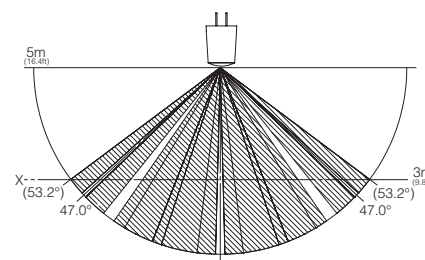


IP cameras

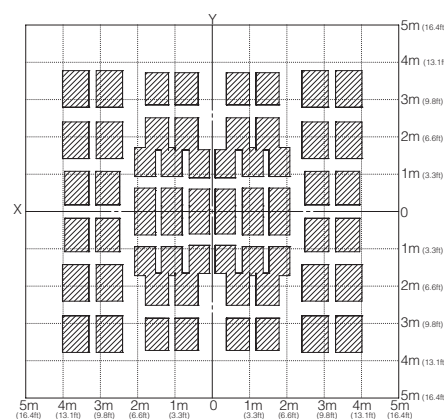
Dimension (in mm, inches in brackets)



Detection area (reference)



X-Y cross section at 3m (9.8ft)



Notes	Standby current consumption	Output type	Threshold sensitivity	White	Black	Pearl White
Economy	6μA	Digital	Standard	EKMB1301811K	EKMB1301812K	EKMB1301813K
	170μA	Digital	Standard	EKMC1601811	EKMC1601812	EKMC1601813
	170μA	Analog	Adjustable	EKMC2601811K	EKMC2601812K	EKMC2601813K
Special	6μA	Digital	High	Please contact us if a higher or a lower sensitivity is required.		
	170μA	Digital	High			
	170μA	Digital	Low			

Notes: The specification shows the X-Y cross section at 3.5m.
Digital Output type: Open-drain
Analog Output type: Op-amp

EKM - Low Profile Type

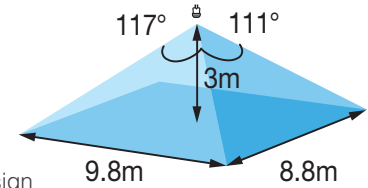


Detection area coverage

Lower height lens design
[14.4mm→10.9mm]

Comparable performance to
PaPIRs standard detection
type lens

Fit with superior product design



Specified detection distance (Note 1)	up to 7m
Typical ceiling installation height (Note 2)	3m
Field of view	117° x 111°
Detection zones	32
Note 1: > $\Delta T \geq 4^{\circ}\text{C}$ > Object speed: 1m/s > Object size: 700 x 250mm > Crossing 2 detection zones	Note 2: The sensitivity of passive infrared sensors is influenced by environmental conditions, so a performance evaluation test under representative conditions is recommended

Further information on electrical characteristics please see page 42

Typical applications



Lighting controls

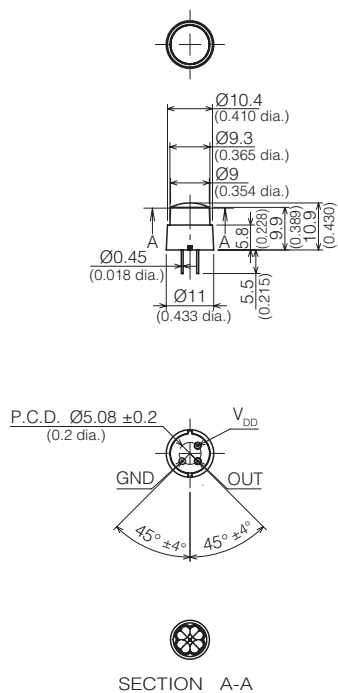


Digital signage

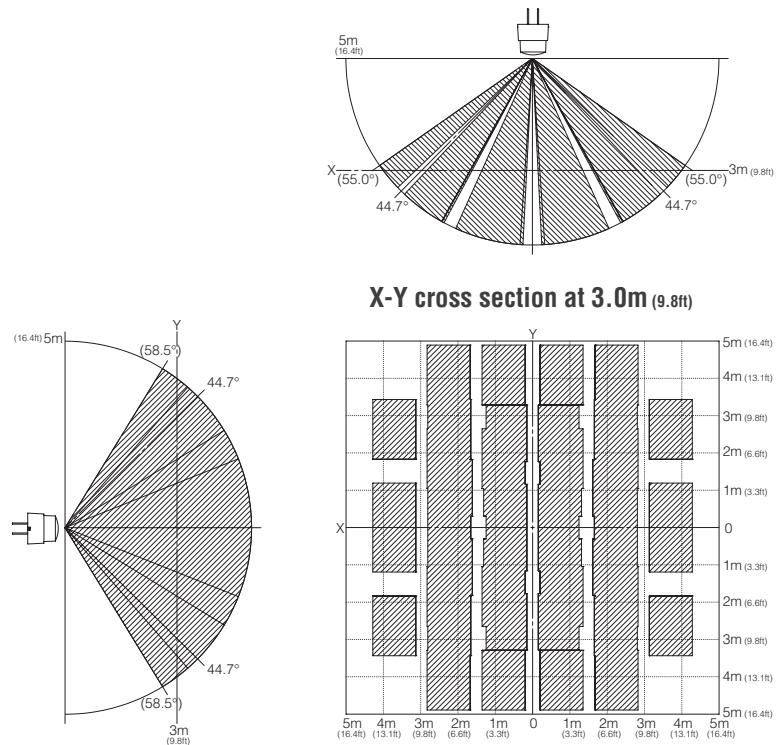


IP cameras

Dimension (in mm, inches in brackets)



Detection area (reference)



Notes	Standby current consumption	Output type	Threshold sensitivity	White	Black	Pearl White
Economy	6μA	Digital	Standard	EKMB1307811K	EKMB1307812K	EKMB1307813K
	170μA	Digital	Standard	EKMC1607811	EKMC1607812	EKMC1607813
	170μA	Analog	Adjustable	EKMC2607811K	EKMC2607812K	EKMC2607813K
Special	6μA	Digital	High	Please contact us if a higher or a lower sensitivity is required.		
	170μA	Digital	High			
	170μA	Digital	Low			

Notes: The specification shows the X-Y cross section at 3.5m.
Digital Output type: Open-drain
Analog Output type: Op-amp

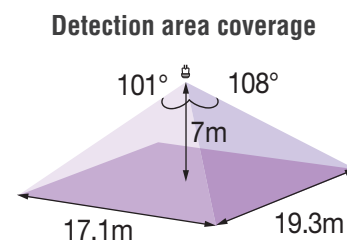
Long Distance Detection Type



Specified detection distance (Note 1)	up to 17m
Typical ceiling installation height (Note 2)	7m
Field of view	108° x 101°
Detection zones	92
Note 1: <ul style="list-style-type: none"> ▷ $\Delta T \geq 4^{\circ}\text{C}$ ▷ Object speed: 1m/s ▷ Object size: 700 x 250mm ▷ Crossing 2 detection zones 	Note 2: The sensitivity of passive infrared sensors is influenced by environmental conditions, so a performance evaluation test under representative conditions is recommended

Further information on electrical characteristics please see page 42

Lens diameter 20.7mm
Wide detection angle and
long distance



Typical applications



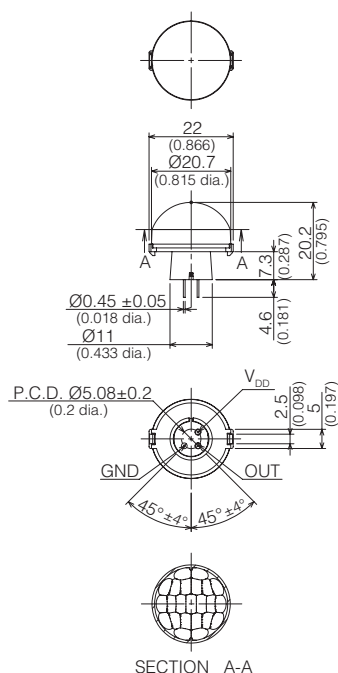
Street lighting



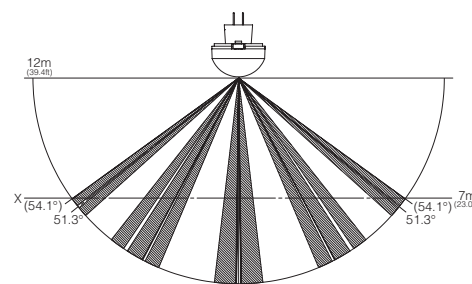
High-bay lighting



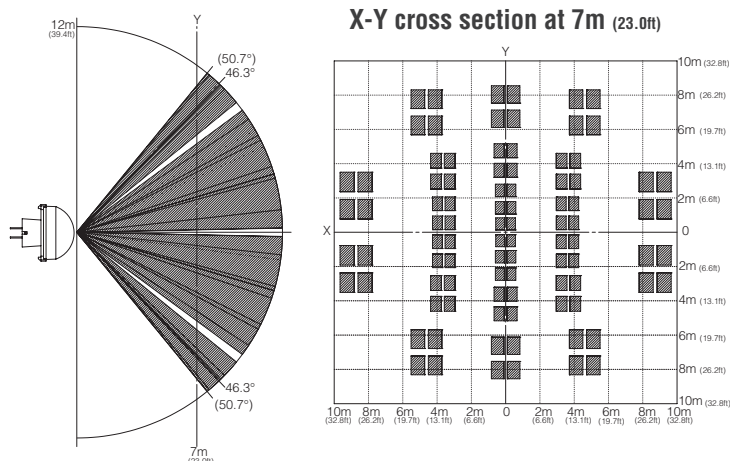
Ceiling air conditioners

Dimension (in mm, inches in brackets)

Detection area (reference)



X-Y cross section at 7m (23.0ft)



Notes	Standby current consumption	Output type	Threshold sensitivity	White	Black	Pearl White
Economy	6μA	Digital	Standard	EKMB1303811K	EKMB1303812K	EKMB1303813K
	170μA	Digital	Standard	EKMC1603811	EKMC1603812	EKMC1603813
	170μA	Analog	Adjustable	EKMC2603811K	EKMC2603812K	EKMC2603813K
Special	6μA	Digital	High	Please contact us if a higher or a lower sensitivity is required.		
	170μA	Digital	High			
	170μA	Digital	Low			

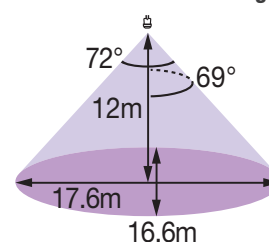
Notes: Digital Output type: Open-drain
Analog Output type: Op-amp

EKM - High Density Long Distance Detection Type



Smallest long range sensor
 Lens diameter 19.3mm
 Additional lip (20.45mm) ready
 for an o-ring

Detection area coverage



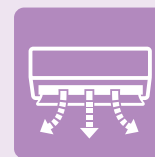
Specified detection distance (Note 1)	17m / 20.5m
Typical ceiling installation height (Note 2)	12m
Field of view	72° x 69°
Detection zones	128
Note 1: > $\Delta T \geq 4^{\circ}\text{C}$ > Object speed: 1m/s > Object size: 700 x 250mm > Crossing 2 detection zones	Note 2: The sensitivity of passive infrared sensors is influenced by environmental conditions, so a performance evaluation test under representative conditions is recommended

Further information on electrical characteristics please see page 42

Typical applications



Lighting controls

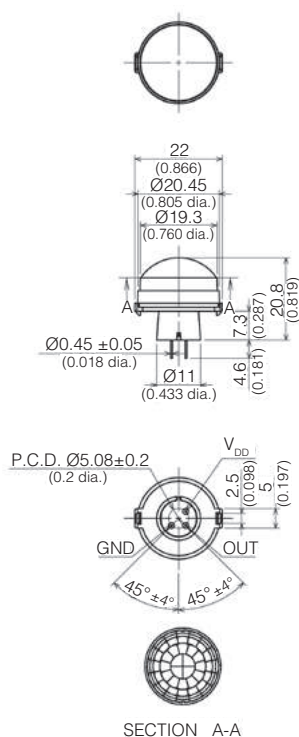


Wall air conditioners

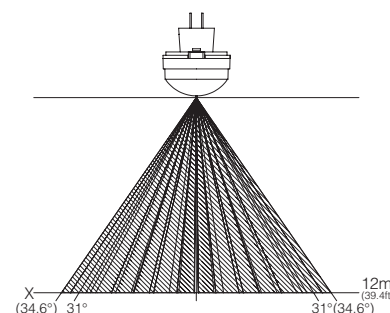


IP cameras

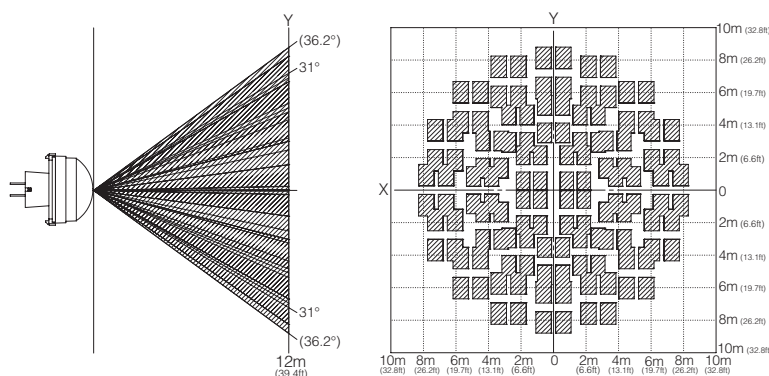
Dimension (in mm, inches in brackets)



Detection area (reference)



X-Y cross section at 12m (39.4ft)



Please contact us if you install at ceiling height 17m

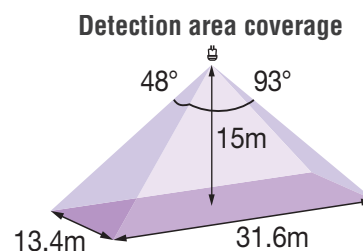
Notes	Standby current consumption	Output type	Threshold sensitivity	White	Black	Pearl White
Economy	6μA	Digital	Standard	EKMB1306811K	EKMB1306812K	EKMB1306813K
	170μA	Digital	Standard	EKMC1606811	EKMC1606812	EKMC1606813
	170μA	Analog	Adjustable	EKMC2606811K	EKMC2606812K	EKMC2606813K
Special	6μA	Digital	High	Please contact us if a higher or a lower sensitivity is required.		
	170μA	Digital	High			
	170μA	Digital	Low			

Notes: Digital Output type: Open-drain
 Analog Output type: Op-amp

EKM - Ultra Wide & Long Distance Detection Type



Smallest aisle high bay sensor (lens Ø32.6mm)
High sensitivity on the aisle entry and exit area
Optimized for radial movement



Specified detection distance (Note 1)	15m / 20m
Typical ceiling installation height (Note 2)	15.0m (Standard sensitivity sensor) *20.0m (High sensitivity sensor)
Field of view	93° x 48°
Detection zones	188
Note 1: <ul style="list-style-type: none"> ΔT ≥ 4°C Object speed: 1m/s Object size: 700 x 250mm Crossing 2 detection zones 	Note 2: The sensitivity of passive infrared sensors is influenced by environmental conditions, so a performance evaluation test under representative conditions is recommended

Further information on electrical characteristics please see page 42

Typical applications



Street lighting

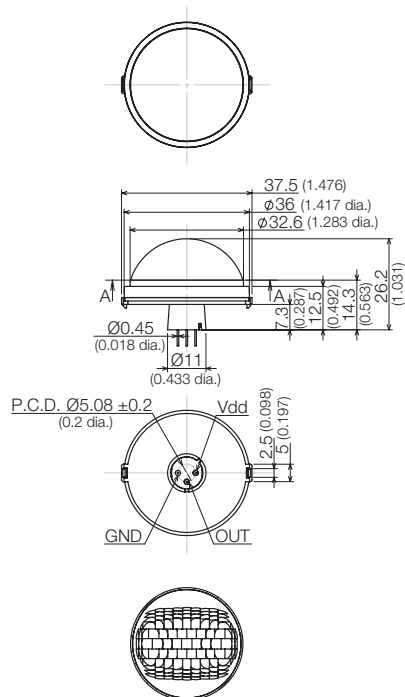


High-bay lighting



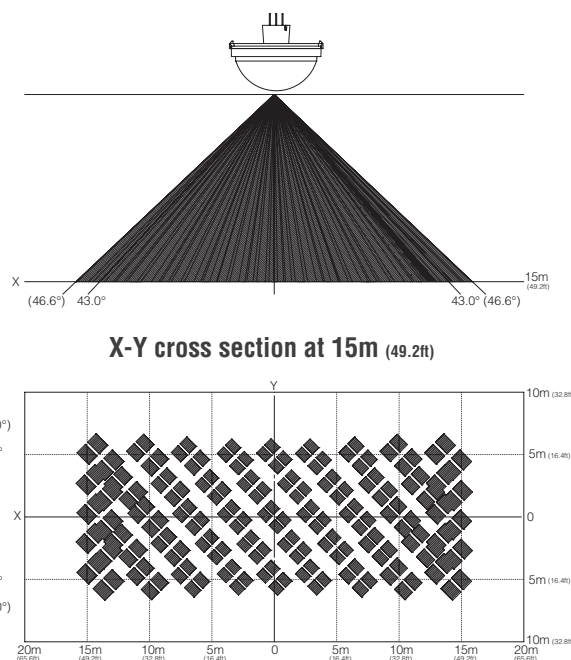
IP cameras

Dimension (in mm, inches in brackets)



SECTION A-A

Detection area (reference)



Please contact us if you install at ceiling height 10m

Notes	Standby current consumption	Output type	Threshold sensitivity	White	Black	Pearl White
Economy	6μA	Digital	Standard	EKMB1311811K	EKMB1311812K	EKMB1311813K
	170μA	Digital	Standard	EKMC1611811	EKMC1611812	EKMC1611813
	170μA	Analog	Adjustable	EKMC2611811K	EKMC2611812K	EKMC2611813K
Special	6μA	Digital	High*	Please contact us if a higher or a lower sensitivity is required.		
	170μA	Digital	High*			
	170μA	Digital	Low			

Notes: High threshold sensitivity types have a lower threshold-to-noise ratio. Please contact us for further details

Digital Output type: Open-drain

Analog Output type: Op-amp

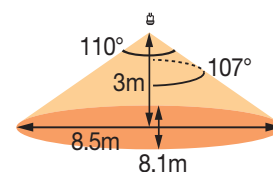
EKM - Ultra Slight Motion Detection Type



Specified detection distance (Note 1)	3.5m ~ 5.7m
Typical ceiling installation height (Note 2)	3.0m
Field of view	110° x 107°
Detection zones	192
Note 1: > $\Delta T \geq 4^{\circ}\text{C}$ > Object speed: 0.5m/s (Slight motion) 1.0m/s (Standard motion) > Object size: 200 x 200mm (Slight motion) 700 x 250mm (Standard motion) > Crossing 1 detection zones	Note 2: The sensitivity of passive infrared sensors is influenced by environmental conditions, so a performance evaluation test under representative conditions is recommended

Further information on electrical characteristics please see page 42

Detection area coverage



Optimized for the detection of smallest movements and objects

Extremely small lens: 14mm diameter

Same mechanical dimensions like the Wide Detection Type

Typical applications



Lighting controls

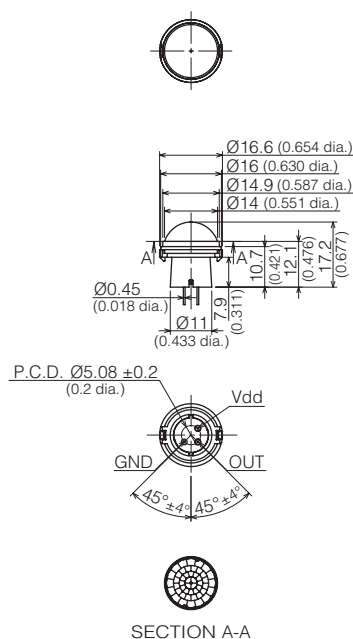


Wall air conditioners

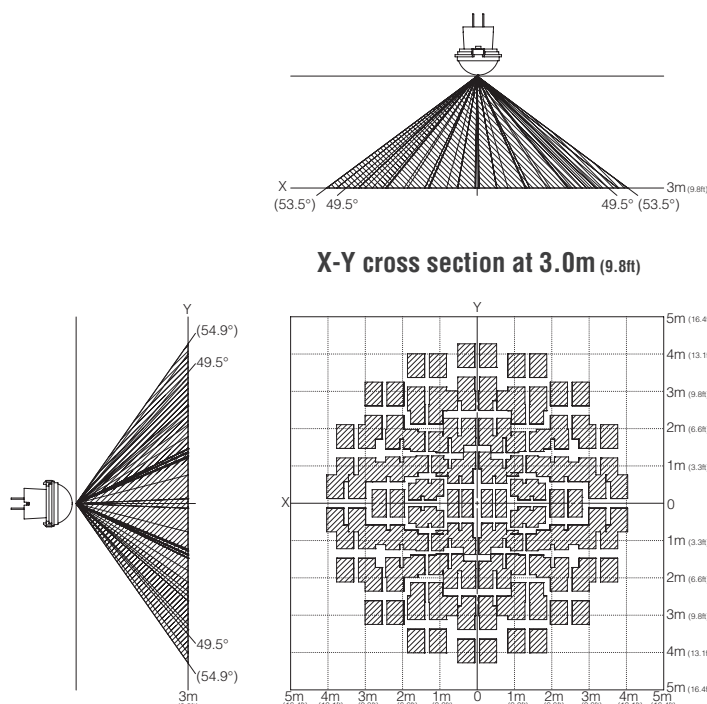


IP cameras

Dimension (in mm, inches in brackets)



Detection area (reference)



Notes	Standby current consumption	Output type	Threshold sensitivity	White	Black	Pearl White
Economy	6μA	Digital	Standard	EKMB1309811K	EKMB1309812K	EKMB1309813K
	170μA	Digital	Standard	EKMC1609811	EKMC1609812	EKMC1609813
	170μA	Analog	Adjustable	EKMC2609811K	EKMC2609812K	EKMC2609813K
Special	6μA	Digital	High	Please contact us if a higher or a lower sensitivity is required.		
	170μA	Digital	High			
	170μA	Digital	Low			

Notes: The specification shows the X-Y cross section at 3.5m.

Digital Output type: Open-drain

Analog Output type: Op-amp

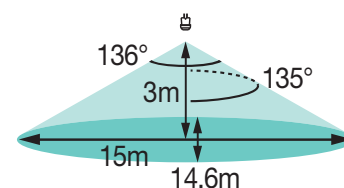
EKM - Flat wide detection type



Specified detection distance (Note 1)	2.5m ~ 5.9m
Typical ceiling installation height (Note 2)	3.0m
Field of view	136° x 135°
Detection zones	416
Note 1: > $\Delta T \geq 4^{\circ}\text{C}$ > Object speed: 1.0m/s > Object size: 700 x 250mm > Crossing 2 detection zones	Note 2: The sensitivity of passive infrared sensors is influenced by environmental conditions, so a performance evaluation test under representative conditions is recommended


Further information on electrical characteristics please see page 42

Detection area coverage



Featuring both wide-angle coverage and high-density in a single lens.
The flat-top lens makes the customer's product look better.

Typical applications



Street lighting

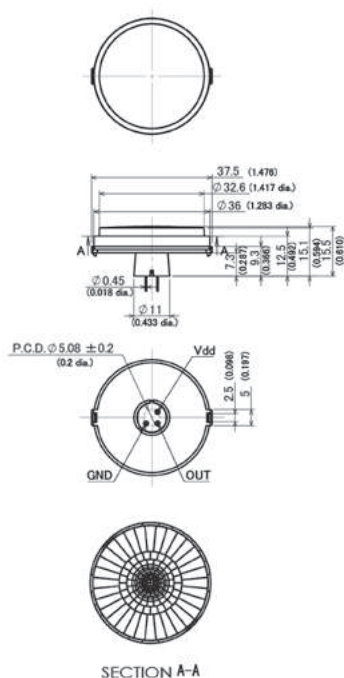


High-bay lighting

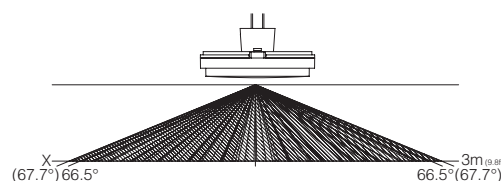


IP cameras

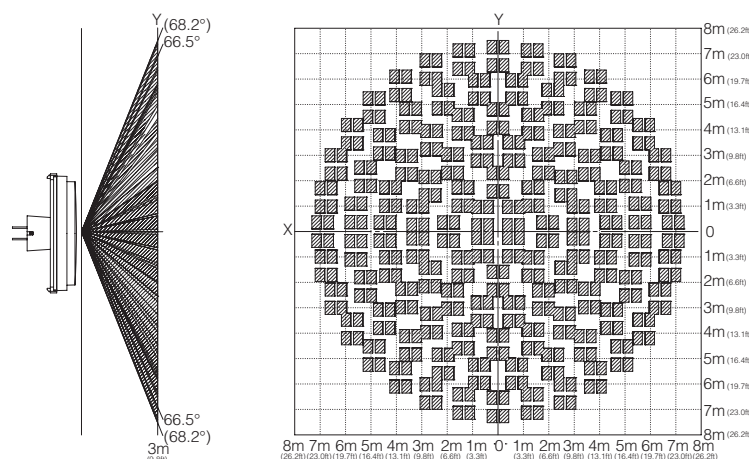
Dimension (in mm, inches in brackets)



Detection area (reference)



X-Y cross section at 3.0m (9.8ft)



Notes	Standby current consumption	Output type	Threshold sensitivity	White	Black	Pearl White
Economy	6μA	Digital	Standard	EKMB1312811K	EKMB1312812K	EKMB1312813K
	170μA	Digital	Standard	EKMC1612811	EKMC1612812	EKMC1612813
	170μA	Analog	Adjustable	EKMC2612811K	EKMC2612812K	EKMC2612813K
Special	6μA	Digital	High	Please contact us if a higher or a lower sensitivity is required.		
	170μA	Digital	High			
	170μA	Digital	Low			

Notes: The specification shows the X-Y cross section at 2.5m.
Digital Output type: Open-drain
Analog Output type: Op-amp

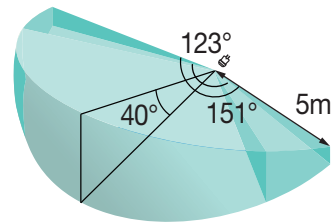
EKM - Horizontally Wide Detection Type



World's first PIR with "Approach Sensing" technology

Panasonic presents the world's first PIR sensor in the shape of a hammerhead with a special optic, which is more sensitive to radial motion.

Detection area coverage



Specified detection distance (Note 1 & 2)	up to 5m
Field of view area A	123° x 40°
Field of view area B	151° x 41°
Detection zones area A	88
Detection zones area B	16
Note 1: <ul style="list-style-type: none"> ΔT ≥ 4°C (Area A) ΔT ≥ 8°C (Area B) Object speed: 1m/s Object size: 700 x 250mm Crossing 2 detection zones 	Note 2: The sensitivity of passive infrared sensors is influenced by environmental conditions, so a performance evaluation test under representative conditions is recommended

Further information on electrical characteristics please see page 42

Typical applications



Digital signage

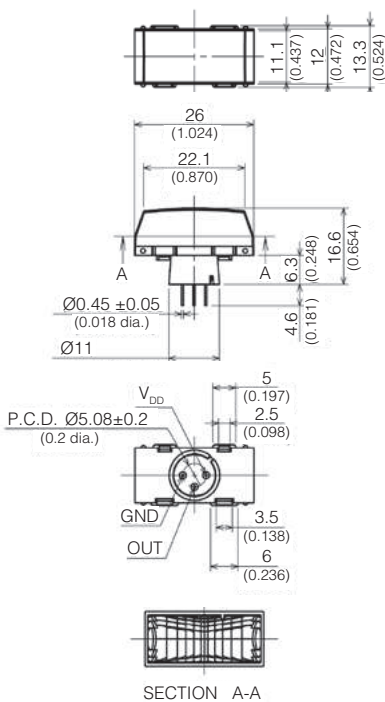


Thermostats

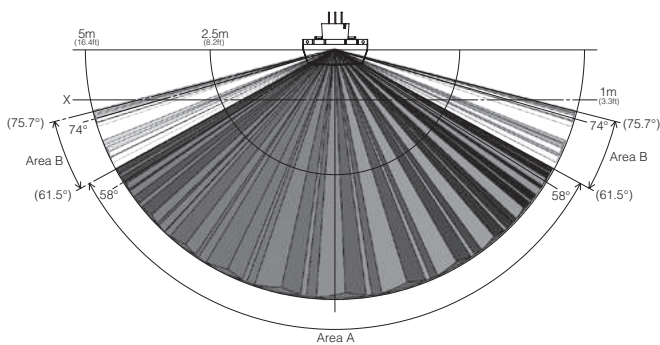


Base lighting

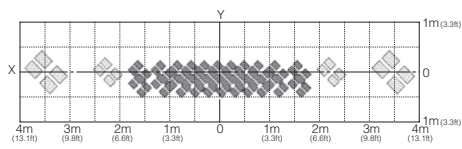
Dimension (in mm, inches in brackets)



Detection area (reference)



X-Y cross section at 1m (3.3ft)



Notes	Standby current consumption	Output type	Threshold sensitivity	White	Black	Pearl White
Economy	6μA	Digital	Standard	EKMB1305811K	EKMB1305812K	EKMB1305813K
	170μA	Digital	Standard	EKMC1605811	EKMC1605812	EKMC1605813
	170μA	Analog	Adjustable	EKMC2605811K	EKMC2605812K	EKMC2605813K
Special	6μA	Digital	High	Please contact us if a higher or a lower sensitivity is required.		
	170μA	Digital	High			
	170μA	Digital	Low			

Notes: Digital Output type: Open-drain
Analog Output type: Op-amp

EKM - Wide Detection Type

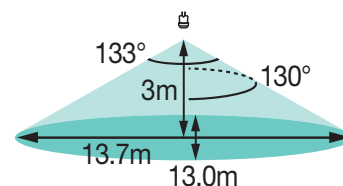


Specified detection distance (Note 1)	3.5m ~ 8.2m
Typical ceiling installation height (Note 2)	3.0m
Field of view	133° x 130°
Detection zones	208
Note 1: > $\Delta T \geq 4^{\circ}\text{C}$ > Object speed: 1.0m/s > Object size: 700 x 250mm > Crossing 2 detection zones	Note 2: The sensitivity of passive infrared sensors is influenced by environmental conditions, so a performance evaluation test under representative conditions is recommended

Further information on electrical characteristics please see page 42

Detection area coverage

Large detection area: $\phi 12.9\text{m}$
 (@3m installation height)
 Lens diameter: 14mm



Typical applications



Lighting controls

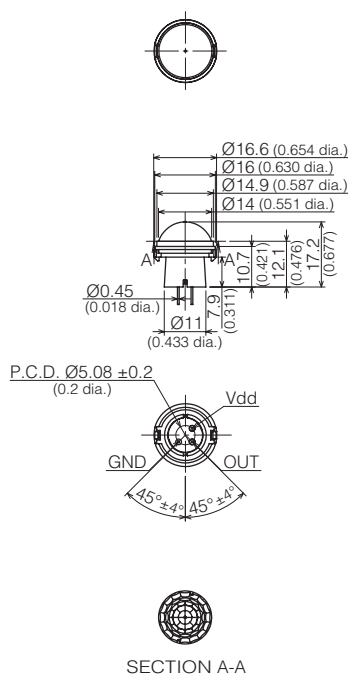


Wall air conditioners

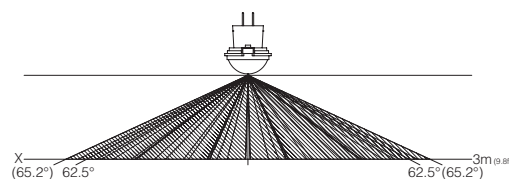


IP cameras

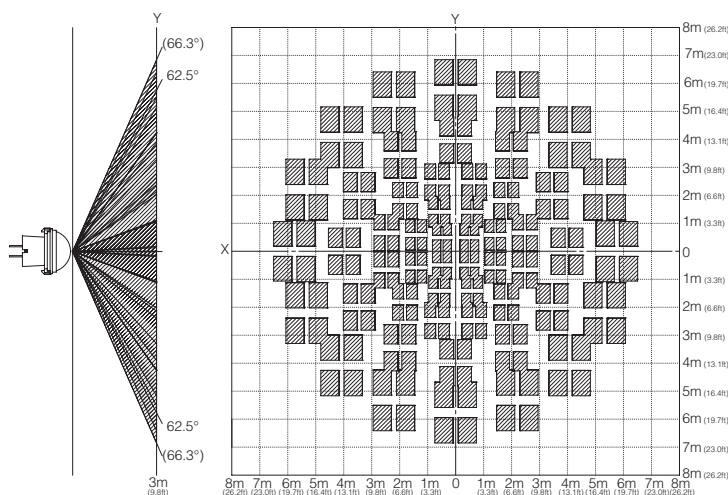
Dimension (in mm, inches in brackets)



Detection area (reference)



X-Y cross section at 3.0m (9.8ft)



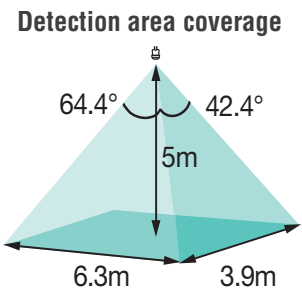
Notes	Standby current consumption	Output type	Threshold sensitivity	White	Black	Pearl White
Economy	6 μA	Digital	Standard	EKMB1308811K	EKMB1308812K	EKMB1308813K
	170 μA	Digital	Standard	EKMC1608811	EKMC1608812	EKMC1608813
	170 μA	Analog	Adjustable	EKMC2608811K	EKMC2608812K	EKMC2608813K
Special	6 μA	Digital	High	Please contact us if a higher or a lower sensitivity is required.		
	170 μA	Digital	High			
	170 μA	Digital	Low			

Notes: The specification shows the X-Y cross section at 3.5m.
 Digital Output type: Open-drain
 Analog Output type: Op-amp

Spot Detection Type



Flat lens
Lens diameter 8.9mm
Narrow field of view



Specified detection distance (Note 1)	up to 7m - 7.8m
Typical ceiling installation height (Note 2)	5m
Field of view	64.4° x 42.4°
Detection zones	24
Note 1: <ul style="list-style-type: none"> ΔT ≥ 4°C Object speed: 1m/s Object size: 700 x 250mm Crossing 2 detection zones 	Note 2: The sensitivity of passive infrared sensors is influenced by environmental conditions, so a performance evaluation test under representative conditions is recommended

Further information on electrical characteristics please see page 42

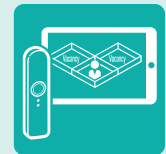
Typical applications



Digital signage

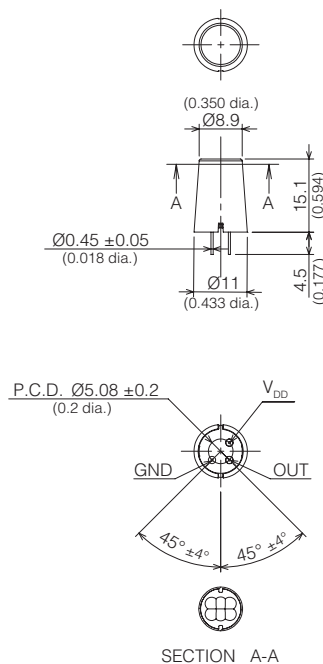


Sterilization stand

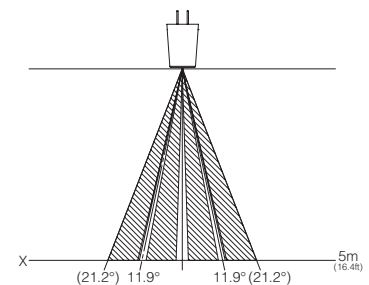


Hot desking

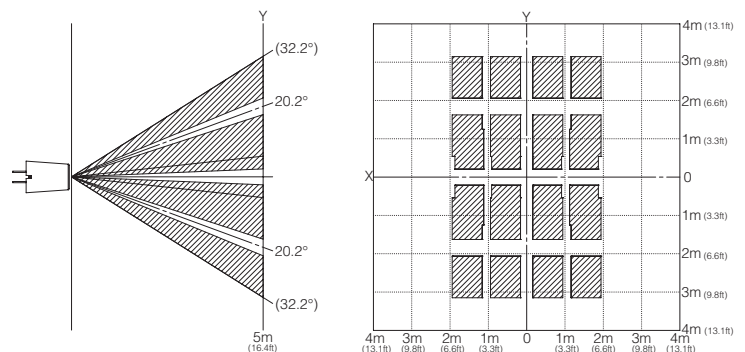
Dimension (in mm, inches in brackets)



Detection area (reference)



X-Y cross section at 5.0m (16.4ft)



Standby current consumption	Output type	Threshold sensitivity	White	Black
6μA	Digital	Standard	EKMB1374811K	EKMB1374812K
170μA	Digital	Standard	EKMC1674811	EKMC1674812
170μA	Analog	Adjustable	EKMC2674811K	EKMC2674812K
6μA	Digital	High	Please contact us if a higher or a lower sensitivity is required.	
170μA	Digital	High		
170μA	Digital	Low		

Notes: The specification shows the X-Y cross section at 7m.
Digital Output type: Open-drain
Analog Output type: Op-amp

EKM - Characteristics

EKM - Maximum rated values

Items	EKMB series	EKMC series
Power supply voltage	-0.3 to 4.5VDC	-0.3 to 7VDC
Ambient temperature	-20 to 60°C -20 to 55°C (high sensitivity type) (no frost, no condensation)	
Storage temperature	-20 to 70°C	

EKM - Electrical characteristics (digital output types)

Items	Symbol		EKMB11□ series (1μA)	EKMB12□ series (2μA)	EKMB13□K series (6μA)	EKMC16□ series (170μA)	Conditions
Operating voltage	V_{DD}	Max	4.0VDC			6.0VDC	-
		Min	2.3VDC			3.0VDC	
Current consumption (in standby/sleep mode) Note 1	I_w	Ave	1μA	2μA	6μA	170μA	Ambient temperature: 25°C $I_{OUT} = 0A$ EKMB series: $V_{DD} = 3VDC$ EKMC series: $V_{DD} = 5VDC$
Output current (during detection period) Note 2	I_{OUT}	Max	100μA				Ambient temperature: 25°C $V_{OUT} \geq V_{DD} - 0.5VDC$
Output voltage (during detection period)	V_{OUT}	Min	$V_{DD} - 0.5V$				Ambient temperature: 25°C
Circuit stability time (when voltage is applied)	t_{WU}	Ave	25 seconds		-	-	Ambient temperature: 25°C $I_{OUT} = 0A$ EKMB series: $V_{DD} = 3VDC$ EKMC series: $V_{DD} = 5VDC$
		Max	210 seconds		10 seconds	30 seconds	

Note 1: The total current consumption during detection is the current consumption in standby mode (I_w) plus the output current (I_{OUT}). For the 1μA type the average current consumption (I_w) is 1μA in sleep mode and 1.9μA in standby mode. Please also refer to the timing charts on the next page.

Note 2: Please select an output resistor (pull-down concept) in accordance with V_{OUT} so that the output current is maximum 100μA.

EKM - Electrical characteristics (analog output types)

Items	Symbol	EKMC26□K series		Remarks
Operating voltage	V_{DD}	Max	5.5V	-
		Min	3.0V	
Current consumption (in standby mode) Note 1	I_w	Ave	170μA	Ambient temperature = 25°C $I_{OUT} = 0A$
		Max	350μA	
Output current (during detection period) Note 2	I_{OUT}	Max	200μA	-
Analog output saturated voltage	V_H	High	Min. 1.9V	-
	V_L	Low	Max. 0.2V	-
Output offset voltage (at non detection) Note 3	V_{OFF}	Max	1.2V	Ambient temperature: 25°C Steady output voltage at non detection
		Ave	1.1V	
		Min	1.0V	
Steady noise	V_N	Max	150mV _{PP}	-
		Ave	80mV _{PP}	
Circuit stability time (after applying voltage)	t_{WU}	Max	30 seconds	Ambient temperature: 25°C $I_{OUT} = 0A$

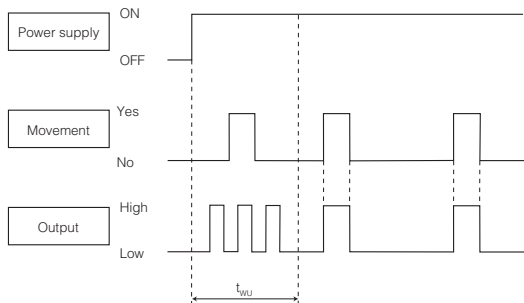
Note 1: The total current consumption during detection is the current consumption in standby mode (I_w) plus the output current (I_{OUT}).

Note 2: The output offset voltage has a certain tolerance. Please assure to measure the offset voltage before setting the upper and lower threshold values. Otherwise the threshold window could be unsymmetrical relative to the offset voltage.

Note 3: The internal circuit threshold of the EKMC16 series corresponds to output offset voltage (V_{OS}) ±0.22V.
The threshold of the EKMC46 series corresponds to half of this.

Timing chart

2 μ A / 6 μ A / 170 μ A type (digital output)

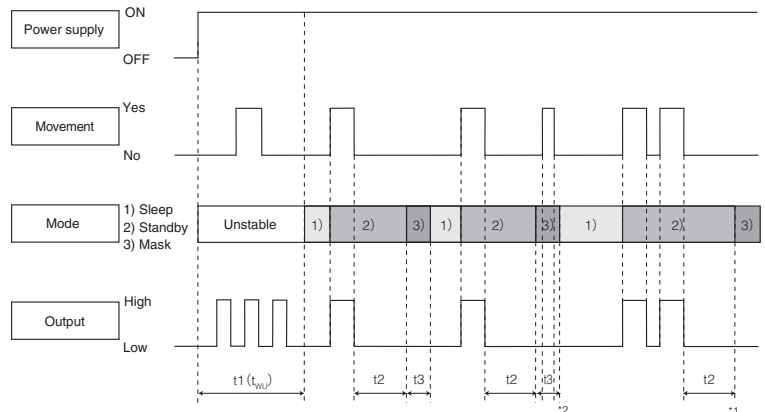


Explanation of the timing

t_{wu} Circuit stability time: about 25 seconds (typ.) for 2 μ A type, max. 10 seconds for 6 μ A type, max. 30 seconds for 170 μ A type.

While the circuitry is stabilizing after the power is turned on, the sensor output is not fixed in the High or Low state. This is true regardless of whether or not the sensor has detected anything.

1 μ A type (digital output)



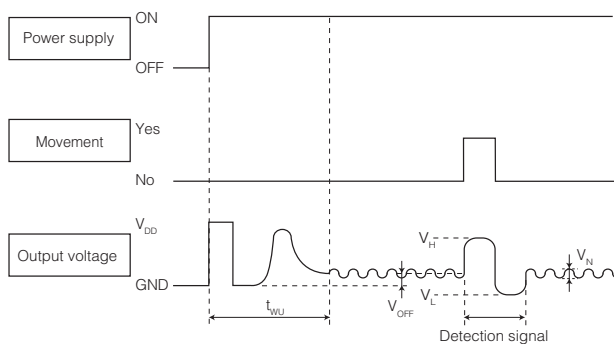
Explanation of modes

- 1) Sleep mode: When the output is Low. The electrical current consumption is around 1 μ A
- 2) Standby mode: After the sensor's output has reached High status, the sensor switches to standby mode. The electrical current consumption gets close to 1.9 μ A. When the sensor's output returns to its Low value after the "hold time" has expired, the sensor switches again to sleep mode.
- 3) Mask mode: Time during which the output is forced to Low status after the end of the standby mode. (No detection is possible during this period.)

Explanation of the timing

- t1) (t_{wu}) Circuit stability time: about 25 seconds (typ.)
While the circuitry is stabilizing after the power is turned on, the sensor output is not fixed in the High or Low state. This is true regardless of whether or not the sensor has detected anything.
- t2) Standby hold time: About 2.6 seconds (typ.) after the last detection of a signal. (*1)
- t3) Mask time: About 1.3 seconds (typ.) During this stage, even if the sensor detects something, the output will not switch to High. (*2)

170 μ A type (analog output)



Explanation of the timing

t_{wu} Circuit stability time: max. 30 seconds

While the circuitry is stabilizing after the power is turned on, the sensor output is not fixed. This is true regardless of whether or not the sensor has detected anything.

AMN - Characteristics

AMN - Maximum rated values (digital output types)

Items	Value
Power supply voltage	-0.3 to 7VDC
Ambient temperature	-20 to +60°C (no frost, no condensation)
Storage temperature	-20 to +70°C

AMN - Electrical characteristics (digital output types)

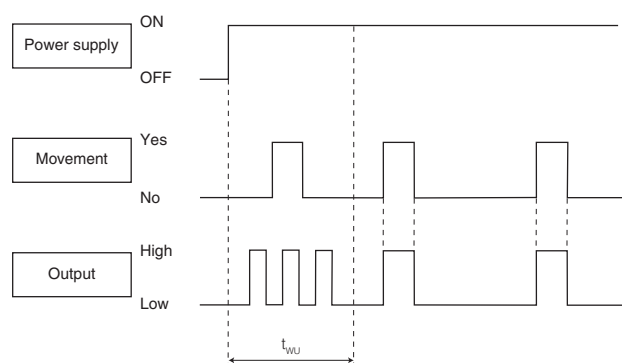
Items	Symbol	AMN3* series		Conditions
Operating voltage	V_{DD}	Max	6.0VDC	—
		Min	3.0VDC	
Current consumption (in standby mode) Note 1	I_W	Ave	170μA	Ambient temperature: 25°C $I_{OUT} = 0A$ $V_{DD} = 5VDC$
Output current (during detection) Note 2	I_{OUT}	Max	100μA	Ambient temperature: 25°C $V_{OUT} \geq V_{DD} - 0.5VDC$
Output voltage (during detection)	V_{OUT}	Min	$V_{DD} - 0.5V$	Ambient temperature: 25°C
Circuit stability time (when voltage is applied) Note 3	t_{WU}	Max	30 seconds	Ambient temperature: 25°C $I_{OUT} = 0A$ $V_{DD} = 5VDC$

Note 1: The total current consumption is equal to the current consumption in standby mode (I_W) plus the output current (I_{OUT}).

Note 2: Please select an output resistor (pull-down concept) in accordance with V_{OUT} so that the output current is maximum 100μA. If the output current is more than 100μA, this may cause false alarms.

Note 3: The sensor temperature has to be constant for the time specified.

Digital output



Explanation of the timing

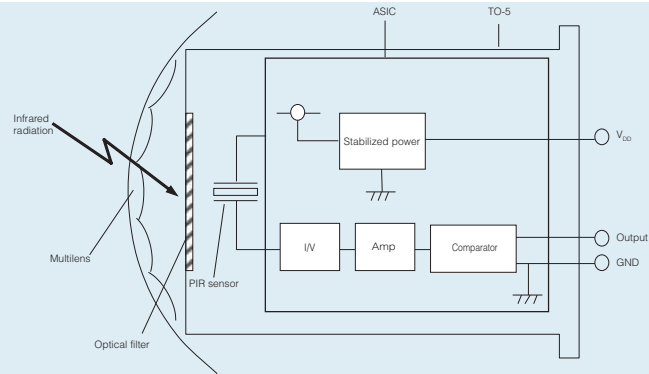
t_{WU} Circuit stability time: max. 30 seconds

While the circuitry is stabilizing after the power is turned on, the sensor output is not fixed in the High or Low state. This is true regardless of whether or not the sensor has detected anything.

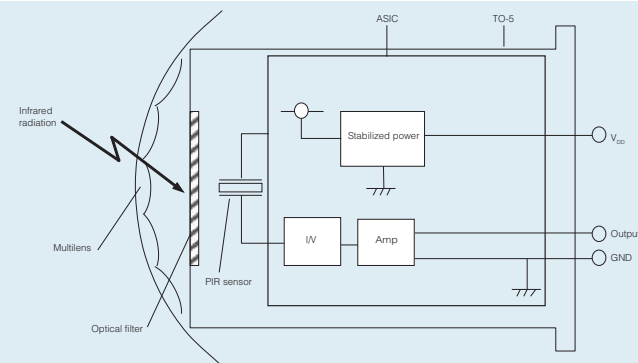
Technical information

Block diagram output circuit

Digital output with integrated amplifier and comparator

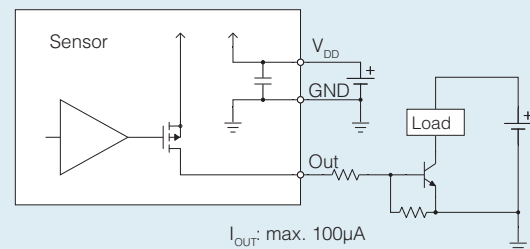
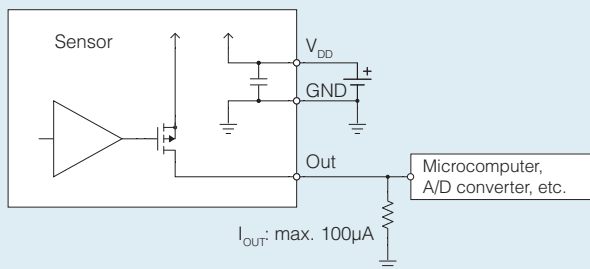


Analog output with integrated amplifier

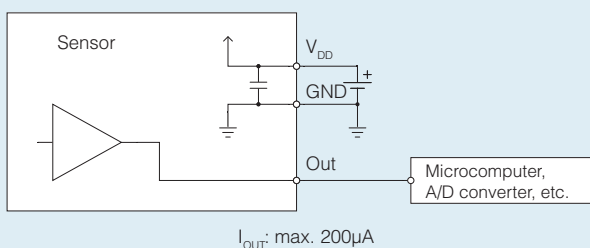


Wiring diagram

Digital output



Analog output



Notes: Digital output types:

The output signal for the digital output type is from inside FET drain, therefore pull-down resistors are necessary. Please select an output resistor (pull-down concept) in accordance with V_{OUT} so that the output current is maximum 100µA. If the output current is more than 100µA, this may cause false alarms.

If the microcomputer has a pull-down function, there is no need for a resistor as long as the output current does not exceed 100µA.

Analog output types (EKM26 series):

In either case, a microcomputer or a resistor needs to be chosen in accordance with V_{OUT} so that the output current is maximum 200µA.

Cautions for use

Basic principles

PaPIRs are pyroelectric infrared sensors that detect variations in infrared rays.

However, detection may not be successful in the following cases: lack of movement or no temperature change in the heat source. They could also detect the presence of heat sources other than a human body. Efficiency and reliability of the system may vary depending on the actual operating conditions:

- 1) Detecting heat sources other than the human body, such as:
 - a) small animals entering the detection area
 - b) When a heat source, for example sun light, incandescent lamp, car headlights etc., or strong light beam hit the sensor regardless whether the detection area is inside or outside.
 - c) Sudden temperature change inside or around the detection area caused by hot or cold wind from HVAC, or vapor from a humidifier, etc.
- 2) Difficulty in sensing the heat source
 - a) Glass, acrylic or similar materials standing between the target and the sensor may not allow a correct transmission of infrared rays.
 - b) Non-movement or quick movements of the heat source inside the detection area.
- 3) Expansion of the detection area
In case of a considerable difference in the ambient temperature and the human body temperature, the detection area may be larger than the configured detection area.
- 4) Malfunction / Detection error
On rare occasions, an erroneous detection signal may be output due to the nature of pyroelectric element. When the application cannot tolerate erroneous detection signals, take countermeasures by introducing a pulse-count circuit, etc.
- 5) Detection distance
Panasonic's PIR Motion sensors state the detection distance in the specifications because they are usually provided with the lens (please refer to item 6 for lensless types). The PIR Motion sensor could detect variations in infrared rays however such variations are decided by following three factors.
 - The temperature difference between the target and the surroundings:
The larger the temperature difference, the easier it is to detect targets.
 - Movement speed: If the target is moving at a slower or faster speed than specified in the tables, the detection ability may be lower.
 - Target size: The human body is the standard. If the target is smaller or larger than specified in the table, the detection ability may be lower.
 The detection distance explained in our data sheet is defined by the three factors mentioned above. Panasonic's standard for the temperature difference between the target and the surrounding is defined as 4°C. The larger the temperature difference, the longer the detection distance. If the temperature difference is 8°C, which is twice as much as the standard, the detection distance will be approx. 1.4 times longer than the distance at 4°C. For example, if targets at a distance of 5m can be detected at 4°C, then the sensor can detect targets at a distance of 7m at 8°C. (This is based on the theory that the detection sensitivity will vary inversely with the square of the distance.)
- 6) Lensless Type
The lensless type cannot detect any targets because it is not possible to focus infrared variations into the sensor chip. It is not possible to determine the detection distance and the field of view without a lens. Please provide your own lens based on your lens design concept.
- 7) Lens material and the plate setting in front of the lens
Typically, the only material that can be passed by infrared rays is Polyethylene. (The lens material of Panasonic's PIR Motion sensors is "High density polyethylene, HDPE".) When you need to set a plate in front of the lens, please choose one made from the Polyethylene. Please note the thickness or color of the plate will affect the detection ability, e.g. it may make the detection distance shorter. Therefore, please confirm by testing the sensor with the plate under realistic conditions.

Cautions

- 1) Refer to the newest specification regarding optimal operating environment conditions.
- 2) Do not solder with a soldering iron above 350°C (662°F) or for more than 3 seconds.
This sensor should be hand-soldered.
- 3) To maintain stability of the product, always mount it on a printed circuit board.
- 4) Do not use liquids to wash the sensor. If washing fluid gets into the lens, it can reduce the performance.
- 5) Do not use a sensor after it has fallen on the ground.
- 6) The sensor may be damaged by ± 200 volts of static electricity.
Avoid direct hand contact with the pins and be very careful when operating the product.
- 7) When wiring the product, always use shielded cables and minimize the wiring length to prevent noise disturbances.
- 8) The inner circuit board can be destroyed by a voltage surge.
The use of surge absorption elements is highly recommended.
Surge resistance: below the power supply voltage value indicated in the section on maximum rated values.
- 9) Please use a stabilized power supply. Noise from the power supply can cause operating errors.
Noise resistance: max. $\pm 20V$ (square waves with a width of 50ns or 1 μ s)
To reduce the effect of noise from the power supply, install a capacitor on the sensor's power supply pin.
- 10) Operation errors can be caused by noise from static electricity, lightnings, cell phones, amateur radio, broadcasting offices, etc
- 11) The detection performance can be reduced by dirt on the lens, please be careful.
- 12) The lens is made of soft materials (Polyethylene).
Please avoid adding weight or impacts that may change its shape, causing operation errors or reduced performance.
- 13) The specified temperature and humidity levels are suggested to prolong usage. However, they do not guarantee durability or environmental resistance.
Generally, high temperatures or high humidity levels will accelerate the deterioration of electrical components. Please consider both the planned usage and environment to determine the expected reliability and length of life of the product.
- 14) Do not attempt to clean this product with detergents or solvents such as benzene or alcohol, as these can cause shape or color alterations.
- 15) Avoid storage in high, low temperature or liquid environments.
Also, avoid storage in environments containing corrosive gas, dust, salty air etc.
Adverse conditions may cause performance deterioration and the sensor's main part or the metallic connectors could be damaged.
- 16) Storage conditions
Temperature: +5 to +40°C, humidity: 30 to 75%
Please use within 1 year after delivery.

Safety precautions

Obey the following precautions to prevent injury or accidents.

- 1) Do not use these sensors under any circumstance in which the range of their ratings, environment conditions or other specifications are exceeded. Using the sensors in any way which causes their specifications to be exceeded may generate abnormally high levels of heat, emit smoke, etc., resulting in damage to the circuitry and possibly causing an accident.
- 2) Our company is committed to making products of the highest quality and reliability. Nevertheless, all electrical components are subject to natural deterioration, and durability of a product will depend on the operating environment and conditions of use. Continued use after such deterioration could lead to overheating, smoke or fire. Always use the product in conjunction with proper fire-prevention, safety and maintenance measures to avoid accidents, reduction in product life expectancy or break-down.
- 3) Before connecting, check the pin layout by referring to the connector wiring diagram, specifications diagram, etc., to verify that the connector is connected properly. Mistakes made in connection may cause unforeseen problems in operation, generate abnormally high levels of heat, emit smoke, etc., resulting in damage to the circuitry.
- 4) Do not use any motion sensor which has been disassembled or remodeled.
- 5) Failure modes of sensors include short-circuiting, open-circuiting and temperature rises. If this sensor is to be used in equipment where safety is a prime consideration, examine the possible effects of these failures on the equipment concerned, and ensure safety by providing protection circuits or protection devices.
Example : Safety equipment and devices, traffic signals, burglar and disaster prevention devices, controlling and safety device for trains and motor vehicles

Global Network

Europe

Headquarters	Panasonic Industry Europe GmbH
Austria	Panasonic Industry Austria GmbH
The Netherlands	Panasonic Industry Benelux B.V.
Czech Republic	Panasonic Industry Europe GmbH
France	Panasonic Industry Europe GmbH Panasonic Electric Works Sales Western Europe B.V.
Germany	Panasonic Industry Europe GmbH
Hungary	Panasonic Industry Europe GmbH
Ireland	Panasonic Industry UK Ltd
Italy	Panasonic Industry Italia srl
Nordic Countries	Panasonic Industry Europe GmbH
Poland	Panasonic Industry Poland sp. z o.o.
Spain	Panasonic Industry Europe GmbH
Switzerland	Panasonic Industry Europe GmbH
United Kingdom	Panasonic Industry Europe GmbH Panasonic Industry United Kingdom Ltd.

The Americas

United States	
(Headquarters in NJ)	Panasonic Industrial Devices Sales Company of America
Canada	Panasonic Canada Inc
Brazil	Panasonic Do Brasil Limitada

East Asia

China	Panasonic Industry (China) Co., Ltd.
Hong Kong	Panasonic Industrial Devices Sales (Hong Kong) Co., Ltd.
Taiwan	Panasonic Industrial Devices Sales Taiwan Co., Ltd.
Korea	Panasonic Industrial Devices Sales Korea Co., Ltd.
Japan	Panasonic Industry Co., Ltd.

Asia-Pacific

Singapore	Panasonic Industry Sales Asia Pacific
Thailand	Panasonic Industrial Devices Sales (Thailand) Co., Ltd.

Panasonic Corporation

Electric Works Company

Electrical Construction Materials Business Unit

- Address: 1048, Kadoma, Kadoma-shi
Osaka 571-8686, Japan
- Web: <https://industrial.panasonic.com/ww/products/pt/papirs>
(PIR Motion Sensor PaPIRs)

202508-4ZT



Panasonic®

All Rights Reserved © 2025 COPYRIGHT Panasonic Corporation
Specifications are subject to change without notice.