

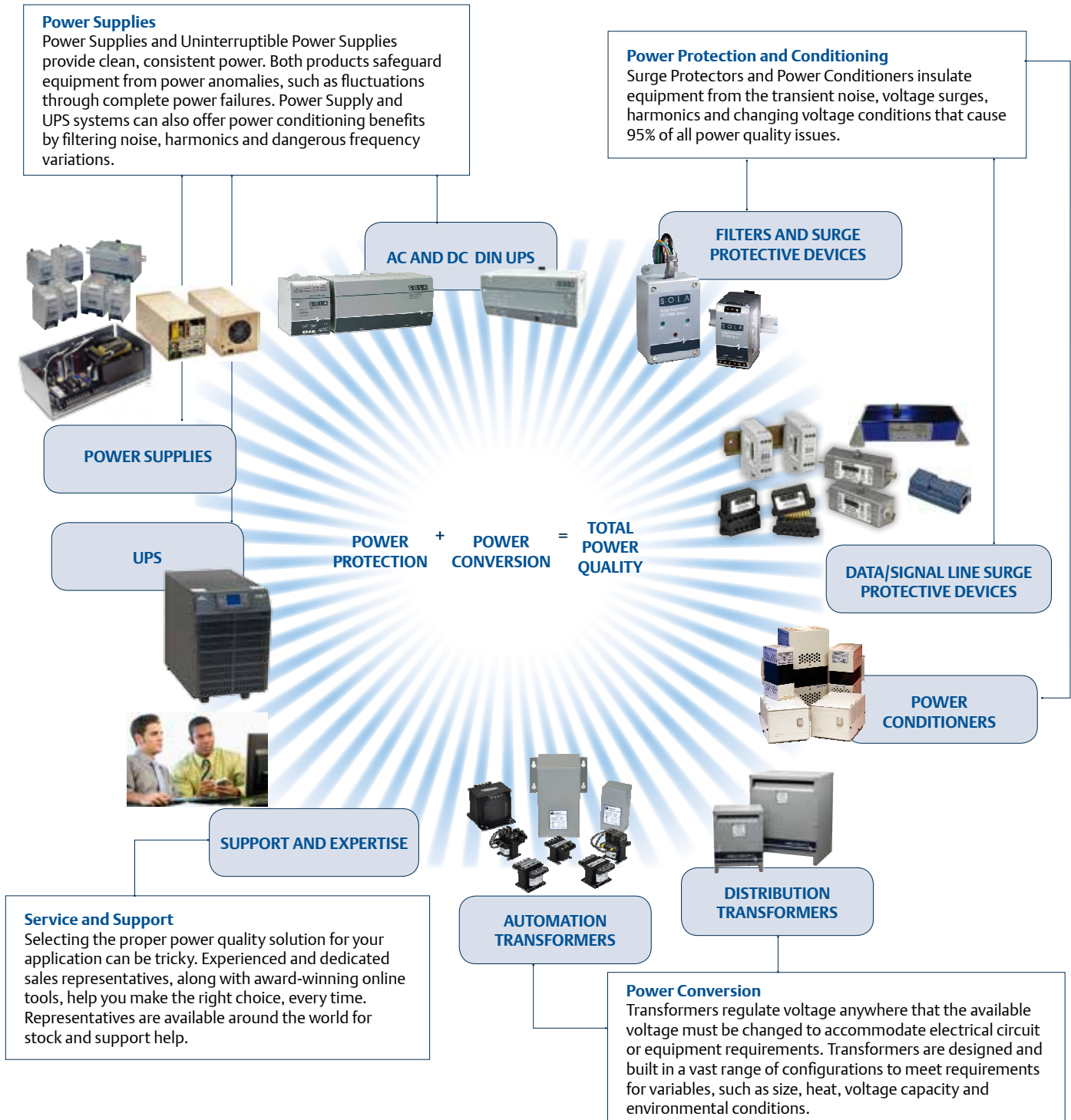


POWER QUALITY GUIDEBOOK

INTRODUCTION

SolaHD draws upon nearly 100 years of global experience in developing innovative solutions to optimize operational performance, improve efficiencies, preserve data and increase equipment longevity. Our comprehensive line of products stretch from entrances to load points to communications networks throughout facilities, making our total power quality solutions indispensable to today's industries.

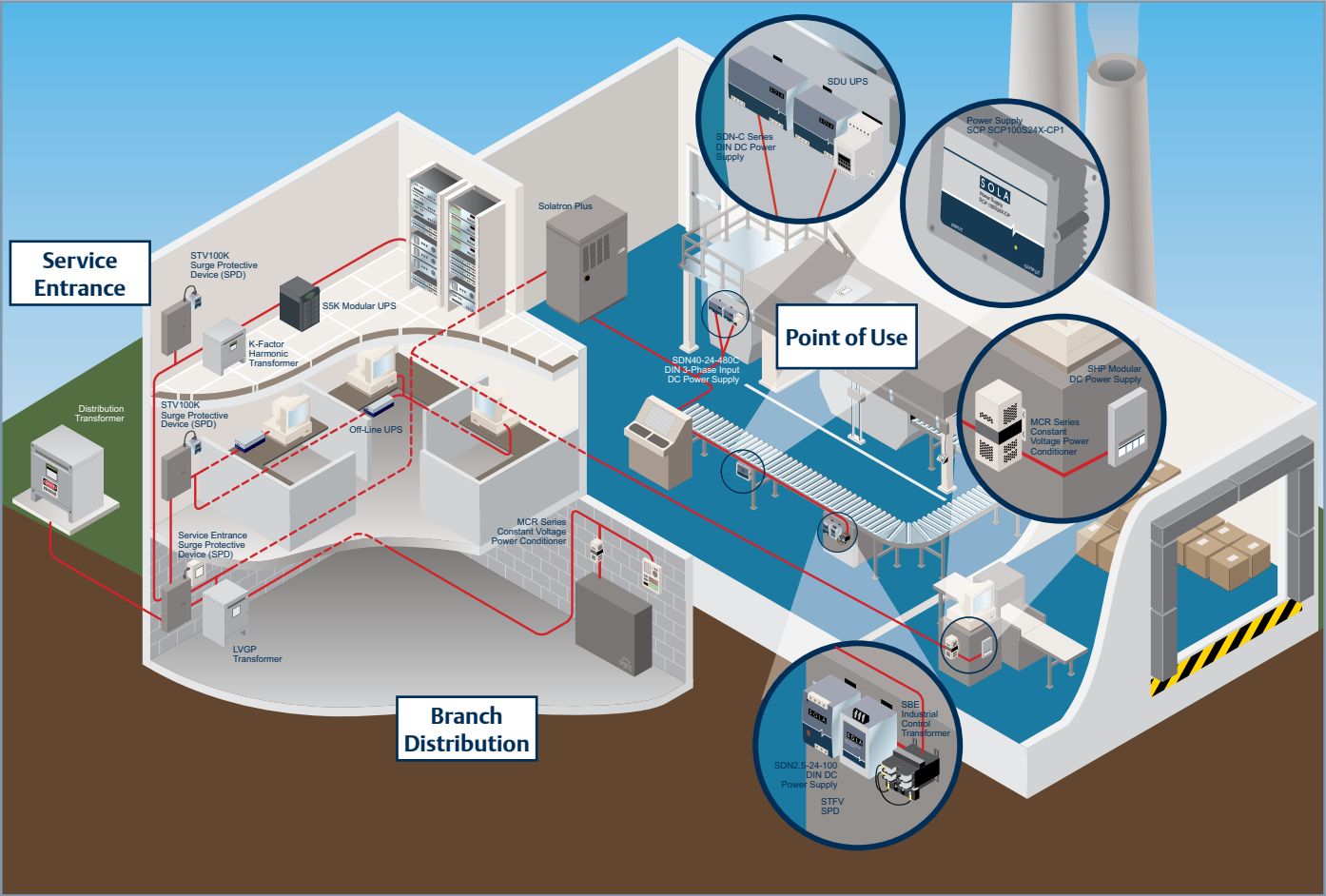
Total power quality involves both power protection and power conversion. Power conversion choices made upstream can impact the type of power protection required downstream. Only SolaHD's products and expertise can save you time, money and space with combined power protection and conversion solutions that are right for your facility.



INTRODUCTION

SolaHD is at work for you on the facility floor, branch panel, power distribution points and point-of-use applications.

Our products power the most demanding applications and environments. They can be used in conjunction or alone to ensure controlled, reliable power at any part of the factory floor or machinery.



	Industrial Power Conversion and Protection Solutions				
	Power Conditioning	SPD/Filters	Transformers	Power Supplies	UPS
Service Entrance		X	X		
Branch Panels		X	X		X
Networks	X	X		X	X
Large Machinery	X	X	X	X	X
Process Rooms	X	X		X	X
PLC's and Industrial PC's	X	X	X	X	X
Ethernet and Communications		X		X	X
DeviceNet™		X		X	X
Motion Control		X		X	X
Drives	X	X	X		X
Analog I/O		X		X	X

POWER QUALITY SOLUTIONS SELECTION TABLE

Establishing and maintaining production efficiencies frequently requires a multi-staged approach that addresses the various forms of power disturbances. Only SolaHD offers the breadth of products that are designed to neutralize the entire range of power disturbances throughout facilities. That's why for more than 90 years, industries have turned to SolaHD for total power quality solutions.

DISTURBANCE	POWER QUALITY SOLUTION							
	UPS	POWER CONDITIONERS	SURGE PROTECTIVE DEVICES	ACTIVE TRACKING FILTERS	K-FACTOR TRANSFORMERS	DRIVE ISOLATION TRANSFORMERS	TRANSFORMERS	DC POWER SUPPLIES
Power Interruptions	●							
Brownouts	●	●						
Voltage Sags	●	●						
Voltage Swells	●	●						
Voltage Transients	●	●	●		●			
Harmonics	●	●			●	●		
Electrical Noise	●	●		●	●	●	●	●
AC/AC Conversion		●			●	●	●	
AC/DC Conversion								●
DC/DC Conversion	●							●

POWER QUALITY

Optimize production efficiency by eliminating power disturbances and noise.

POWER QUALITY'S INCREASED IMPORTANCE

Industrial environments depend on electronic equipment to succeed in today's highly competitive, efficiency-driven business world. Computers, drives, motion controllers and sensors have become essential for optimal productivity, consistency and quality. However, these sensitive components require clean and stable electrical quality to perform properly. Power quality issues, such as voltage fluctuations, harmonic distortions, noise and power outages, disrupt production, damage equipment and corrupt valuable data.

WHERE DO POWER QUALITY ISSUES ORIGINATE?

Poor power quality is characterized by electrical disturbances, such as transients, surges, sags, power interruptions and harmonics. The disturbances can originate externally without warning, but are often generated within your facility.

Eighty percent of electrical disturbances that cause poor power quality come from within your facility. Powering on and off very large equipment, wiring errors, poorly specified or improperly-serviced power conversion equipment, grounding loops and even normal daily operations can foster power quality issues that lead to production disturbances and lost data.

Severe weather, utility fault clearing, power line accidents and other external network issues like grid switching or power-factor correction capacitors represent the remaining twenty percent of power quality problems. These disturbances often generate spikes or power interruptions that can instantly damage equipment. Worst of all, these incidents are completely unpredictable and beyond anyone's control.

PROTECT YOUR PRODUCTION AND EQUIPMENT

One solution is typically not enough to ensure reliable power. Due to the numerous sources and types of power disturbances, maintaining power quality requires a multi-tiered approach. Protecting your facility begins by isolating all power-offending devices, such as drives, motors, welders and large compressors. Essential and sensitive equipment, such as PLCs, monitors, drives, vision systems and industrial computers must be safeguarded with Active Tracking® Filters and Surge Protective Devices. It is also critical to specify high quality power conversion products, including K-Factor and Drive Isolation transformers. Last, but not least, all panel points should utilize Surge Protective Devices.

TABLE OF CONTENTS

POWER QUALITY DISTURBANCES	
Voltage Surges, Power Interruptions, Brownouts and Voltage Sags	7
Voltage Transients, Frequency Variations, Harmonics and Electrical Noise	9
SOLAHD POWER QUALITY SOLUTIONS	
Active Tracking® Filters and Surge Protective Devices	11
Power Conditioners	12
Uninterruptible Power Supplies	13
Drive Isolation and Protection	17
FREQUENTLY ASKED QUESTIONS	18
GLOSSARY	21

POWER QUALITY DISTURBANCES

Recognize electrical disturbances. Understand their impact. Select the correct power solution.

VSU

VOLTAGE SURGE

A voltage surge, also referred to as an overvoltage or a line swell, is a temporary voltage level increase for durations from a half cycle to a few seconds. These disturbances can also last as long as several cycles.



CAUSE

Voltage surges can be caused by large load shut-downs, such as switching off high-power electric motors and the normal cycling of HVAC systems. They can also be caused externally as loads are shed from the utility.

EFFECTS

Surges and swells can lead to significant equipment and hardware damages.

SOLUTION

UPS

Power Conditioners ①

Voltage Regulators



Solatron™ Plus Power Conditioner

PI

POWER INTERRUPTIONS

Power interruptions are a complete loss of voltage for an extended time period.



CAUSE

This total power disruption is typically created through an accident or equipment failure in the utility's generation or distribution network.

EFFECTS

Power interruptions halt production and can decrease the lifespan of electrical equipment. The sudden nature of most power interruptions can also create hardware failures and crashes in PLCs and other computer based equipment.

SOLUTION

UPS ①

Generators



S5KC Modular UPS

① Optimal solution

POWER QUALITY DISTURBANCES

Recognize electrical disturbances. Understand their impact. Select the correct power solution.

BR

BROWNOUTS

Brownouts, or voltage reductions, are conditions in which the supplied voltage level has been restricted below normal minimum levels for an extended period that may last days.



CAUSE

Overcapacity and other network issues can force utilities to intentionally create a brownout condition to compensate for high demand on the electrical power grid.

EFFECTS

Brownouts can negatively impact the efficiency and lifespan of electrical equipment. They can also result in hardware crashes and occasional equipment failure.

SOLUTION

Voltage Regulators ①



MCR Voltage Regulator

VSA

VOLTAGE SAGS

Voltage sags, sometimes called undervoltage, are a temporary decrease in the voltage level. The drop typically lasts at least one half cycle, but can endure for up to several cycles.



CAUSE

Voltage sags are a result of large load start-up and utility switching. While short-lived, these disturbances can reduce the efficiency and lifespan of electrical equipment.

EFFECTS

Similar to voltage reductions, repeated exposure to voltage sags can result in hardware failures and crashes in PLCs and other computerized equipment.

SOLUTION

UPS ①

Power Conditioners
Voltage Regulators
Power Supplies with sag immunity



S5KC Modular UPS

① Optimal solution

POWER QUALITY DISTURBANCES

Recognize electrical disturbances. Understand their impact. Select the correct power solution.

VT

VOLTAGE TRANSIENTS

Voltage transients, also called spikes and impulses, are the result of sudden massive increases in voltage.



CAUSE

Voltage transients can come from outside the facility through lightning strikes, power outages and utility grid switching. They can also originate inside the facility from short circuits, tripped breakers and the start-up of heavy equipment.

EFFECTS

Sensitive electronic equipment is most at risk from these disruptions. A voltage transient may cause system lock-up or failure, which can corrupt or lead to loss of valuable data.

SOLUTION

Surge Protective Devices ①

Power Conditioners

Isolation Transformers



Surge Protective Devices

FV

FREQUENCY VARIATIONS

While rare in utility power, frequency variations are most common with back-up power systems, such as standby generators.



CAUSE

Frequency variations can exist if local power generation has poor speed regulations or through faults in the system. This disturbance can also be created by the disconnections of a large block or load or source of generation.

EFFECTS

Frequency variations can cause system crashes and equipment damage, even ones that have UPS protection.

SOLUTION

UPS ①



SDU AC A-Series

① Optimal solution

POWER QUALITY DISTURBANCES

Recognize electrical disturbances. Understand their impact. Select the correct power solution.

H

HARMONIC DISTORTION

Voltage distortion is created by multiples of the fundamental frequency (for example, 180 Hz in a 60 Hz system).



CAUSE

This sinewave distortion is typically generated by non-linear loads similar to switchmode power supplies used by personal computers, office equipment, variable-frequency drives and solid-state electronics.

EFFECTS

Harmonics represent trouble for equipment throughout industrial facilities by overheating neutral conductors and transformers, tripping breakers, creating a high neutral current, reducing system capacities and even loosening electrical connectors.

SOLUTION

Drive Isolation Transformers ①

K-Rated Transformers

UPS

Power Conditioners




Drive Isolation Transformers

EN

ELECTRICAL NOISE

Electrical noise is a low amplitude, low current, high-frequency disturbance.



CAUSE

Electrical noise can be caused from both inside and outside the facility. It can also be generated by powerful electric disruptions, normal equipment operations or poor maintenance. Distant lightning strikes, switching power supplies, electronic circuits, poor brush contacts on motors, improper wiring and utility switching are just some examples of electrical noise sources.

EFFECTS

These random noise signals are superimposed on voltage waveforms and can cause computer bugs, glitches and other hard-to-diagnose computer maladies. They also produce undesirable effects in the circuits of control systems.

SOLUTION

Isolation Transformers ①

Active Tracking® Filters

Power Conditioners

UPS



Isolation Transformers

① Optimal solution

ACTIVE TRACKING FILTERS AND SURGE PROTECTIVE DEVICES

Today's industries depend on their production, computing, networking and telecommunication equipment for optimal manufacturing performance. SolaHD's surge protective and filtering devices protect these critical operations across facilities from the continuous threat of voltage transients and electrical noise.

STV AND STF SERIES

The STV 100/400K Series consists of hardwired surge protective devices and the STV 25K, a DIN Rail mountable surge protective device. Installed in electronic control cabinets, they both can be found in harsh industrial environments such as the factory floor or remote locations. The SolaHD STF Series offers the active tracking technology to guard against common but very damaging lower energy transients. Offering excellent noise reduction, the filter continuously tracks the input AC power line and responds instantly upon detecting extraneous high frequency noise.

VT

EN

APPLICATIONS

- Service entrance
- Branch and control panels
- Telecommunications equipment
- POS terminals
- Security systems
- Laboratory equipment

STFV PLUS SERIES AND STFE ELITE SERIES

The STFV Plus Series and STFE Elite Series combines active tracking filtration for low energy noise and surge protection for high energy transients. These products continuously track the input AC power line and respond instantly upon detecting extraneous high frequency noise and high voltage transients caused by everyday events such as turning on machinery, motors or equipment. The STFV Plus Series is available for panel mount applications and the STFE Elite Series is available for DIN Rail mounting applications.

VT

EN

APPLICATIONS

- Branch and control panels
- Point-of-use industrial service
- Factory automation installations
- Programmable logic controllers
- Dedicated industrial and machine tools equipment

STC SERIES

The STC Series protects all susceptible low-voltage cable routes entering a facility and at key points within the building. These devices can be used as part of a multi-stage protection strategy which involves clamping the initial high-energy impulse, filtering any remaining noise or transients to the PLC or sensitive equipment and finally, protecting the Data/Signal lines entering and leaving the control panel.

VT

APPLICATIONS

- Power-over-Ethernet
- Data lines
- CCTV head and camera end
- Telephone lines
- Laboratory equipment
- Data lines



POWER CONDITIONERS

Power conditioners hold output voltages steady relative to the wide swings in input voltage. They also mitigate noise and other disturbances generated throughout the facility. SolaHD's power conditioners ensure that the power reaching your equipment is free from damaging voltage transients, voltage reductions, sags, surges and noise.

CONSTANT VOLTAGE TRANSFORMERS HARDWIRED CVS SERIES

Constant Voltage Transformers are excellent for industrial applications requiring tight voltage regulation. Using a ferroresonant transformer technology, the CVS Series provides trusted solutions against power disturbances.



APPLICATIONS

- Factory automation
- Industrial automation control PLCs
- Electronic equipment
- Machine tools
- Robotics

MCR SERIES

The MCR Series provides excellent noise filtering and surge protection to protect connected equipment from damage, degradation or misoperation. These units are a perfect choice where dirty power caused by impulses, swells, sags, brownouts and waveform distortion can lead to costly downtime because of damaged equipment.



APPLICATIONS

- Computers/printers
- POS terminals
- Laboratory equipment
- Telephone/fax systems
- Security systems
- LAN networks

SOLATRON™ PLUS THREE PHASE POWER CONDITIONER

The rugged construction of the SOLATRON™ Plus Series ensures high performance through inductive loads and poor power factors. This power quality solution for three phase equipment is able to handle many power quality problems including isolation, voltage regulation and surge protection. The lack of fans or batteries ensures long life and maintenance-free reliability.



APPLICATIONS

- Automatic packaging machinery
- Large machine tool equipment
- UPS bypass circuits
- Retail store
- Process equipment



UNINTERRUPTIBLE POWER SUPPLIES — OFF-LINE

SolaHD's Off-line Uninterruptible Power Supplies (UPS) provide economical protection from damaging impulses and power interruptions for smaller, less critical, stand-alone applications. They are ideal for computers and workstations that can tolerate the 2 – 4 milliseconds of transfer time when the UPS switches from AC input to battery power. SolaHD has UPS systems that protect your equipment from all power disturbances.

SDU AC DIN RAIL UPS

The SDU DIN Rail AC UPS combines an industry leading compact design with a wide operation temperature range and unique installation options. These units include easy-to-wire screw terminations for critical devices needing battery back-up such as computer-based control systems.



APPLICATIONS

- Programmable logic controllers
- Factory automation
- Robotics
- Computer-based control systems
- Conveying equipment



MINI TOWER OFF-LINE UPS

These units include separate outlets; one for critical devices needing battery back-up such as the CPU and the other surge-protected outlet can be used for non-critical devices like printers and fax machines. The S1K is ideal for point of sale and office applications.



APPLICATIONS

- PCs
- Workstations
- Computer terminals



UNINTERRUPTIBLE POWER SUPPLIES — LINE-INTERACTIVE

SolaHD's Line-Interactive Uninterruptible Power Supplies (UPS) feature technology that combines highly-effective power conditioning with battery back-up capabilities. Advanced voltage regulation allows SolaHD's UPS to provide clean power while conserving battery life, even during abnormal input voltage conditions. These Uninterruptible Power Supplies are particularly applicable in areas where power outages are rare but where frequent power fluctuations create voltage transients, voltage reductions, sags, surges and noise.

MINI TOWER LINE-INTERACTIVE

These units protect against over and under voltages by raising and lowering utility power to the right level for sensitive equipment. Most power corrections are accomplished without transferring to the internal battery. Utility power is continually protected and internal battery life is optimized. The S3K is the ideal choice for networking or process control.



APPLICATIONS

- Workstations
- PLCs
- Robotics and process control
- Automatic service and dispensing equipment
- Industrial automation systems



UNINTERRUPTIBLE POWER SUPPLIES — DC UPS

DC Uninterruptible Power Supplies (UPS) provide higher conversion efficiencies by reducing the number of AC to DC conversions. This minimizes heat generation and increases energy efficiency for maximum reliability and a smaller housing design.

UNINTERRUPTIBLE POWER SUPPLIES - SDU DC DIN RAIL

The SDU DIN Rail DC UPS is an advanced 24 Vdc uninterruptible power system that combines an industry leading design with a wide operational temperature range and unique installation options. The SDU DC UPS is a powerful, microprocessor controlled UPS that provides protection from power interruptions.



APPLICATIONS

- Industrial/machine control
- Automation process control
- Control rooms
- Computer-based control systems
- Conveying equipment
- DeviceNet™
- Material handling



UNINTERRUPTIBLE POWER SUPPLIES — ON-LINE

SolaHD's On-Line Uninterruptible Power Supplies (UPS) provide highly-effective power conditioning and battery back-up. Advanced voltage regulation allows the UPS to provide clean power to the load while conserving battery life, even during abnormal input voltage conditions. SolaHD's series of On-Line UPS systems protect equipment from all power disturbances, but are particularly useful where frequent power fluctuations create voltage transients, voltage reductions, sags, surges and noise.

S4K2U-C INDUSTRIAL ON-LINE SERIES

The S4K2U-C Series eliminates a wide range of power problems, even difficult-to-track harmonics and frequency variations that are common with standby generator operation. The slim 2U (3.5") package maximizes available space.



S4K-C 6 AND 10 KVA INDUSTRIAL ON-LINE SERIES

The S4K-C 6 and 10 kVA Industrial UPS Series are the first true On-Line industrial UPS's that provide flexible output voltage, an integrated maintenance bypass switch and internal batteries all in slim enclosures. These units feature true On-Line (double conversion) topology providing the ultimate in protection against a wide range of potential power problems. The 6 kVA unit is available in 50 Hz international units.



APPLICATIONS

- Industrial computers
- Robotics and process controls
- Industrial automation systems
- Enterprise telecommunication systems
- Pharmaceutical and medical diagnostic equipment
- Network servers
- Printing and publishing machinery

S5KC MODULAR SERIES

The S5KC Modular Series was designed to be fully configured, tested and shipped in the configuration you need. It is scalable from 5 to 20 kVA. The optional N+x redundancy provides a fault-tolerant group of power modules and controls. Each modular component can be hot-swapped making it easy to increase power or extend back-up runtime without interrupting power to the load.



APPLICATIONS

- Network servers
- Enterprise telecommunications systems
- LAN gateways, bridges and routers
- Mini-computers, superservers and server clusters
- Clusters of PCs or workstations and peripherals
- RAID arrays and other large-scale data handling systems



DRIVE ISOLATION TRANSFORMERS

SolaHD Drive Isolation Transformers are specifically designed for use with SCR-controlled variable speed motor drives. They isolate variable speed drives from other non-linear devices on the same circuit and handle large voltage changes.

DRIVE ISOLATION TRANSFORMERS

Designed for use with SCR (Silicon Control Rectifier) variable speed motor drive applications, drive isolation transformers magnetically isolate the incoming line from the motor drive. These units also provide a voltage change to match the required voltage of the SCR drive. Standard designs are delta primary and secondary to match the common power sources required in most three phase rectifier circuits.

EN

APPLICATIONS

- SCR variable speed drives



FREQUENTLY ASKED QUESTIONS

What is a constant voltage power conditioner?

Although a constant voltage power conditioner (sometimes referred to as constant voltage transformer or voltage regulator) is a transformer-like device, its design and function are totally different. The function of a constant voltage power conditioner is to provide a voltage across its secondary terminals within a specified tolerance (usually $\pm 5\%$) as long as the voltage impressed on the primary is within the specified bandwidth (usually $+10\%$ to -20%).

What are the differences among SolaHD power conditioners?

All three products use SolaHD's ferroresonant technology. The primary design considerations for the CVS Series were voltage stabilization and magnetic isolation. This group provides $\pm 1\%$ output voltage regulation with an input voltage range of $+10\%$ to -20% with moderate (1000:1) normal (transverse) noise attenuation.

The MCR Series was designed to address both voltage regulation and magnetic isolation. This group offers $\pm 3\%$ output regulation with an input range of $+10\%$ to -20% but also offers magnetic isolation for excellent 1,000,000:1 common mode and 1000:1 normal (transverse) mode attenuation.

The Three Phase power conditioners utilize micro-processor-based tap switching technology to provide $\pm 5\%$ regulation in three phase installations. The CVS and MCR Series are single phase only.

Are there any special considerations needed when I select a constant voltage power conditioner?

Special consideration must be given to the type of load to be powered (inductive loads need to be sized to start-up currents), load power factor, ambient temperature and where the unit will be installed.

What exactly is Ferroresonance?

Ferroresonance is the principle behind SolaHD's very popular CVS and MCR power conditioners. Ferroresonance is the property of a transformer design in which the transformer contains two separate magnetic paths with limited coupling between them. The output contains a parallel resonant tank circuit and draws power from the primary to replace power delivered to the load. Note that "resonance" in ferroresonance is similar to that in linear circuits with series or parallel inductors and capacitors, where the impedance peaks at a particular frequency. In a nonlinear circuit, such as SolaHD's ferroresonant transformers, "resonance" is used to reduce changes in supply voltage to provide a more consistent voltage to the load.

A magnetic device is nonlinear. Its reluctance changes abruptly above a certain magnetic flux density. At this point, the magnetic device is defined as being in saturation. The design of the SolaHD transformer allows one magnetic path (the resonant path) to be in saturation, while the other is not (See Figure 1). As a result, further change in the primary voltage will not translate into changes in the saturated or secondary voltage and voltage regulation results.

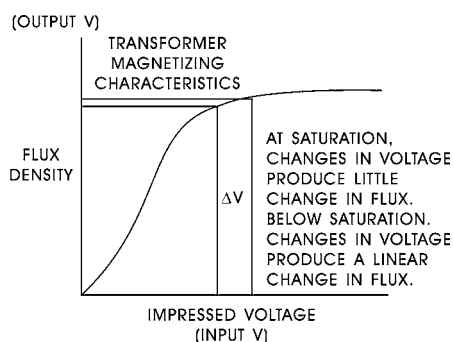


Figure 1: Saturation Curve

FREQUENTLY ASKED QUESTIONS

Will harmonic currents affect ferroresonant power conditioners?

A SolaHD ferroresonant power conditioner will have essentially harmonic-free output because of the addition of a neutralizing coil. This coil neutralizes the harmonics in a manner best explained by first considering the device as a conventional transformer with the neutralizing coil disconnected. Though this coil is now open circuited, it has a voltage induced in it as a portion of the magnetic flux passes through the center leg of the core to the outer legs. Since some of the primary flux links this coil, fundamental voltage is present. The resultant voltage has a high odd-harmonic content due to the leakage flux from the output winding.

This leakage flux can return to the output winding by two paths. One bypasses the neutralizing coil. The other path links the neutralizing coil completely. By controlling the reluctances of these magnetic paths, one can control the degree of secondary flux coupled to the neutralizing coil. The neutralizing coil is connected with its polarity additive to the secondary (or output coil) as shown in Figure 2. The output of the newly formed regulator has constant voltage with a waveshape almost completely free of harmonics.

The harmonics are still present in the output winding and also in the neutralizing coil. Since those harmonics present in the neutralizing coil are induced by the flux from the secondary winding, the harmonics in each coil are approximately 180° out of phase. This results in their cancellation. Proper control of turns ratio and magnetic path reluctance contribute to the generation of a sinusoidal output – even with a square wave input.

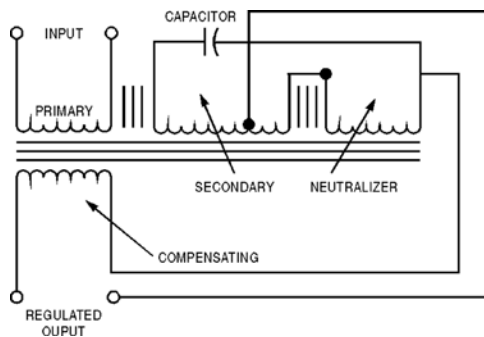


Figure 2: Schematic Diagram

Are there different constant voltage power conditioner designs?

Yes, there are two basic design concepts. A tap switching design utilizes an electronic circuit along with a traditional transformer core and coil assembly to control the output voltage. As a result, the output voltage tends to be a stepped waveform rather than a smooth sinewave.

A ferroresonant design utilizes the electromagnetic induction principle exclusively to produce the desired output voltage. Consequently, the output voltage waveform is a smooth sinewave. The ferroresonant design attenuates transient electrical noise, provides surge protection per ANSI/IEEE Standards and provides a harmonic-free output. These important benefits are not always available with other designs.

Should I use a constant voltage power conditioner instead of a UPS?

The question involves two different technologies used for differing reasons. 95% of all power quality problems are caused by transient noise, voltage surges, harmonics or frequently changing voltage conditions. Ferroresonant power conditioners provide the solutions for almost all of these power quality problems.

The primary function of any Uninterruptible Power Supply (UPS) is to provide an alternative voltage source (batteries) to a critical load for some period of time should a complete power failure occur.

FREQUENTLY ASKED QUESTIONS

How should Surge Protective Devices be applied?

- SPDs should be installed with the shortest lead length possible and as close as possible to the load it is protecting.
- SPDs protecting panels should be wired in parallel with the service entrance or distribution panels. A disconnecting means must be provided for servicing and for short circuit and over-current protection.
- When a circuit breaker cannot be installed, install a tap on the bus or lugs. Wire in a fused disconnect to provide the above mentioned protection for the SPD. This method of installation allows the SPD to be replaced safely without shutting down the power.
- SPDs must be wired and grounded according to the (NEC) National Electrical Codes.
- Using whole facility protection would safeguard your electrical system against most transients. This means that the protection is staged; service entrance protection, sub-panel protection, and point-of-use protection.

What loads should not be powered by a UPS?

Loads that are highly inductive may cause a UPS to malfunction. Examples of equipment that should not be powered by a UPS include:

- Air conditioners
- Drills
- Space heaters
- Vacuum cleaners
- Buffing machines
- Fans
- Laser printers
- Transformers (step up/step down)

The majority of loads that require UPS protection are electronic-type loads. For example; process control, automation equipment, computer, and telecommunication. A UPS is also recommended to support microprocessor-based technology-type loads.

In addition, CVS and MCR power conditioner products are not recommended for use on the input and or output side of the UPS.

Why should only an on-line UPS be used with a standby generator?

An on-line UPS accepts input power with relatively wide variations in voltage and frequency, a common occurrence in power produced by standby generators. The true on-line (double conversion) technology provided by an on-line UPS handles these variations by converting the input power from AC to DC and then converting DC to AC output power. Generators should be equipped with an electronic governor to minimize frequency variations. Always check the frequency range of the generator output as the use of a mechanical governor does allow for large changes in frequency to reach the load. A wide frequency swing may cause the UPS to switch to the battery more frequently.

An off-line or line-interactive UPS is not recommended for use with a standby generator. An off-line UPS passes utility power straight through to the load. When a variation is detected, it can protect the load from the frequency variations of the standby generator by transferring to battery power. Occasionally, the input frequency will match the specifications of the off-line UPS and it will transfer back from battery. These occurrences are infrequent and short-lived, but the battery may not have sufficient time to recharge. It will support the load only until it is completely depleted and then shut down the load.

A line-interactive UPS faces the same issue as the off-line UPS. The power conditioning (tap switching) functions of the line-interactive units focus on correcting voltage variations and have no effect on frequency variations. The line-interactive unit reacts to out-of-spec frequencies similar to the off-line UPS.

The same input frequency variations that would cause an off-line or a line-interactive UPS to transfer to battery are of little concern or have no effect on the on-line UPS. On-line UPS's compensate for generator frequency variations while prolonging battery life.

GLOSSARY OF TERMS

AC (Alternating Current) - Current that reverses direction in response to voltage that is changing polarity.

Attenuation - Decrease in signal voltage or power.

Battery Run Time - The amount of time (in minutes) a battery system can support a load.

Blackout - Slang term for the total loss of electrical power for more than one minute.

Bypass - A mechanical or electronic switch to provide an alternate path for the line current.

CE Mark (Conformité Européenne) - A marking that shows the product meets the fundamental safety, health, environmental and consumer protection requirements of the European Community.

Common-Mode Noise - Noise that occurs between the current carrying conductors and ground.

Constant Current Power Supply - A power supply that regulates its output current for changes in line, load, ambient temperature, and time.

Constant Voltage Power Supply - A power supply that regulates its output voltages for changes in line, load, ambient temperature, and time.

CVT (Constant Voltage Transformer) - A power conditioner that provides a stable and regulated sinewave output voltage.

Continuous Duty - The service requirement that demands operation at a constant load for an indefinite period of time.

Control Transformer - Usually referred to as an Industrial Control transformer. Designed for good voltage regulation characteristics when low power factor and /or large inrush currents are drawn (5 to 15 times normal).

Cross-Regulation - In a multiple output power supply, the percent voltage change at one output caused by the load change on another output.

Crowbar - An overvoltage protection circuit which rapidly places a low resistance shunt across the power supply output terminals if a predetermined voltage is exceeded.

CSA - Canadian Standard Association.

DC (Direct Current) - Current that flows in only one direction.

Derating - The specified reduction in an operating parameter to improve reliability.

Differential Mode Noise - Noise that occurs between the current carrying conductors.

DIN Rail - A standard rail (typically 35 mm wide) that mounts to the chassis and allows other electrical components to be installed and replaced easily.

Drift - The change in output voltage of a power supply over a specified period of time, following a warm-up period, with all other operating parameters such as line, load, and ambient temperature held constant.

Dynamic Load Regulation - The ratio of change in output voltage to change in load current.

Eddy Currents - Additional currents caused by a magnetic field.

Efficiency - A measure of energy loss in a circuit.

EMC (Electromagnetic Compatibility) - A directive necessary to get the CE Mark, which shows the electrical device will not create high levels of EMI and will not fail due to normal levels of EMI.

Encapsulated - A method of sealing a device with epoxy to resist environmental effects.

Ferroresonance - A method of producing a constant voltage by use of a special saturated transformer. Invented by Joseph Sola in 1938.

Ferroresonant Power Supply - A stabilized power supply (CVDC) driven by a constant voltage transformer.

Filter - A device that reduces unwanted electrical noise.

Foldback Current Limiting - A power supply output protection circuit whereby the output current decreases with increasing overload, reaching a minimum at short circuit.

Force Air Cooled - A means of accelerating heat dissipation to lower the temperature rise of an electrical device.

Frequency (Hertz) - Cycles per second.

Harmonics Distortion - The distortion of the AC waveform due to the addition of sine waves of different frequencies being added to the AC voltage.

Holdup Time - The length of time a power supply's output voltage remains within specifications following the loss of input power.

GLOSSARY OF TERMS

Impulse - A high amplitude, short duration spike (milliseconds) superimposed on the normal voltage or current.

Input Line Filter - A low-pass or band-reject filter at the input of a power supply which reduces line noise fed to the supply. This filter may be external to the device.

Input Voltage Range - The high and low input voltage limits within which a device meets its specifications.

Inrush Current - The peak instantaneous input current drawn by a device at turn-on.

Inrush Current Limiting - A circuit which limits the inrush current during turn-on of a device.

kVA Rating - A measurement of apparent power. 1 kVA = 1000 VA.

KW Rating (kilowatts) - A measurement of real power delivered to a load $1 \text{ KW} = 1000 \text{ VA} \times \text{Power Factor}$.

Line Regulation - The change in output voltage due to a variation in input voltage.

Linear Power Supply - A power supply that uses a control device, like a transistor, in series (or parallel) with the load. The control device adjusts the effective resistance to give a constant voltage output.

Load Regulation - The change in output voltage due to a variation in load.

Noise/Electrical Noise - Also called electromagnetic interference, or EMI. Unwanted electrical signals that produce undesirable effects and otherwise disrupt the control system circuits.

Off-Line UPS - A UPS where the inverter is normally off until there is a power failure. Also known as a Standby UPS.

On-Line UPS - A UPS where the inverter is always powering the load. AC is converted to DC to charge the battery then DC is converted to AC to power the load. On-Line UPS are often referred to as "Stand-by UPS" or "Double Conversion UPS".

Output Current Limiting - An output protection feature which limits the output current to a predetermined value in order to prevent damage to the device under overload conditions.

Output Voltage - The nominal value of the voltage at the output terminals of a device.

Overshoot - A transient change in output voltage, in excess of specified output accuracy limits, which can occur when a power supply is turned on or off, or when there is a step change in line or load.

OVP (Overvoltage Protection) - A power supply feature which shuts down the supply, or crowbars or clamps the output, when its voltage exceeds a preset level.

Parallel Operation - The connection of the outputs of two or more identical devices to obtain a higher output power.

PARD (Periodic and Random Deviation) - A term used for the sum of all ripple and noise components measured over a specified band width and stated in either peak-to-peak or RMS values.

PE (Protective Earthing) - The incoming earthing conductor provided by the utility.

PI Filter - A commonly used filter at the input of a switching supply or DC/DC converter to reduce reflected ripple current. The filter usually consists of two parallel capacitors and a series inductance and is generally built into the supply.

Post Regulator - A linear regulator used on the output of a switching power supply to improve line and load regulation and reduce output ripple voltage.

Power Boost™ - Describes the advanced overload capability of the SDN and SDP power supplies to power high inrush loads without oversizing.

Power Factor - The ratio of true power (Watts) to apparent power (VA).

Power Fail Detection - A power supply option which monitors the input voltage and provides an isolated logic output signal when there is loss of line voltage.

Pre-regulation - The regulation at the front-end of a power supply, generally by a type of switching regulator, this is followed by output regulation, usually by a linear type regulator.

Rated Output Current - The continuous load current that a device was designed to provide.

Redundancy - The addition of extra devices to provide a backup in the event of the loss of one of those devices.

GLOSSARY OF TERMS

Remote Sensing - The ability for a power supply to sample the load voltage located a distance away, and adjust for the resulting voltage drop.

Reverse Voltage Protection - A feature which protects a power supply against a reverse voltage applied at the input or output terminals.

Ripple - A small AC voltage on the DC output of a power supply that remains after filtering.

Ripple and Noise - A small AC voltage on the output of a power supply at a specified bandwidth. This is the result of feed through of the rectified line frequency, internal switching transients and other random noise.

Sag - A temporary drop in the RMS voltage, which may last from one cycle to a few seconds.

Short-Circuit Protection - A feature which protects the device from a short-circuit so that the device will not be damaged.

SPD (Surge Protection Device) - Protects equipment from damage due to voltage transients.

Swell - A temporary increase in the RMS voltage, which may last from a half cycle to a few seconds.

Switching Frequency - The rate at which the voltage is switched in a DC-DC converter or switching power supply.

Switching Regulator - A high efficiency circuit used to regulate output voltages.

Switchmode Power Supplies (SMPS) - A power supply that uses a switching regulator.

Thermal Protection - An internal safeguard circuit that shuts down the unit in the event of excess internal temperatures.

THD (Total Harmonic Distortion) - The ratio of the harmonic content to the fundamental frequency expressed as a percent of the fundamental.

Transfer Time - The amount of time a device takes to switch from one mode of operation to another.

TVSS (Transient Voltage Surge Suppressor) - See SPD.

Transformer - An electrical device that changes AC voltage from one level to another.

Transient - A high amplitude, short duration (milliseconds) spike superimposed on the normal voltage or current. Sometimes called a spike or a surge.

Transient Recovery Time - The time required for the output voltage of a device to settle within specified output accuracy limits following a step change in output load current or a step change in input voltage.

UL (Underwriters Laboratories) - Acronym for Underwriters Laboratories tested.

UL Recognized - Designation given to components that when used properly in an end product are deemed to be safe.

UL Listed - Designation given to products ready for end use.

Undervoltage - See Brownout.

UPS (Uninterruptible Power Supply) - A device which supplies power to the critical load when the existing AC line voltage is not within normal operating values, or fails completely.

VA (Voltamp) - A measure of power. 1000 VA = 1 kVA.

Emerson brings integrated manufacturing solutions to diverse industries worldwide. Our comprehensive product line, extensive experience, world-class engineering and global presence enable us to implement solutions that give our customers the competitive edge. SolaHD is our premium line of power-conversion and power quality solutions products.

For over 150 years, our electrical product brands have been providing a rich tradition of long-term, practical, high quality solutions with applications ranging from the construction and safe operation of petrochemical and process plants to providing quality power that precisely controls automotive robotic production.

Engineers, distributors, contractors, electricians and site maintenance professionals around the world trust Emerson brands to make electrical installations safer, more productive and more reliable.

The Appleton Group business unit of Emerson is organized into three focused groups that provide distributors and end users expert knowledge and excellent service.

Electrical Construction Materials

This group is made up of the Appleton and O-Z/Gedney brands. They manufacture a broad range of electrical products including conduit and cable fittings, plugs and receptacles, enclosures and controls, conduit bodies and industrial and hazardous lighting. Whether the application is hazardous location, industrial or commercial, the electrical construction materials group has the products to meet your needs.

Power Quality Solutions

The SolaHD brand offers the broadest power quality line, including uninterruptible power supplies, power conditioners, voltage regulators, shielded transformers, surge protection devices and power supplies.

Heating Cable Systems

This group is made up of the EasyHeat and Nelson brands. They offer a broad range of electrical heating cable products for residential, commercial and industrial applications.

Asia/Pacific
+ 65.6556.1100

Australia
+ 61.3.9721.0348

Canada
+ 1.888.765.2226

China
+ 86.21.3338.7000

Europe
+ 33.3.22.54.13.90

Mexico/Latin America
+ 52.55.5809.5049

Middle East/Africa/India
+ 971.4.881.8100

United States
+ 1.800.621.1506

Appleton Group
9377 W. Higgins Road
Rosemont, IL 60018
1.800.621.1506
solahd.com

SOLAHD



Appleton Grp LLC d/b/a Appleton Group. EasyHeat, Inc. is a wholly owned subsidiary of Appleton Grp LLC.
All other product or service names are the property of their registered owners.
The Emerson logo is a trademark and a service mark of Emerson Electric Co. Appleton Grp LLC. All rights reserved. © 2016

EMERSON. CONSIDER IT SOLVED.™