



Wire-to-Board  
Power Connectors  
for Small Equipment

**HRS**

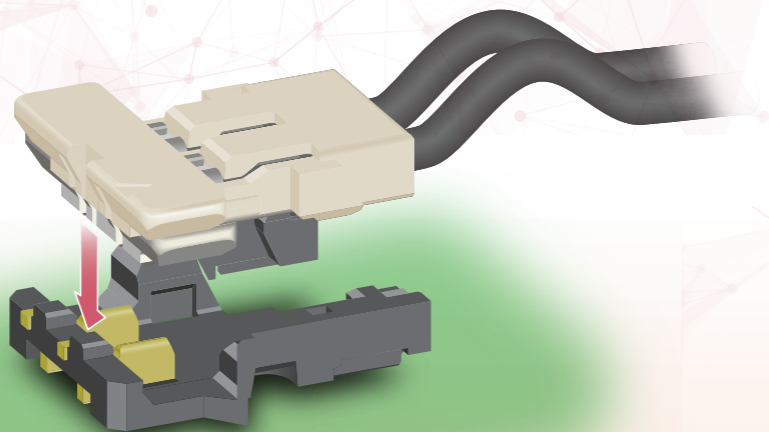
HIROSE ELECTRIC CO., LTD.





# Top Mate Snap Lock: For Smaller, Tougher Devices.

Vertical Mating  
Excellent Operability  
Easy Layout

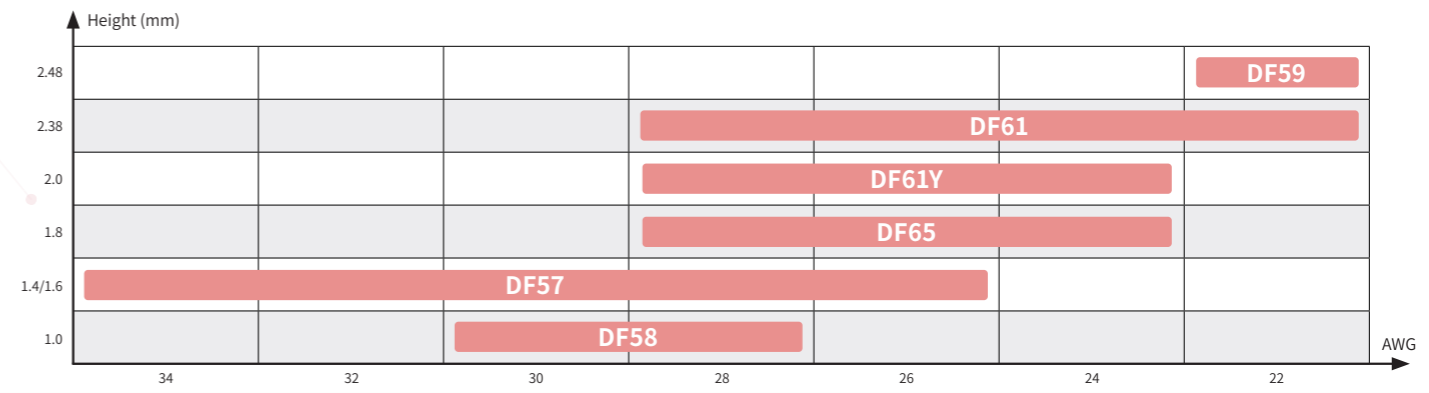


## Improve Operability and Design Flexibility

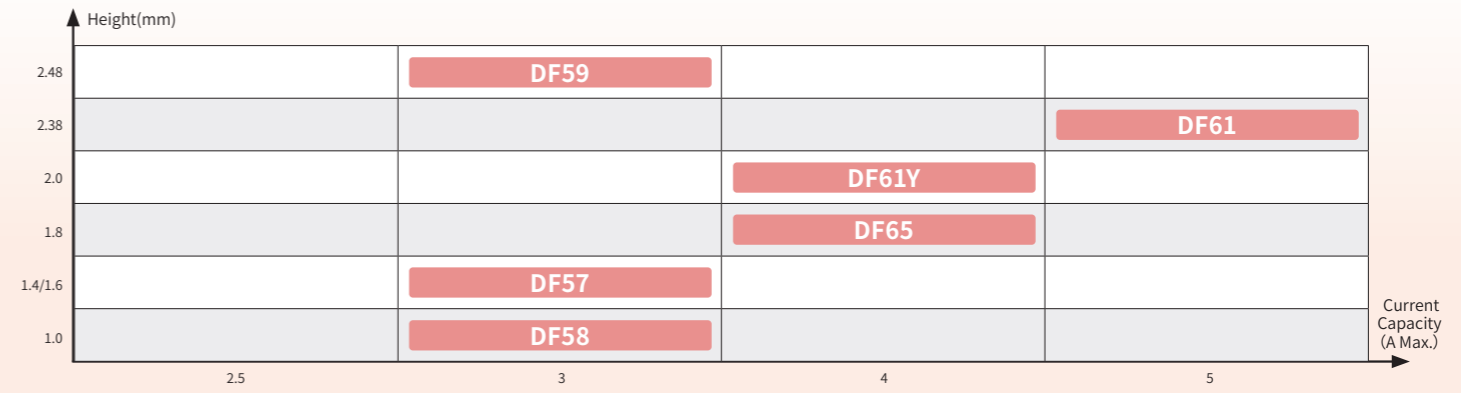
SnapBee - Your best choice for top entry, side feed wire-to-board connectors. This product family is used widely in small equipment power supply applications. In the industrial equipment industry as well as the consumer electronics market, demand for even smaller and thinner products are on the rise along with increased space restrictions. SnapBee offers high performance, compact design and a top entry lock (snap lock) to solve structural component interference and enhance workability.

## POINT ! You can choose the best connector based on the height.

### Height and Applicable Cable Size



### Height and Current Capacity



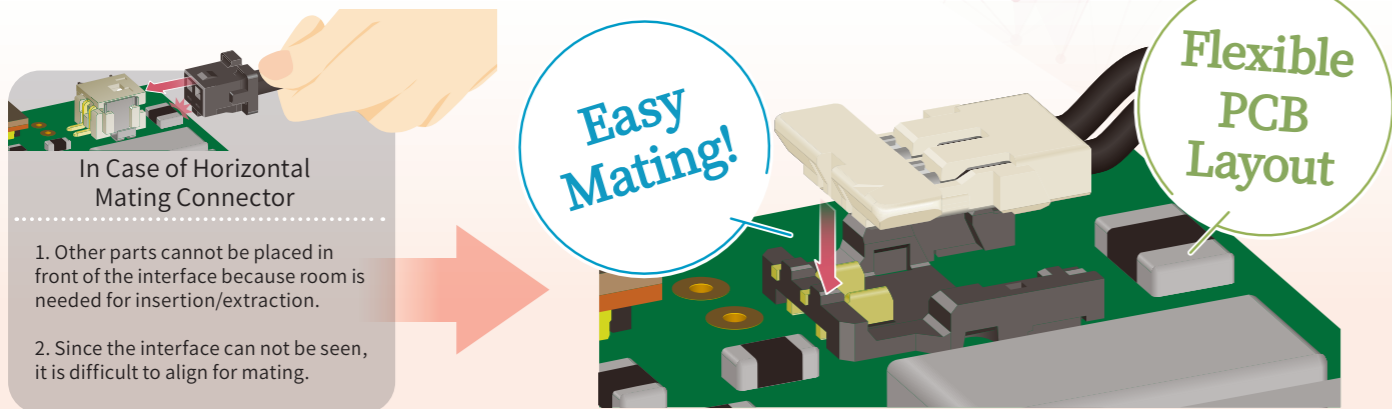


# Small size and low profile variation meet a variety of connector needs.

## Easy Operation & Space Saving

## Easy layout improves space saving.

Vertical mating prevents interference with other components on the PCB, which save space. Since the receptacle can be seen from above, the operator can align and mate the connector easily



Internal Application Image

## Snap Lock Design

## Enhanced Mating Retention Force with Two Locking Style

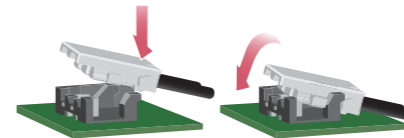
Unique snap lock design is strong against cable routing and provides flexible cable layout.

**Robustness**



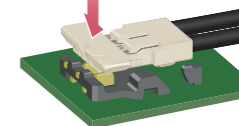
### 1 Swing Lock

Press down on the cable side first then push the front side.



### 2 ViSe Lock

Press down at the center of socket.



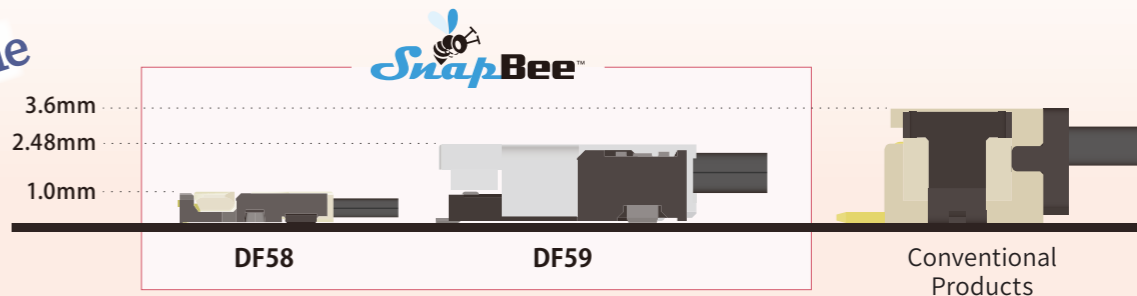
\*ViSe Lock (ViSe Lock: Vertical-Insertion Swing-Extraction Lock)

## A Synonym of Low Profile "SnapBee"

## Low profile design reduces the size in applications.

The SnapBee low profile design enhances the advantages of vertical mating.

**Low Profile**





DF58

DF57

DF65

DF61Y




Features	Compact, Low Profile 1.0mm Height for Power Supply	Low Profile "Swing-Lock" for Power Supply	1.7mm pitch, Low Profile for Power Supply	Compact, Low Profile for Power Supply
Pitch (mm)	1.2	1.2, 2.4	1.7	2.2
No. of Pos.	2-6	2-6	3-7	2, 3
Height (mm)	1	DF57H: 1.4 DF57AH: 1.6	1.8	2
Depth (mm)	4.97	4.65	6.05, 6.1	7.35
Rated Current Max. (A)	3	3	4	4
Rated Voltage	100V AC/DC	50, 100V* <sup>1</sup> AC/DC	50V AC/DC	350V AC/DC
Operating Temperature (°C)	-55 to +85°C	-35 to +85°C	-40 to +105°C	-40 to +105°C
Safety Standard	-	UL, C-UL	UL, C-UL	-
Applicable Cable Size (AWG)	28, 30	26-34	24-28	24-28
Lock Style	ViSe Lock	Swing Lock	ViSe Lock	ViSe Lock
Contact Plating	Tin	Tin, Gold	Tin, Gold	Tin

\*<sup>1</sup> Middle Pin of 3pos. Removed

\*<sup>2</sup> Floating (Board-to-Board), Swing-Lock (Wire-to-Board), Short-Circuit Pin

DF61

DF59



Features	Compact, Swing-Lock for Power Supply	Horizontal Connection, Multi Functional System* <sup>2</sup>			
Pitch (mm)	2.2	2, 4* <sup>1</sup>			
No. of Pos.	2	2-4			
Height (mm)	2.38	2.48			
Depth (mm)	7.35	8.15			
Rated Current Max. (A)	5	3			
Rated Voltage	350V AC/DC	230V AC/DC			
Operating Temperature (°C)	-55 to +105°C	-40 to +105°C			
Safety Standard	UL, C-UL	UL, CSA			
Applicable Cable Size (AWG)	22-28	22			
Lock Style	Swing Lock	Swing Lock			
Contact Plating	Tin	Gold			



Bee Collection™ consist of  
『EnerBee™』『SignalBee™』『SnapBee™』  
has a common concept of "small high performance".  
We offer a broad range of connection solutions  
from power to signal.



High Current

Positive Lock

Safety Design



Versatility

Reliability

Variation



Vertical Mating

Excellent Operability

Easy Layout

**Bee** COLLECTION™ More on **Special Website**

Hirose Bee Collection

Search



<https://www.hirose.com>

**HRS HIROSE ELECTRIC CO., LTD.**

In cases where the application will demand a high level of reliability, such as automotive, please contact a company representative for further information.

The information in this brochure is current as of Jul 2025.  
Hirose reserves the right to make any adjustments to the information contained herein without notice.