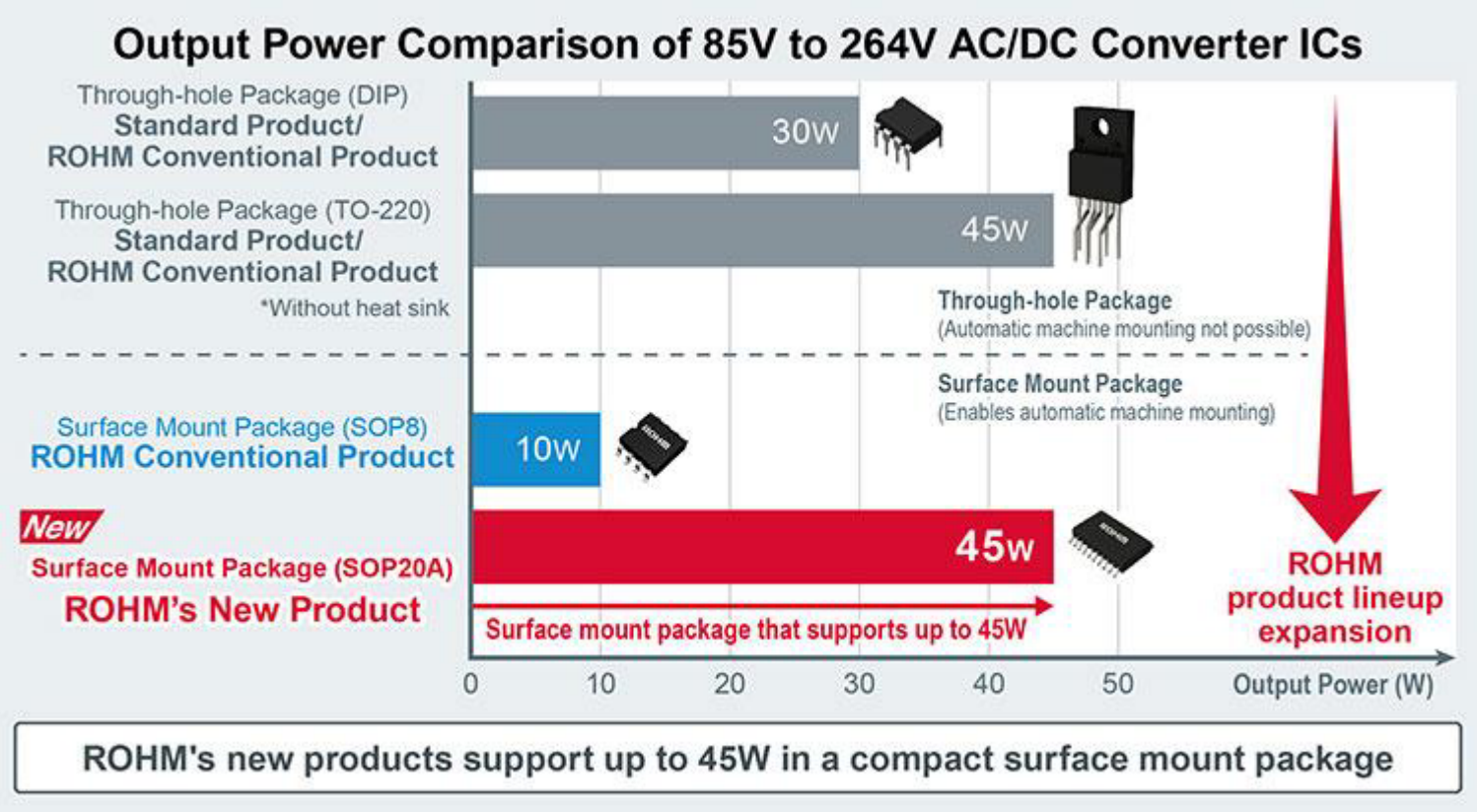


Fly-back converter ICs maximizing performance, reducing system cost and increasing reliability for industrial and consumer power supply solutions

ROHM developed the AC/DC fly-back converter ICs with an integrated 730V breakdown MOSFET the [BM2P06xMF-Z](#) series ([BM2P060MF-Z](#), [BM2P061MF-Z](#), and [BM2P063MF-Z](#)). These devices are ideal for auxiliary power supply and Switch Mode Power Supply (SMPS) solutions for industrial drives as well as home appliances – including air conditioners, white goods, and factory automation equipment. These fly-back ICs require no additional heatsinks and no discharge resistors and capacitors. It helps designers to shorten design time, simplify the circuitry, reduce cost and increase reliability by offering integrated solutions.

In recent years, AC/DC converters for home and industrial use must not only support 85V-264V AC to accommodate different AC voltages around the world, but also comply with international standards such as Energy Star for energy savings and the IEC 62368 safety standard. It is also important for AC/DC converter ICs to be surface mount to reduce factory mounting costs. However, as high heat/high loss DMOSFETs and planar MOSFETs are still widely used in AC/DC converter ICs, until now it has been difficult to provide tens of watts of output power in a surface mount package.

To solve these issues, ROHM developed new compact surface mount high power 45W models BM2P06xMF-Z. They are equipped with an original low-loss SJ (Super Junction) MOSFET together with optimized PWM control circuitry – facilitating the development of 85V to 264V AC/DC converters. Adopting a surface mount package supports automatic board mounting (which was previously difficult to do in the past). Meanwhile, the implemented functions ensure compliance with the IEC62368 safety standard, even when the discharge resistor (a source of loss during standby) is removed. Additionally, original low standby power control technology is applied – resulting in extremely low standby power consumption. Supply voltages up to 60V (VCC) are also supported – eliminating the need for an external step-down power supply circuit.



Compared to general products with equivalent performance, automatic mounting contributes to lower factory mounting costs. Moreover, ROHM is able to reduce standby power by over 90% along with the number of power supply circuit components by four, contributing to greater power savings and higher reliability in applications.

Going forward, ROHM will continue to deliver greater system energy savings and optimization by not only developing a wide range of power semiconductors and advanced analog ICs, but also by providing optimal solutions for each application.

Key Features

1. 45W class surface mount package significantly reduces factory mounting costs

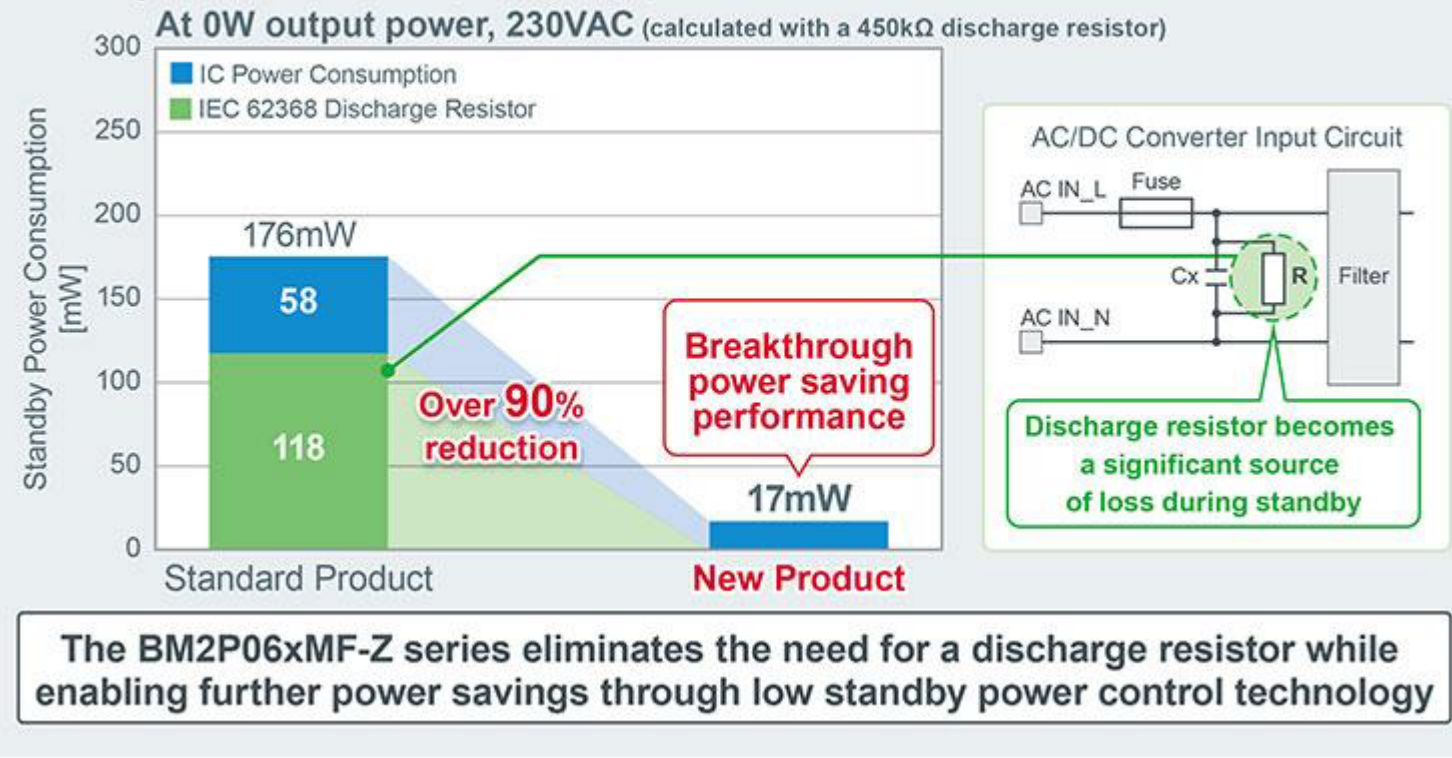
These latest products integrate a low loss (low ON resistance) 730V SJ MOSFET along with both startup and optimized control circuits in a compact high heat dissipation surface mount package (SOP20A). In addition to compatibility with input voltages from 85V to 264V AC, the surface mount package supports high output power up to 45W (24V × 1.875A=45W), which has been difficult to achieve in the past, while significantly reducing mounting costs by enabling automatic mounting not possible with general through-hole types.

2. Reduces standby power consumption by 90% or more over standard products

The BM2P06xMF-Z series utilizes a control circuit (X capacitor discharge function) that leverages ROHM’s high voltage process and analog design technologies to meet the safety requirements of the IEC 62368 standard even without a discharge resistor (which is a source of loss but was previously essential). At the same time, original low standby power control technology (which provides optimal control of the switching frequency of power semiconductor and current flowing through the isolation transformer) further reduces IC power consumption during application standby, resulting in a system standby power consumption of just 17mW (at 0W output, 230VAC) – reducing standby power consumption by more than 90% vs general products.

Also included is a noise reduction mode that suppresses noise from the isolation transformer components. This mode can be turned OFF to decrease standby power or be turned ON and adjusted if there is a concern about isolated transformer component noise or a need to minimize the workload for countermeasures.

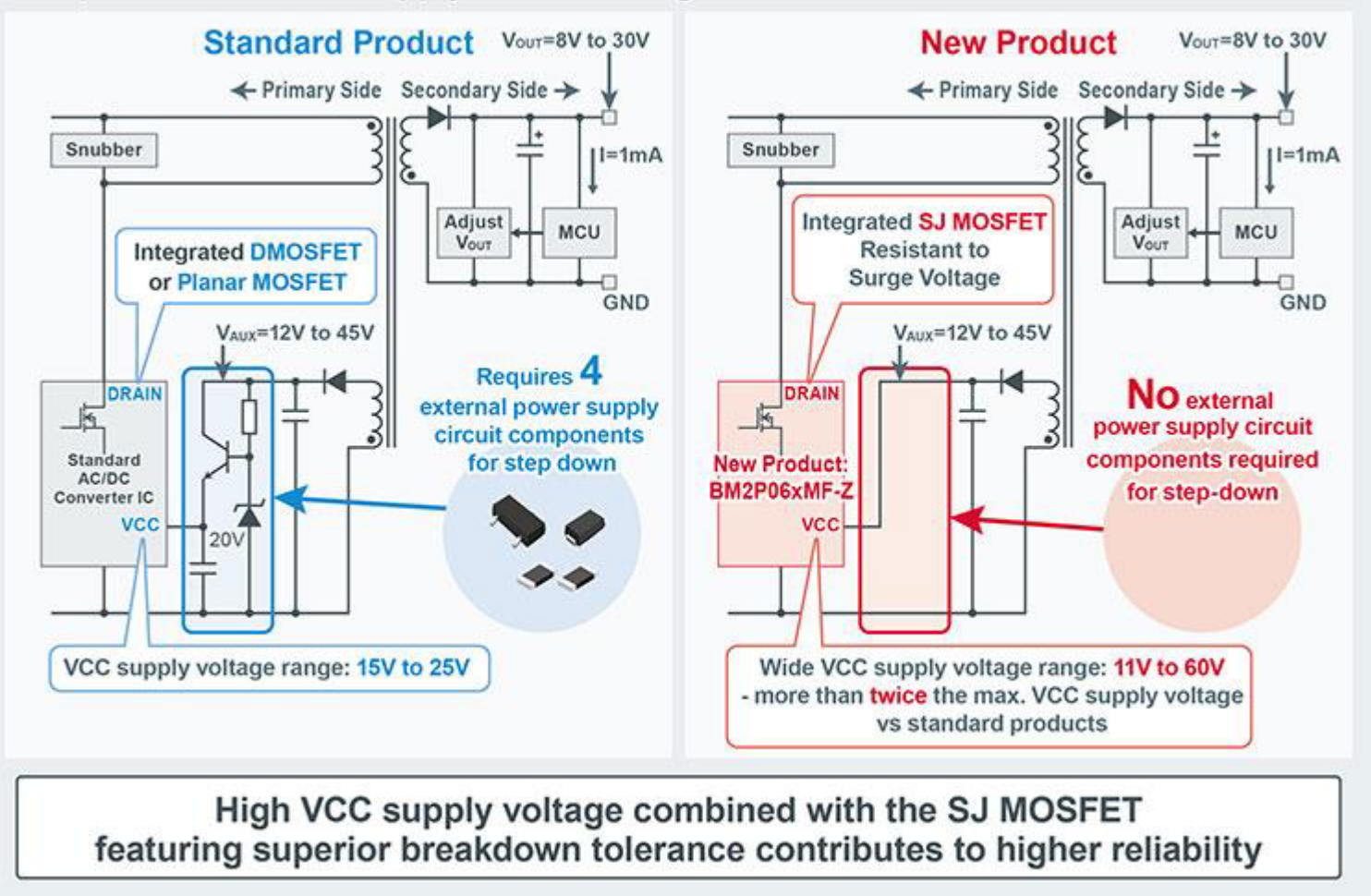
Standby Power Consumption Comparison of 85V to 264V AC/DC Converter ICs



3. Decreases the number of power supply circuit components by four along with the risk of power semiconductor failure, contributing to higher reliability

These new products support operation over a wide VCC voltage range from 11V to 60V. The maximum power supply voltage of 60V is twice that of standard products, providing superior reliability against external noise and surge voltages. At the same time, it is possible to reduce the number of external step-down power supply circuit components that are typically required by four, while the internal SJ MOSFET which is resistant to surge voltage [featuring an avalanche (breakdown) tolerance more than 30x higher than DMOSFET and planar MOSFETs used in general products] contributes to higher system reliability by reducing the risk of power semiconductor failure.

Comparison of Power Supply Circuit Configuration: 85V to 264V AC/DC Converter ICs



Applications

- Consumer electronics such as air conditioners, appliances, monitors, and hair dryers
 - Industrial equipment including inverters, AC servos, routers, and office automation devices
- Suitable for AC/DC converters up to 45W output in consumer and industrial applications

New Product Related AC/DC Converter IC Lineup

Part No.	Package	Supply Voltage	MOSFET Breakdown Voltage (Max.)	MOSFET ON Resistance (Typ.)	Switching Frequency (Typ.)	FB OLP	Operating Temp.
BM2P016-Z Series	DIP7K	8.9V to 26.0V	Drain 650V	1.4Ω	65kHz	Auto Restart or Latch	-40°C to + 105°C
BM2P016T Series	TO220-7M					Auto Restart	
BM2P091F Series	SOP8			4.0Ω or 8.5Ω		Auto Restart or Latch	
<div>New</div> BM2P060MF-Z	SOP20A	11.0V to 60.0V	VH 650V Drain 730V	0.7Ω		Auto Restart	
<div>New</div> BM2P061MF-Z				1.0Ω			

Part No.	Package	Supply Voltage	MOSFET Breakdown Voltage (Max.)	MOSFET ON Resistance (Typ.)	Switching Frequency (Typ.)	FB OLP	Operating Temp.
<div>New</div> <div>BM2P063MF-Z</div>				3.0Ω		Latch	
BM2P060LF-Z☆				0.7Ω			
BM2P061LF-Z☆				1.0Ω			

☆: Under Development

Pricing: \$2.13/unit (samples, excluding tax)

Availability: Now (samples), January 2022 (mass production) Both the new product and an evaluation board are available for purchase through online distributors Digi-Key, Mouser, and Farnell.

Online Sales Information

Sales Launch Date: September 2021

Online Distributors: Mouser Electronics

Online Distributors



Product	Part No.
AC/DC Converters with Built-In 730V SJ MOSFET	BM2P060MF-Z
	BM2P061MF-Z
	BM2P063MF-Z
BM2P060MF-Z Evaluation Board	BM2P060MF-EVK-001



Terminology

MOSFET (Metal-Oxide Semiconductor Field Effect Transistor), SJ MOSFET (Super Junction MOSFET), DMOSFET (Double-diffused MOSFET), Planar MOSFET

A type of transistor, MOSFETs can be divided by device structure into DMOSFET, planar, and SJ topologies. When produced on Si substrates, DMOSFETs and planar MOSFETs can be made more cheaply than SJ MOSFETs, but SJ MOSFETs can provide superior breakdown voltage and output current along with lower loss when handling large power.

AC/DC Converter

A type of power supply that converts voltage from AC (Alternating Current) to DC (Direct Current).

IEC 62368

A product safety standard for IT and AV equipment. Developed based on the concept of Hazard Based Safety Engineering (HBSE), it defines the scale and manner in which an energy source can be transmitted to cause pain or injury to the human body.

Energy Star

A system of energy efficiency standards for consumer products created by the US Environmental Protection Agency (EPA) and the US Department of Energy (DOE) in 1992. This system is operated in other countries through an international collaborative program covering a wide range of products, including home appliances and IT.

X Capacitor

A capacitor used for noise reduction in the input circuit of AC power supplies (AC/DC converters). Immediately after unplugging from the outlet, the capacitor remains charged with voltage, so touching the plug in this state may cause the electricity to be discharged, resulting in electric shock.

Latest News

- 2021-12-21

ROHM Awarded the highest Platinum Rating of Sustainability 2021 by EcoVadis
- 2021-12-20

Listed as an A-company in the CDP Water Security Survey
- 2021-12-16

ROHM’s New Compact Surface Mount 45W Output AC/DC Converter ICs: Equipped with Integrated High Voltage SJ MOSFET
- 2021-12-14

ROHM Group establishes a New Production Facility in Malaysia to increase production capacity of analog LSIs and transistors
- 2021-12-09

ROHM’s New 13.56MHz Wireless Power Supply Chipset up to 1W:
- 2021-12-07

Update on ROHM Solution Simulator: New Thermal Analysis Function
- 2021-11-30

ROHM’s New Thick Film Shunt Resistors: Featuring Industry-Leading 4W Rated Power
- 2021-11-18

ROHM Recognized as a Preferred Supplier of SiC Power Solutions by UAES
- 2021-11-16

ROHM’s Battery Charger IC: Powering the Latest Low-Voltage Rechargeable Batteries
- 2021-11-10

ROHM Group Human Rights Policy Formulated
- 2021-11-02

ROHM Expands Its Lineup of Compact Market-Proven High Efficiency SBDs for Automotive Applications

2021-11-01

ROHM received "Chairman's Award, Japan Greenery Reserch and Developing Center" in Greening Excellent Factory Award System fis ...

2021-10-28

Posted 2nd quarter financial results and related documents for fiscal year ending March 31, 2022

2021-10-26

ROHM’s New IPX8 Rated Barometric Pressure Sensor IC: Compact and High Accuracy

2021-10-21

Zhenghai Group and ROHM Agree to Establish a Joint Venture in SiC Power Module Business

2021-10-20

White paper on ROHM Power Solutions for vaccine storage freezers has been posted to our website

2021-10-19

ROHM's sutainability website has been updated on September 4,2021..

2021-10-13

ROHM’s Latest Generation of Dual MOSFETs: Delivering Class-Leading Low ON Resistance

2021-10-07

ROHM’s 75W High Optical Output Laser Diode for LiDAR

2021-09-30

ROHM Revises Its Greenhouse Gas Emission Reduction Targets for 2030 to Achieve a Decarbonized Society