

Our RF Termination Series is available in 2.40mm, 2.92mm, 3.50mm, N-type and SMA series. The range also includes standard feed-thru load and RF load versions with male, female, jack and plug genders.

Our terminations (also known as RF loads or Dummy loads) have some precision designs and offer a frequency range as high as 50 GHz.



Key Features:

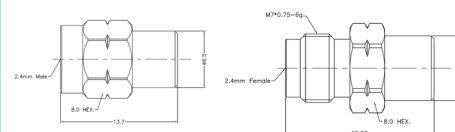
- ⬢ 50-ohm Impedance
- ⬢ Insulation resistance >5000MΩ
- ⬢ Durability >500 Cycles
- ⬢ Available in Male and Female Threads
- ⬢ Available in Plug or Jack
- ⬢ Beryllium Copper Contact Pin
- ⬢ Body Material available in Stainless Steel Passivation

2.40mm Termination Series



RFTERM240P05W

- ⬡ Max Voltage 335V
- ⬡ Operating Temperature -65C to +165C (0.5W) -55C to +125C (1W)
- ⬡ Frequency Range 0-40GHz
- ⬡ VSWR <1.20 (0.5W) <1.25 (1W)
- ⬡ Dielectric withstanding Voltage >750V
- ⬡ Available in 0.5W and 1W



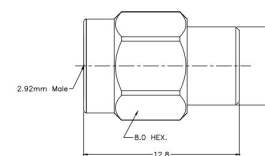
Part Number	Fitting	Plug or Jack	Watts
RFTERM240P05W	240	Plug	05W
RFTERM240J05W	240	Jack	05W
RFTERM240P1W	240	Plug	1W
RFTERM240J1W	240	Jack	1W

2.92mm Termination Series



RFTERM292P05W

- ⬡ Max Voltage 335V
- ⬡ Operating Temperature -65C to +165C (0.5W) -55C to +125C (1W)
- ⬡ Frequency Range 0-40GHz
- ⬡ VSWR <1.15 (1W) <1.20 (2W)
- ⬡ Dielectric withstanding Voltage >750V
- ⬡ Available in 1W and 2W



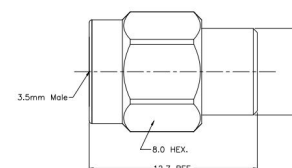
Part Number	Fitting	Plug or Jack	Watts
RFTERM292P05W	292	Plug	05W
RFTERM292J05W	292	Jack	05W
RFTERM292P1W	292	Plug	1W
RFTERM292J1W	292	Jack	1W

3.50mm Termination Series



RFTERM350P1W

- ⬡ Max Voltage 335V
- ⬡ Operating Temperature -65C to +165C
- ⬡ Frequency Range 0-40GHz
- ⬡ VSWR <1.15 (1W) <1.20 (2W)
- ⬡ Dielectric withstanding Voltage >750V
- ⬡ Available in 1W and 2W



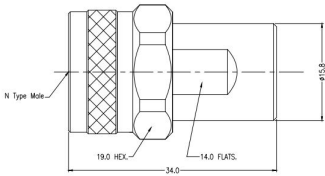
Part Number	Fitting	Plug or Jack	Watts
RFTERM350P1W	350	Plug	1W
RFTERM350J1W	350	Jack	1W
RFTERM350P2W	350	Plug	2W
RFTERM350J2W	350	Jack	2W

N Type Termination Series



RFTERMNP2W

- Max Voltage 335V
- Operating Temperature -40C to +85C
- Frequency Range 0-18GHz
- VSWR <1.20
- Dielectric withstanding Voltage >1500V
- Available in 2W



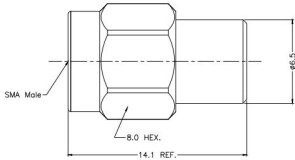
Part Number	Fitting	Plug or Jack	Watts
RFTERMNP2W	N	Plug	2W
RFTERMNJ2W	N	Jack	2W

SMA Termination Series



RFTERMSMAP1W

- Max Voltage 335V
- Operating Temperature -65C to +165C
- Frequency Range 0-18GHz
- VSWR <1.15 (1W) <1.20 (2W)
- Dielectric withstanding Voltage >750V
- Available in 1W and 2W



Part Number	Fitting	Plug or Jack	Watts
RFTERMSMAP1W	SMA	Plug	1W
RFTERMSMAJ1W	SMA	Jack	1W
RFTERMSMAP2W	SMA	Plug	2W
RFTERMSMAJ2W	SMA	Jack	2W

Electrical:

Insulation Resistance:	>5000MOhm
Impedance:	50Ohm
Centre Contact Resistance:	<3.0mOhms
Outer Contact Resistance:	<2.0mOhms

Mechanical:

Centre Contact Retention:	>20N
Coupling Torque:	0.80Nm to 1.10Nm
Coupling Torque (APC-7) RPC 7:	0.70Nm to 1.10Nm
Coupling Torque RPC N:	1.36Nm
Cycles:	>500
Cycles (APC-7) RPC N:	>500
Cycles (APC-7) RPC 7:	>5000

Material

Body:	Passivation of Stainless Steel
Contact:	Beryllium Copper
Insulator:	Adapter ASTM D 1710 UNFILLED ULTEM 1000/PEI
RoHS:	Compliant

Mount Hole Distance	Code
6.35mm	A
7.16mm	B
8.60mm	C
8.65mm	D
8.90mm	E
10.20mm	F
12.20mm	G
12.70mm	H
18.30mm	I

Socket Diameter	Code
0.23mm	A
0.30mm	B
0.38mm	C
0.46mm	D
0.51mm	E
0.91mm	F

Flange Mount Length	Code
9.50mm	A
10.16mm	B
12.70mm	C
14.00mm	D
15.80mm	E
17.50mm	F
25.40mm	G

Function	Code
Straight	A
Right Angle	B
Edge Launch	C
CMC	D
End Launch	E

PCB Thickness	Code
0.61mm	A
0.87mm	B
1.78mm	C
1.88mm	D

Function CMC	Code
Microstrip Line	A
Stripline	B

Seal Position	Code
SMA Side	A
N Side	B

Pin Diameter	Code
0.30mm	A
0.38mm	B
0.60mm	C
0.64mm	D
0.75mm	E
0.80mm	F
0.86mm	G
0.87mm	H
1.00mm	I
1.04mm	J
1.20mm	K
1.27mm	L
1.50mm	M
2.70mm	N

Cable Spec	Code
STA 142	G
UFB142A	G
-GORE 3507	G
1401 Cable	G