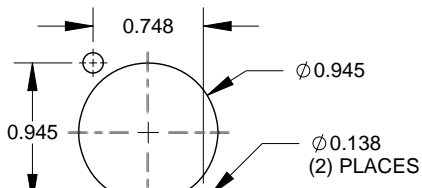


EHBNC2M3 & EHBNC2BM3

M3 x 0.5  
METRIC THREAD  
(2) PLACES



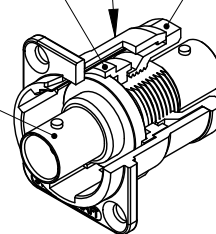
RECOMMENDED  
PANEL CUT-OUT

STANDARD E SERIES HOUSING  
SEE TABLE FOR FINISH

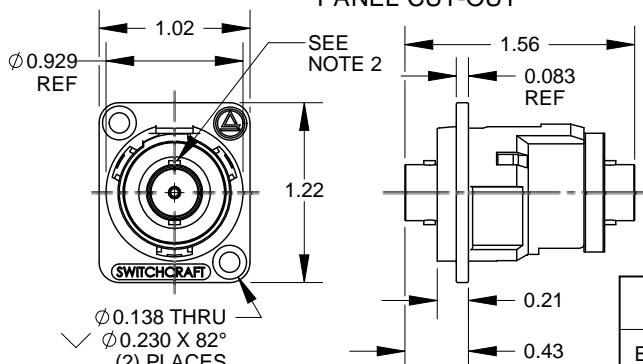
HOUSING INSERT

RETAINING NUT

BNC-TO-BNC  
JACK



EHBNC2 SHOWN



NOTES:

1. MATERIALS:

HOUSING - ZINC ALLOY

HOUSING INSERT - THERMOPLASTIC, BLACK

RETAINING NUT - THERMOPLASTIC, BLACK

BNC JACK - COPPER ALLOY, NICKEL PLATED

2. ORIENTATION OF BAYONET POSTS  $\pm 10^\circ$  FROM VERTICAL.

3. THESE PRODUCTS ARE RoHS COMPLIANT.

PART NUMBER	HOUSING FINISH	MOUNTING HOLES
EHBNC2	NICKEL PLATED	COUNTERSINK FOR #4 FLAT HEAD SCREWS
EHBNC2B	BLACK CHROME	COUNTERSINK FOR #4 FLAT HEAD SCREWS
EHBNC2M3	NICKEL PLATED	M3 x 0.5 THREAD
EHBNC2BM3	BLACK CHROME	M3 x 0.5 THREAD

CUSTOMER DRAWING

					<div>UNLESS OTHERWISE SPECIFIED</div> <div>1. ALL DIMENSIONS IN INCHES</div> <div>- TWO PLACE DECIMALS    ±0.02</div> <div>- THREE PLACE DECIMALS    ±0.005</div>	THIS DRAWING DESCRIBES A DESIGN CONSIDERED PROPRIETARY IN NATURE, DEVELOPED AND MANUFACTURED BY SWITCHCRAFT INC. AND IS RELEASED ON A CONFIDENTIAL BASIS FOR IDENTIFICATION PURPOSES ONLY.														
						SIZE	WIDTH		MULT		LBS/M		TEMPER							
						FINISH						MATERIAL								
						SPEC No.						SPEC No.								
						FIRST USED ON				SCALE		<div>Switchcraft®</div> <div>SHEET 1 OF 1</div>								
						DATE DRAWN		BY	CHKD		APVD									
						5/5/03		MA	MA		MA									
E	27546	7-24-15	TO	TJK																
D	27482	04/20/15	PC	TJK																
C	26415	7/17/09	RS	TJK																
REV	ECO NUMBER	DATE	BY	APVD																
REVISIONS					DO NOT SCALE DRAWING	NAME E SERIES CONNECTOR, BNC FEEDTHROUGH, RoHS								PART No. EHBNC2 SERIES				REV E		

SolidWorks CAD File

