

15A, 600V Super Fast Surface Mount Rectifier

FEATURES

- AEC-Q101 qualified
- Planar technology
- Low power loss, high efficiency
- Ideal for automated placement
- Moisture sensitivity level: level 1, per J-STD-020
- RoHS Compliant
- Halogen-free


APPLICATIONS

- High frequency switching
- DC/DC
- Snubber

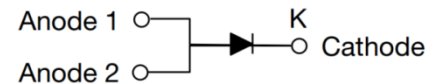
MECHANICAL DATA

- Case: ThinDPAK
- Molding compound meets UL 94V-0 flammability rating
- Terminal: Matte tin plated leads, solderable per J-STD-002
- Meet JESD 201 class 2 whisker test
- Polarity: Indicated by cathode band
- Weight: 0.196g (approximately)

KEY PARAMETERS		
PARAMETER	VALUE	UNIT
I_F	15	A
V_{RRM}	600	V
I_{FSM}	240	A
$T_J \text{ MAX}$	175	°C
Package	ThinDPAK	
Configuration	Single die	



ThinDPAK



ABSOLUTE MAXIMUM RATINGS ($T_A = 25^\circ\text{C}$ unless otherwise noted)

PARAMETER		SYMBOL	VALUE	UNIT
Repetitive peak reverse voltage		V_{RRM}	600	V
Reverse voltage, total rms value		$V_{R(RMS)}$	420	V
Forward current		I_F	15	A
Surge peak forward current single half sine-wave superimposed on rated load	$t = 8.3\text{ms}$	I_{FSM}	240	A
	$t = 1.0\text{ms}$		460	
Junction temperature		T_J	-55 to +175	°C
Storage temperature		T_{STG}	-55 to +175	°C

THERMAL PERFORMANCE

PARAMETER	SYMBOL	TYP	UNIT
Junction-to-lead thermal resistance	$R_{\theta JL}$	2	°C/W
Junction-to-ambient thermal resistance	$R_{\theta JA}$	11	°C/W
Junction-to-case thermal resistance	$R_{\theta JC}$	1	°C/W

Thermal Performance Note: Units mounted on heatsink 2"x 3"x 0.25" Al-plate

ELECTRICAL SPECIFICATIONS ($T_A = 25^\circ\text{C}$ unless otherwise noted)

PARAMETER	CONDITIONS	SYMBOL	TYP	MAX	UNIT
Forward voltage ⁽¹⁾	$I_F = 7.5\text{A}, T_J = 25^\circ\text{C}$	V_F	1.21	-	V
	$I_F = 15\text{A}, T_J = 25^\circ\text{C}$		1.37	1.5	V
	$I_F = 7.5\text{A}, T_J = 125^\circ\text{C}$		0.94	-	V
	$I_F = 15\text{A}, T_J = 125^\circ\text{C}$		1.12	-	V
Reverse current @ rated V_R ⁽²⁾	$T_J = 25^\circ\text{C}$	I_R	-	5	μA
	$T_J = 125^\circ\text{C}$		9.2	-	μA
Junction capacitance	1MHz, $V_R = 4.0\text{V}$	C_J	103	-	pF
Reverse recovery time	$I_F = 0.5\text{A}, I_R = 1.0\text{A}, I_{rr} = 0.25\text{A}$	t_{rr}	-	35	ns
	$I_F = 1.0\text{A}, di/dt = 50\text{A}/\mu\text{s}, V_R = 30\text{V}$		36	-	
Reverse recovery current	$I_F = 15\text{A}, di/dt = 200\text{A}/\mu\text{s}, V_R = 400\text{V}$	I_{RM}	4.3	-	A
Reverse recovery charge		Q_{rr}	248	-	nC
Reverse recovery time		t_{rr}	81	-	ns

Notes:

1. Pulse test with $PW = 0.3\text{ms}$
2. Pulse test with $PW = 30\text{ms}$

ORDERING INFORMATION

ORDERING CODE	PACKAGE	PACKING
PSAD15JH	ThinDPAK	4,500 / Tape & Reel

CHARACTERISTICS CURVES

($T_A = 25^\circ\text{C}$ unless otherwise noted)

Fig.1 Forward Current Derating Curve

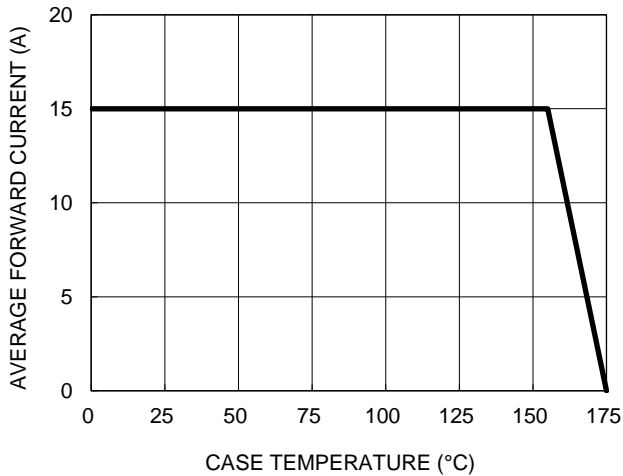


Fig.2 Typical Junction Capacitance

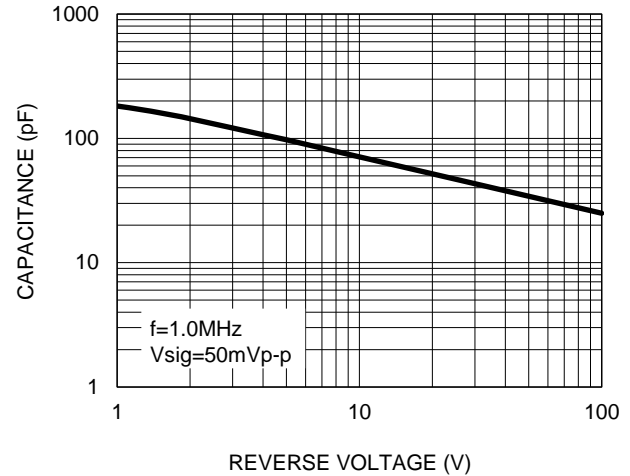


Fig.3 Typical Reverse Characteristics

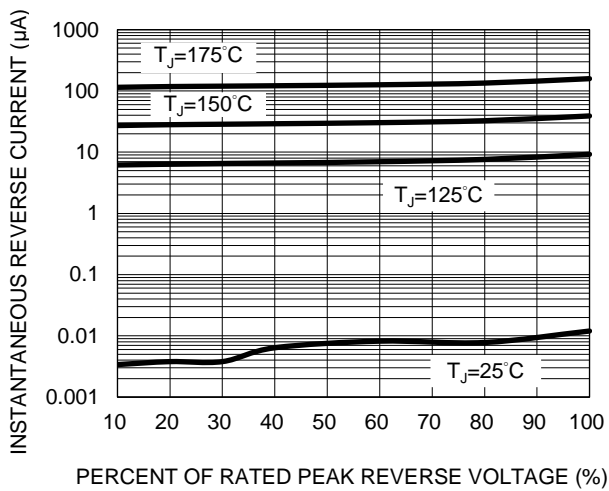


Fig.4 Typical Forward Characteristics

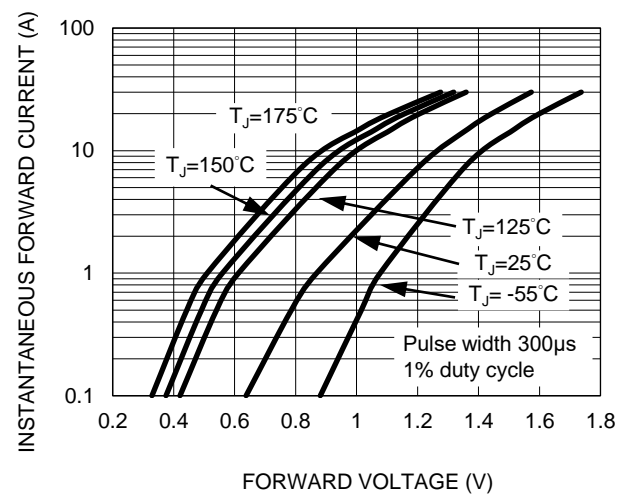
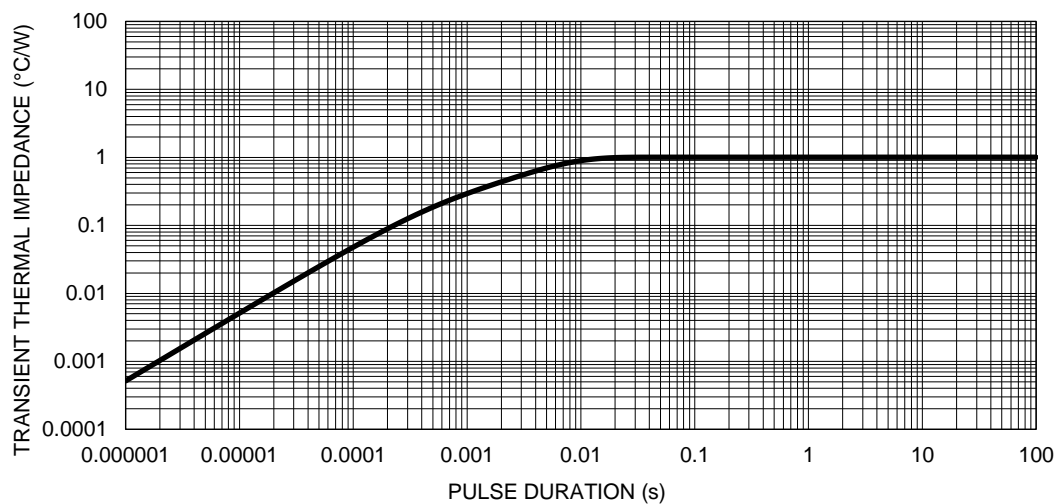
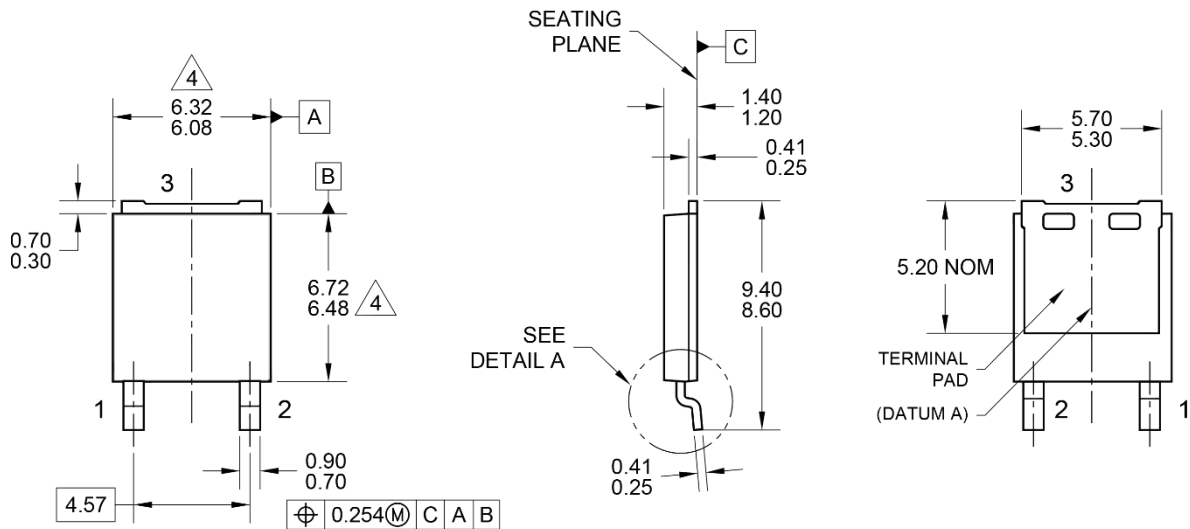


Fig.5 Typical Transient Thermal Impedance



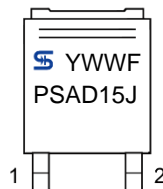
PACKAGE OUTLINE DIMENSIONS

ThinDPAK



DETAIL A, ROTATED -90°
(SCALE 4:1)

SUGGESTED PAD LAYOUT



MARKING DIAGRAM

YWW = DATE CODE
F = FACTORY CODE

NOTES: UNLESS OTHERWISE SPECIFIED

1. ALL DIMENSIONS ARE IN MILLIMETERS.
2. DIMENSIONING AND TOLERANCING PER ASME Y14.5M-1994.
3. PACKAGE OUTLINE REFERENCE: JEDEC TO-252, VARIATION AE, ISSUE F.

4. MOLDED PLASTIC BODY DIMENSIONS DO NOT INCLUDE MOLD FLASH, PROTRUSION, OR GATE BURRS.

5. DWG NO. REF: HQ2SD07-TDPAK-065 REV A.

Notice

Specifications of the products displayed herein are subject to change without notice. TSC or anyone on its behalf, assumes no responsibility or liability for any errors or inaccuracies.

Purchasers are solely responsible for the choice, selection, and use of TSC products and TSC assumes no liability for application assistance or the design of Purchasers' products.

Information contained herein is intended to provide a product description only. No license, express or implied, to any intellectual property rights is granted by this document. Except as provided in TSC's terms and conditions of sale for such products, TSC assumes no liability whatsoever, and disclaims any express or implied warranty, relating to sale and/or use of TSC products including liability or warranties relating to fitness for a particular purpose, merchantability, or infringement of any patent, copyright, or other intellectual property right.

The products shown herein are not designed for use in medical, life-saving, or life-sustaining applications. Customers using or selling these products for use in such applications do so at their own risk and agree to fully indemnify TSC for any damages resulting from such improper use or sale.