

AC/DC AND DC/DC CONVERTERS

Series	Power	Case size	Single/ Dual	Nominal input voltage (DC)			features
				1:1 Range	2:1 Range	4:1 Range	
REM1	1W	SIP7	S	3.3 / 5 / 12 / 15			2MOPP@250VAC
REM2	2W	SIP8	S+D	3.3 / 5 / 12 / 15 / 24			2MOPP@250VAC
REM3	3W	DIP24	S+D		5 / 12 / 24 / 48	24 / 48	5kVAC isolation
REM3.5E	3.5W	DIP24/SMD	S+D		5 / 12 / 24 / 48		2MOPP@250VAC
REM5E	5W	DIP24/SMD	S+D		5 / 12 / 24 / 48		2MOPP@250VAC
REM6	6W	DIP24	S+D		5 / 12 / 24 / 48	24 / 48	5kVAC isolation
REM6E	6W	SIP24/SMD	S+D		12 / 24 / 48		2MOPP@250VAC
REM10	10W	DIP24	S+D		5 / 12 / 24 / 48	24 / 48	5kVAC isolation
REM15	15W	1.6"x1"	S+D			24 / 48	5kVAC isolation
REM20	20W	1.6"x1"	S+D			24 / 48	5kVAC isolation
REM30	30W	2"x1"	S+D			24 / 48	5kVAC isolation

Norms/Standards

UL/CSA/IEC/EN 60601-1 3rd Edition medical safety certified, EN 60601-1-2 4th Edition medical EMC compliant with external filter, 2 MOPP/2MOOP with 250V AC working voltage, <8mm creepage/clearance, low leakage current

Series	Power	Case size	Single/ Dual	AC input range	DC output	features
RACM18	18W	Ø53 x 24.5mm	S	90-264VAC	5 / 12 / 24	wired (IP65) or PCB-mount**
RACM30	30W	Ø53 x 24.5mm	S	90-264VAC	12 / 24	wired (IP65) or PCB-mount**
RACM40	40W	3" x 2"	S	90-264VAC	5 / 12 / 15 / 24 / 48	open frame or enclosed**
RACM65	65W	3" x 2"	S	90-264VAC	5 / 12 / 15 / 24 / 48	open frame or enclosed**
RACM100	100W	3" x 2"	S	90-264VAC	12 / 15 / 24 / 48	open frame or enclosed**
RACM150	150W	4" x 2"	S	90-264VAC	12 / 15 / 24 / 48	open frame or enclosed**
RACM230	230W	4" x 2"	S	90-264VAC	12 / 24 / 36 / 48 / 54	open frame or enclosed*, **
RACM550	550W	5" x 3"	S	90-264VAC	24 / 36 / 48 / 54	open frame*

Norms/Standards

UL/CSA/IEC/EN 60601-1 3rd Edition medical safety certified, EN 60601-1-2 4th Edition medical EMC compliant, 2 MOPP/2MOOP with 250V AC working voltage, <8mm creepage/clearance, low leakage current, CE Marked.
(* class I, **class II)

DC/DC, AC/DC, DC/AC SOLUTIONS

Rating	MIN	MAX	MIN	MAX
Input voltage		Output power		
AC/DC	24V	400V	10W	3kW
DC/DC	7V	800V	10W	3kW
DC/AC	14V	400V		

Specifications

Output voltage	3.3V	200V		
Output current		250A		
Operating-storage temp °C	-40°C	+60°C		
Efficiency		up to 92%		
Power density (W/liter)		700		

Mechanical features

Open card	■
Closed box	■
19" rack module	■


Connecting interfaces

Screw connectors	■
DIN 41612 connectors	■
Wired connectors (MOLEX)	■
Spring connectors (WAGO)	■
D-SUB connectors	■

Norms/Standards

EN60601	EN6100-6-3	EN61000-6-2
---------	------------	-------------

POWER SUPPLIES FOR DISTRIBUTED POWER ARCHITECTURE



MEDICAL POWER SUPPLIES

Broad AC/DC and DC/DC PSU range

WE POWER YOUR PRODUCTS

POWER SUPPLIES FOR DISTRIBUTED POWER ARCHITECTURE

RECOM



AC/DC AND DC/DC PRODUCTS FOR MEDICAL APPLICATIONS

Today's medical applications have strict regulatory requirements in both hospital and non-hospital environments. We specifically designed our cost-effective DC/DC and AC/DC power supplies to meet them without compromise. All our medical grade converters are fully tested drop-in products.

MEDICAL FEATURES

- 1:1, 2:1 or 4:1 input voltage range (DC/DC)
- UL/IEC/EN60601 3rd Ed. certified with CB report
- No additional components needed
- for normal operation
- Built-in EN55022 Class A filter
- Reinforced isolation
- 2 x MOPP
- Low leakage current



HIGH-GRADE MEDICAL DC/DC CONVERTERS

RECOM's 3W - 30W medical grade regulated and unregulated DC/DC converters feature 250VAC working voltage, up to 5kVAC/1min reinforced isolation and low 2 μ A leakage. An optional external control pin brings standby consumption down to 12.5mW.

Products: REM3, REM6, REM10, REM15, REM20, REM30

COST EFFECTIVE MEDICAL DC/DC CONVERTERS

Reinforced isolation provides an additional level of safety beyond the standard functional isolation to comply with the medical safety standard UL/IEC/EN60601-1 3rd Ed. Due to an innovative design, RECOM offers low power DC/DC converters in compact packages with up to 10kVDC isolation.

Products: REM1, REM2, RxxPxx/R, REM3.5E, REM5E, REM6E



MEDICAL-GRADE AC/DC CONVERTERS

RECOM's RACM series are highly efficient 18W to 1000W AC/DC power supplies with 2 x MOPP safety approval for mains-powered medical applications. These enclosed power supplies have universal AC input voltage, 4kVAC isolation, low standby consumption, active PFC (>0.95) and do not require a minimum load.

Products: RACM series

MAIN APPLICATIONS:

- Clinical medical equipment
- Home health care equipment
- High voltage monitoring systems

AC/DC AND DC/DC PRODUCTS FOR MEDICAL APPLICATIONS

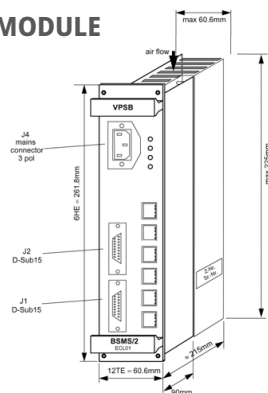
POWER CONTROL SYSTEMS propose a wide range of power supplies for electromedical appliances for analysis labs and with characteristics that are suitable for the contact with the patient, highly insulated and with a low leakage current. Conformity with the standards of the sector. Markings and approvals on.

BROAD RANGE OF AC/DC AND DC/DC PSU

- Single output and multi-output versions available
- High efficiency
- Low ripple and noise
- UL recognized, IMQ approved, CSA certified versions

OUR PRODUCTS:

19" PLUG-IN-MODULE M428-R-X-N2



M428-R-X-N2

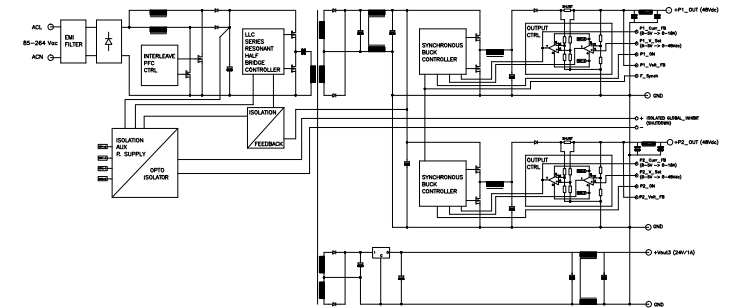
- @ Drift
- 500ppm/°C for current feedback signal
- 50ppm/°C for output voltage regulation
- EMI Filter
- Short circuit protection constant current
- Overvoltage protection at $V_{out}+25\%$ typ
- Medical compliant



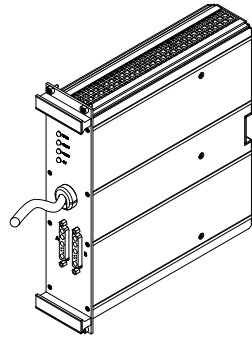
POWER CONTROL SYSTEMS
RECOM GROUP

MAIN APPLICATIONS:

- Clinical medical equipment
- Home health care equipment
- High voltage monitoring systems

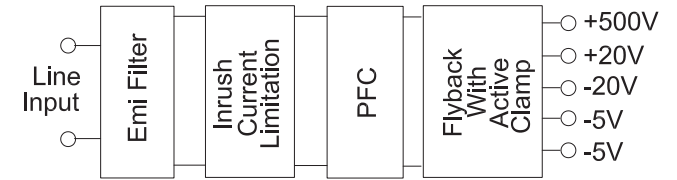


POWER SUPPLY M129-R-X

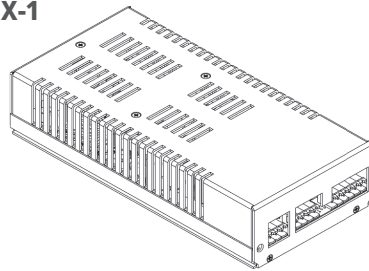


M129-R-X

- Multiple DC Output
- 117Wmax, 100 – 240V
- AC Input Convection Cooled
- Mains Frequency 50/60Hz
- Inrush Current Limitation <25Apk
- Medical Compliant

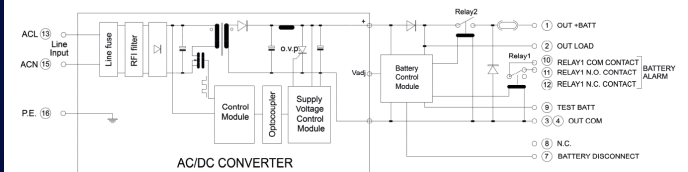


POWER SUPPLY S126-CK-CBX-1

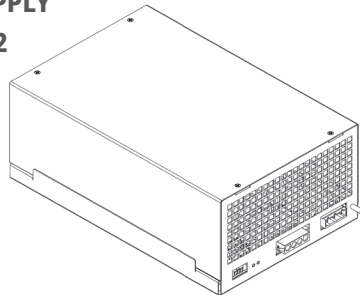


S126-CK-CBX -1

- Single output AC/DC
- 138Wmax, 90÷264
- AC input
- Single DC output
- Frequency 50/60Hz
- Input inrush current protection
- Medical compliant

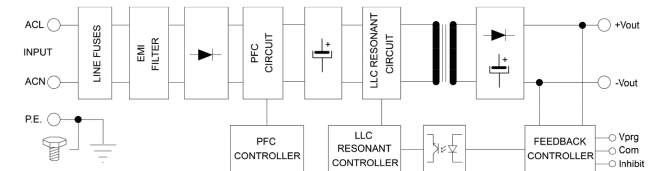


POWER SUPPLY SA609-X-N2

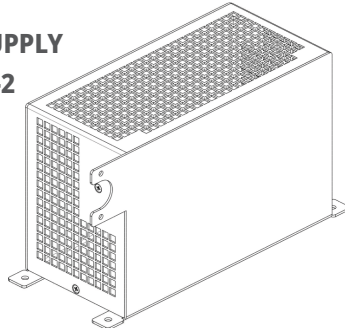


SA609-X-N2

- Single output AC/DC
- 600Wmax, 100÷240
- AC input
- Single DC output
- Frequency 47/63Hz
- Input inrush current protection
- Medical compliant



POWER SUPPLY M269-C-X-2



M269-C-X-2

- Multi outputs AC/DC
- 334Wmax, 85÷264
- AC input
- Multi DC outputs
- Frequency 47/63Hz
- Input inrush current protection
- Medical compliant

