

Murata UWB module Type-2DK

Document and Software package download guide from my Murata

Jan. 18th, 2022 : Rev A

Oct. 12th, 2022 : Rev B

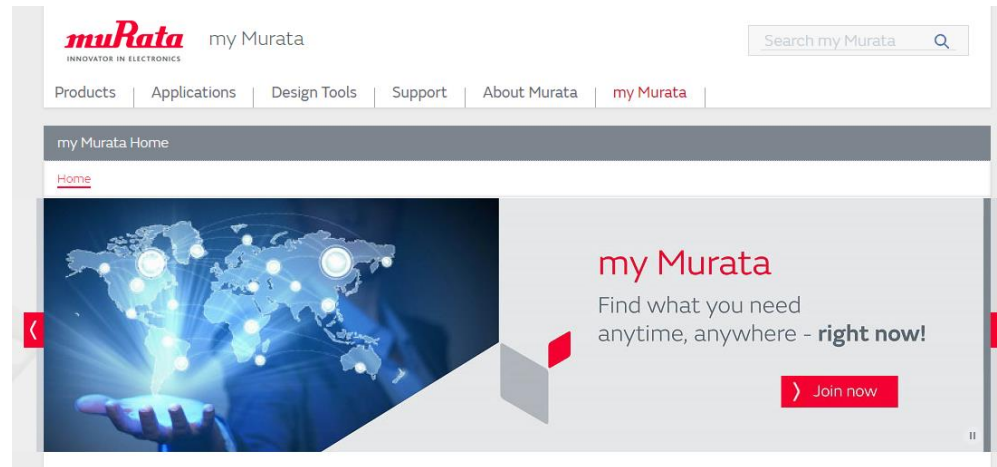
Jul. 10th, 2023 : Rev C

Jul. 27th, 2023 : Rev D



my Murata web site

Type2DK EVK



This is the guide to download technical document and software package from my Murata site.

For registration and download, you need

- *Account of my Murata

- *Type2DK EVK

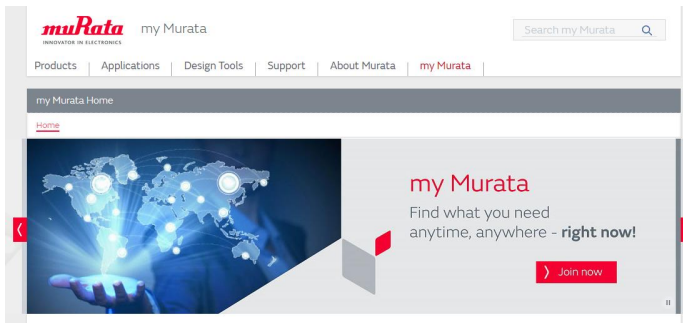
- *Code for registration [Label on Type2DK EVK]

Step1 : Make an account of my Murata

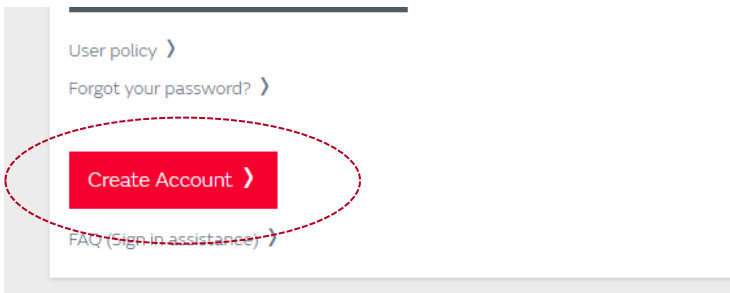
If you have no account of my Murata, please visit my Murata and create Account.
In case you already have my Murata account, skip this step.

my Murata address: <https://my.murata.com/>

my Murata TOP page



Create Account



Please fill necessary information and create account

Step2-1 : Request to access to download site




Site name	Contents
Type2DK Document Site	UWBIOT SR040 MCU SDK site Datasheet Reference Schematic / Design Software Guide Test Guide Calibration Guide Certification Guide Technical support forum

From TOP of myMurata page, please go to “NXP Based UWB Modules” and open this category. Type2DK Document site is open only for site member.
To access to this site, please click “Request Access” to request membership.

Step2-2 : Request to access to download site

EVK Rev3.1 or earlier

Please check serial number on the label of EVK, then serial number here.



my Murata Home

[Home](#)

< Request Membership for Type2BP Nearby Interaction with U1 SDK Site

This is Type2BP Nearby Interaction with U1 SDK Site for customers who purchased Type2BP EVBs.
Input the Serial No. written in the development kit and click the "Request Membership" button. You will receive an email after the number is confirmed.
(The confirmation process might take a few days. We appreciate for your kind understanding and cooperation.)

Please input a serial number. (8 -16 characters)
(Registration code provided upon my Murata account ID registration process is NOT a serial code for here.)

2DK00000A

Note : "2DK0000A" is the example serial number, can't use this serial for registration.
Please input serial number on your EVK.

Example 1: The e-mail address domain does not belong to a company. Educational institution, including university(e.g., *@*.ac.jp), organization except company, personal(e.g., *@*.ne.jp), free e-mail (e.g., @gmail.com, @outlook.com, @gg.com, @163.com etc.) or e-mail address domain of internet provider(e.g., *@att.net, *@softbank.ne.jp, *@*.biglobe.ne.jp, *@*.ocn.ne.jp etc.) may not be approved as site membership.
Example 2: Based on your e-mail address domain, we cannot find your company's website or business.
Example 3: Based on your company's website, you belong to one of our competitors or its distributors which offer the same products or solutions of this site.
Example 4: Based on your company's website, you may not be considered as an applicable client in products or solution of each site.
3. You belong to a defense/military company* or your "Primary Application" selected in account creation page or "Primary Application" of sample request is related to defense/military/weapons.
*Our policy regarding defense/military applications.
4. Your company belongs to a country, region, or company that is designated by law or regulation.
5. Other


Request membership Cancel

Input correct serial number, then press "request membership".
After that, return to my Murata page. Please wait a mail of confirmation.

Step2-2 : Request to access to download site

EVK Rev4.0 or later

Please check serial number on the label of EVK, then serial number here.



my Murata Home

[Home](#)

< Request Membership for Type2BP Nearby Interaction with U1 SDK Site

This is Type2BP Nearby Interaction with U1 SDK Site for customers who purchased Type2BP EVBs.
Input the Serial No. written in the development kit and click the "Request Membership" button. You will receive an email after the number is confirmed.
(The confirmation process might take a few days. We appreciate for your kind understanding and cooperation.)

Please input a serial number. (8 -16 characters)
(Registration code provided upon my Murata account ID registration process is NOT a serial code for here.)

1234ABC

Note : "2DK0000A" is the example serial number, can't use this serial for registration.
Please input serial number on your EVK.

Example 1: The e-mail address domain does not belong to a company. Educational institution, including university(e.g., *@*.ac.jp), organization except company, personal(e.g., *@*.ne.jp), free e-mail (e.g., @gmail.com, @outlook.com, @gg.com, @163.com etc.) or e-mail address domain of internet provider(e.g., *@att.net, *@softbank.ne.jp, *@*.biglobe.ne.jp, *@*.ocn.ne.jp etc.) may not be approved as site membership.
Example 2: Based on your e-mail address domain, we cannot find your company's website or business.
Example 3: Based on your company's website, you belong to one of our competitors or its distributors which offer the same products or solutions of this site.
Example 4: Based on your company's website, you may not be considered as an applicable client in products or solution of each site.
3. You belong to a defense/military company* or your "Primary Application" selected in account creation page or "Primary Application" of sample request is related to defense/military/weapons.
*Our policy regarding defense/military applications.
4. Your company belongs to a country, region, or company that is designated by law or regulation.
5. Other

Request membership Cancel

Input correct serial number, then press "request membership".
After that, return to my Murata page. Please wait a mail of confirmation.

Confirmation mail from Murata



In case your request accepted by Murata, you will receive “approved” mail.

If your request is not approved, you also will receive “not approved” mail.

In case, below may be a reason.

1. Your information/code does not satisfy our site membership approval qualification.
 - e.g.1: Serial Code or Registration Code which you entered when requesting site membership is incorrect.
 - e.g.2: The domain of your “email address” is not a company domain. Educational institution, organization, personal, or free e-mail (e.g., @gmail.com, @outlook.com, @gg.com, @163@.com) may not be approved as site membership.
2. You belong to one of our competitors or its distributors which offer the same products or solutions of this site.

Step3 : Click through Terms & condition

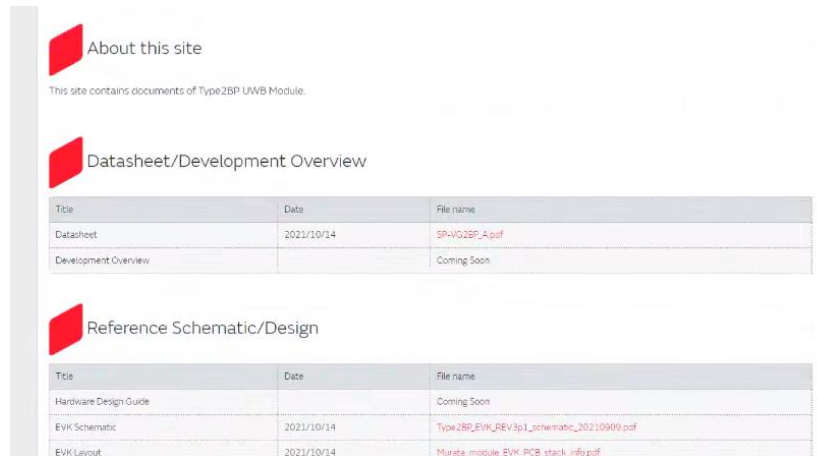
After you receive approved mail, please visit the site which you request membership.

Then, you will see

*Terms & Conditions for technical document download site.

Please check the contents, and if you can agree it, press “I agree” button.

Then you can access the files as below.



The screenshot shows a web interface for downloading technical documents. It features three main sections, each with a red Murata logo icon:

- About this site**: A text block stating "This site contains documents of Type2BP UWB Module."
- Datasheet/Development Overview**: A table with three columns: Title, Date, and File name. It lists a Datasheet (dated 2021/10/14, file: SP-VG2BP_A.pdf) and a Development Overview (Coming Soon).
- Reference Schematic/Design**: A table with three columns: Title, Date, and File name. It lists a Hardware Design Guide (Coming Soon), an EVK Schematic (dated 2021/10/14, file: Type2BP_EVK_REV3p1_schematic_20210909.pdf), and an EVK Layout (dated 2021/10/14, file: Murata_module_EVK_PCB_stack_up_info.pdf).

Title	Date	File name
Datasheet	2021/10/14	SP-VG2BP_A.pdf
Development Overview		Coming Soon

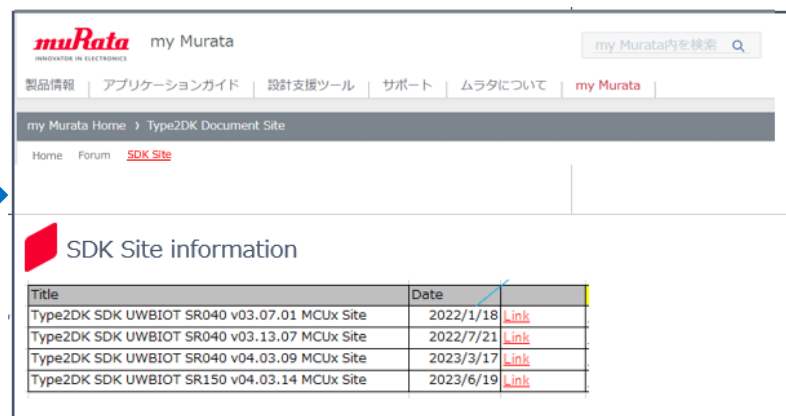
Title	Date	File name
Hardware Design Guide		Coming Soon
EVK Schematic	2021/10/14	Type2BP_EVK_REV3p1_schematic_20210909.pdf
EVK Layout	2021/10/14	Murata_module_EVK_PCB_stack_up_info.pdf

Document download site

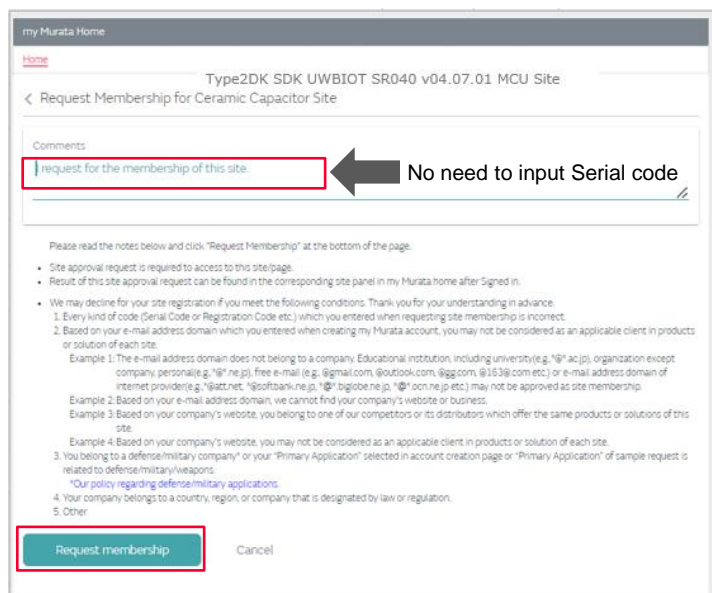
Step4 : Request to access to SR040 SDK site



Click SDK Sites tab



This tab show the Link of each SDK site.
Click the Link URL to transition to the SDK site.
The first time you access the SDK site, an approval request is required.



No need to input Serial code.
Just only click "Request membership" button.



Please wait a moment for the approval to complete.
If you are approved, an approval email will be sent to your email address and you will be able to access the site URL provided in email.

Step4 : Click through SLA

After you receive approved mail, please visit the site which you request membership.

Then, you will see

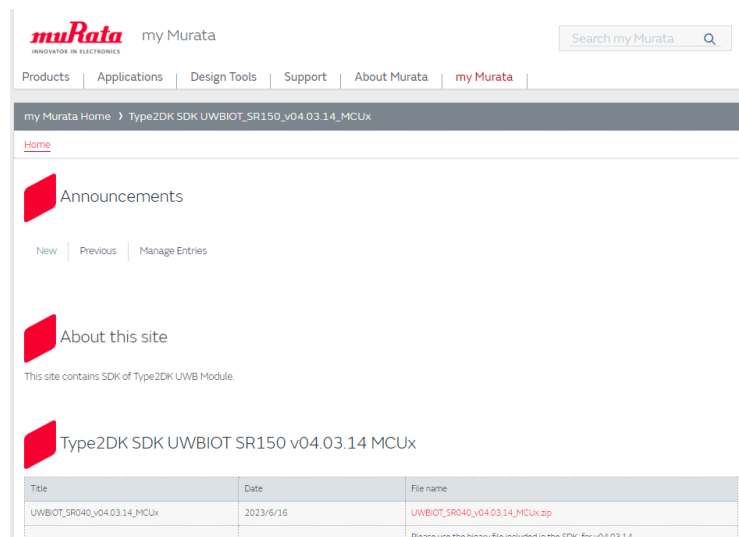
*SLA / SCR for SDK download site

Please check the contents, and if you can agree it, press “I agree” button.

*Note : About SDK, Murata distribute SDK of NXP, if you agree SLA, NXP's SOFTWARE LICENSE AGREEMENT shall be entered into between **NXP B.V.** and you.

Murata has no obligations to provide any warranties and indemnification to you in related to the Licensed Software. Any agreements entered into between you and Murata are not applied for the Licensed Software.

Then you can access the files as below.



The screenshot shows the 'my Murata' website interface. The header includes the muRata logo and navigation links: Products, Applications, Design Tools, Support, About Murata, and my Murata. A search bar is also present. The main content area displays the breadcrumb 'my Murata Home > Type2DK SDK UWBIOT_SR150_v04.03.14_MCUx'. Below this, there are sections for 'Announcements', 'About this site', and 'Type2DK SDK UWBIOT SR150 v04.03.14 MCUx'. The 'About this site' section states 'This site contains SDK of Type2DK UWBIOT Module.' The 'Type2DK SDK UWBIOT SR150 v04.03.14 MCUx' section contains a table with the following data:

Title	Date	File name
UWBIOT_SR040_v04.03.14_MCUx	2023/6/16	UWBIOT_SR040_v04.03.14_MCUx.zip

Below the table, a note states: 'Please use the binary file included in the SDK for v04.03.14.'

SDK download

Revision History

Revision	Release Date	Comments
A	Jan. 18 th , 2022	Initial revision
B	Oct. 12 th , 2022	Page 2, 5 modified
C	Jul. 10 th , 2023	Add Rev4.0 information
D	Jul. 27 th , 2023	Page 4-10 modified