


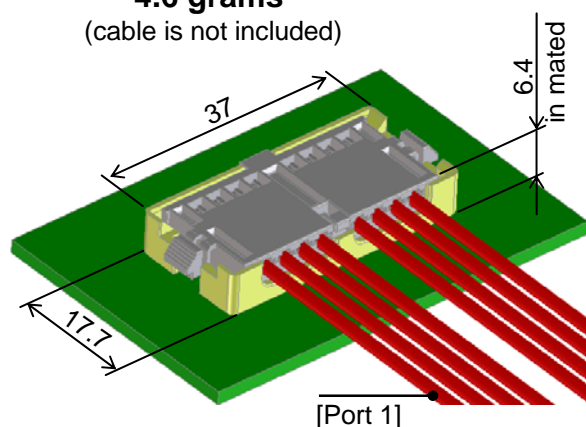
◆ Features

1. Non-Magnetic coaxial connector
2. Small Size & Light Weight
3. Vertical mate, horizontal cable out
4. High lock strength & cable pull resistance
5. Easy cable termination with soldering both center and outer conductors
6. Flow mounting or manual soldering for PCB mounting
7. Applicable cable ranges from ϕ 1.13 to 1.8 mm
8. RoHS compliant



◆ Small Size & Light Weight

4.6 grams
(cable is not included)

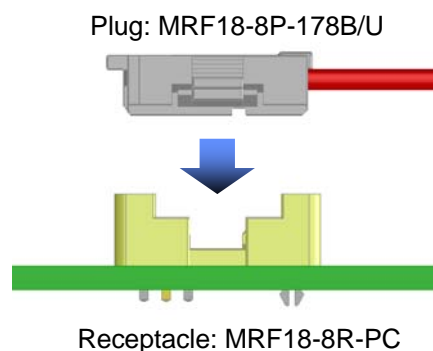


Cable Outer Dia.: ϕ 1.13 to 1.8 mm
 Cable Pull Force: 70 N/line
 (Actual measured value with RG-178B/U cable)
 Lock Strength: 28 N
 (Actual measured value when cables are pulled up)

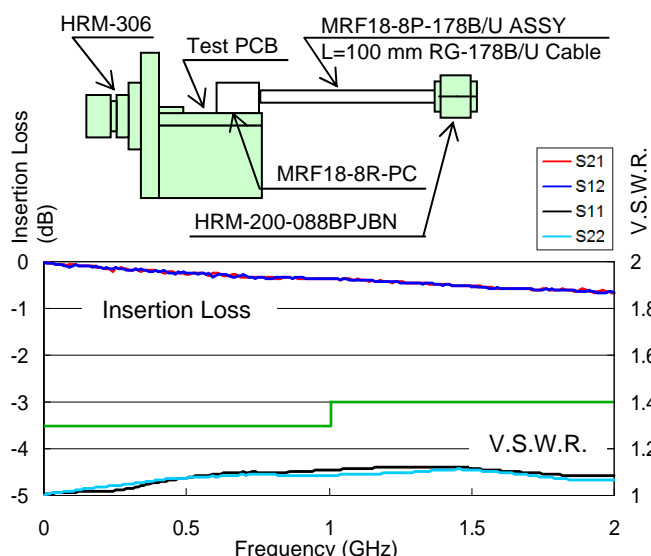
◆ Specifications

Characteristic Impedance	50 Ω
Operating Temperature Range	-40 °C to + 125 °C (includes temperature rise caused by current flow)
V.S.W.R.	1.3 Max. from DC to 1 GHz 1.4 Max. from 1 to 2 GHz
Contact Resistance	Center: 35 m Ω Max. Outer: 20 m Ω Max.
Insulation Resistance	500 M Ω Min. (DC100 V)
Withstanding Voltage	AC 300 V for 1 minute
Durability	30 times

◆ Vertical Mate Allows Layout on PCB Center



◆ High Frequency Characteristics Data at [Port 1]



Specifications herein are subject to change without notice. Contact Hirose for latest specifications, drawings or availabilities.