

Shielded Stacked 2x4 RJ45

8P/8C Shielded Stacked and Ganged 2x4 RJ45 Ethernet Connectors



Product Features:

- Shielded RJ45 2x4 Connectors
- Minimum of 750 Mating Cycles
- Multiple Gold Contact Plating Options
- DWV - 1500VAC Contact to Shield
- Current Rating - 1.5A
- Voltage Rating - 125V
- UL94V-0 Flammability Rating

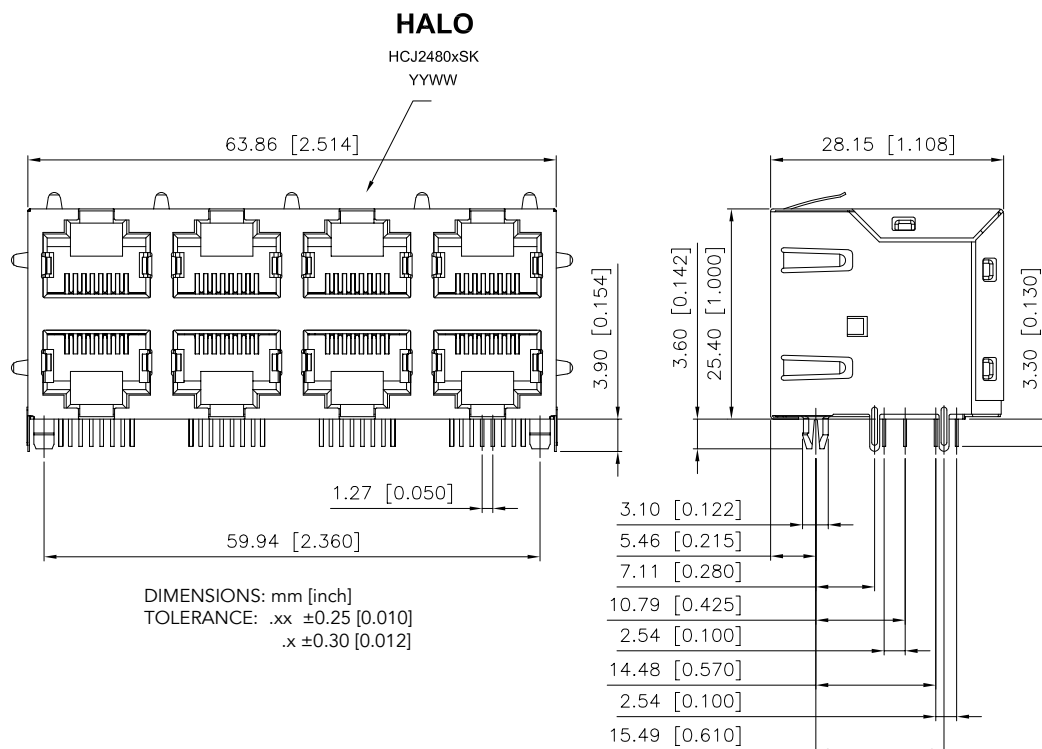
Part Number	Mechanical	Contact Gold Plating (min)	Operating Temp Range	LED Color (L/R)
HCJ24-802SK	A	6 μ "	-40°C to +85°C	None
HCJ24-804SK	A	30 μ "	-40°C to +85°C	None
HCJ24-805SK	A	50 μ "	-40°C to +85°C	None
HCJ24-802SK-L11	B	6 μ "	-40°C to +85°C	Green/Green
HCJ24-804SK-L11	B	30 μ "	-40°C to +85°C	Green/Green
HCJ24-805SK-L11	B	50 μ "	-40°C to +85°C	Green/Green
HCJ24-802SK-L12	B	6 μ "	-40°C to +85°C	Green/Yellow
HCJ24-804SK-L12	B	30 μ "	-40°C to +85°C	Green/Yellow
HCJ24-805SK-L12	B	50 μ "	-40°C to +85°C	Green/Yellow
HCJ24-802SK-L21	B	6 μ "	-40°C to +85°C	Yellow/Green
HCJ24-804SK-L21	B	30 μ "	-40°C to +85°C	Yellow/Green
HCJ24-805SK-L21	B	50 μ "	-40°C to +85°C	Yellow/Green

Notes:

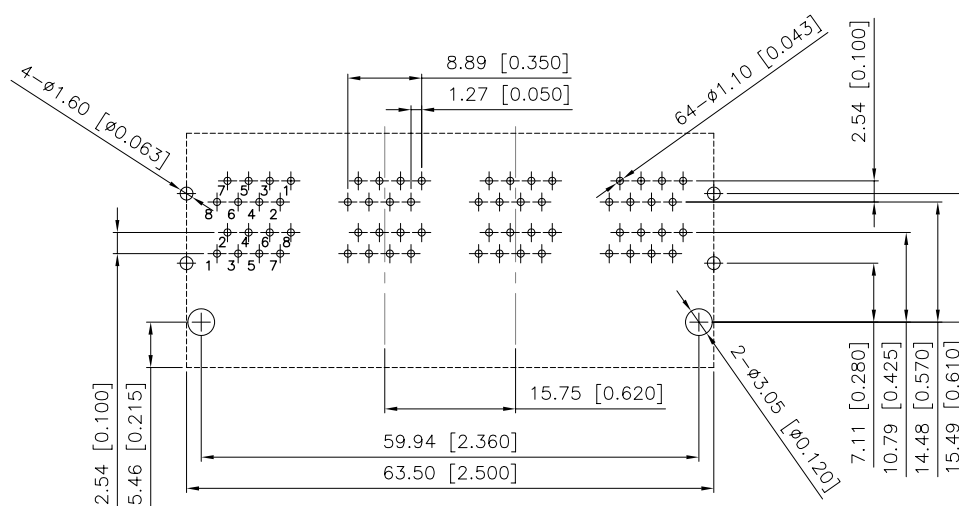
1. Alternate footprints, shielding, and LED colors available. Please contact the factory for additional information.
2. Part specific datasheets available upon request.

HALO 8P/8C Shielded Stacked and Ganged 2x4 RJ45

A - Mechanical (w/o LEDs)



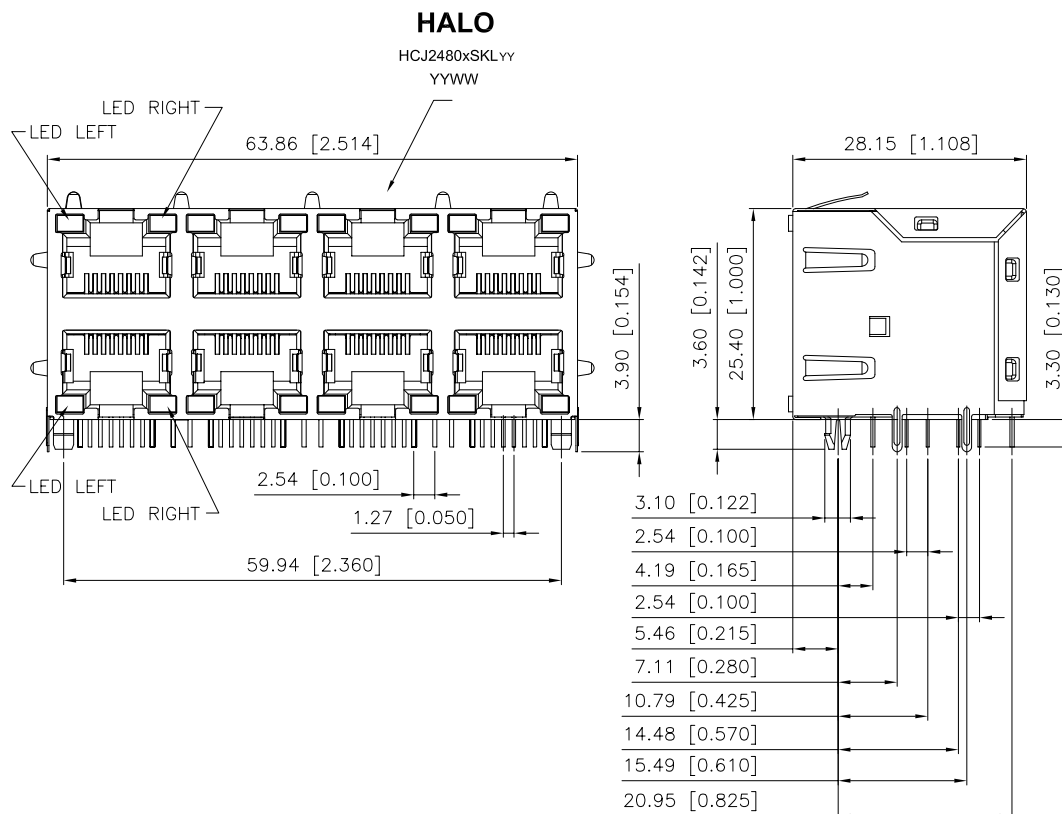
A - PCB Layout (w/o LEDs)



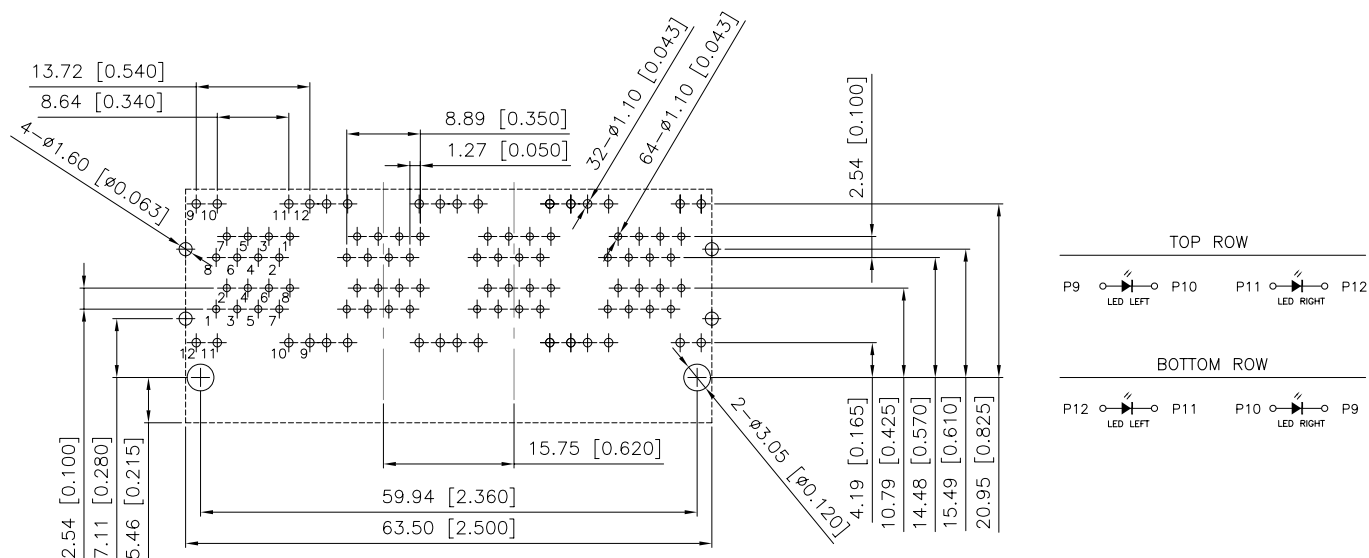
Recommended PCB Layout (Top View)
Dimensional Tolerance: ±0.08 [0.003]

HALO 8P/8C Shielded Stacked and Ganged 2x4 RJ45

B - Mechanical (w/ LEDs)



B - PCB Layout (w/ LEDs)



Recommended PCB Layout (Top View)
Dimensional Tolerance: ± 0.08 [0.003]

