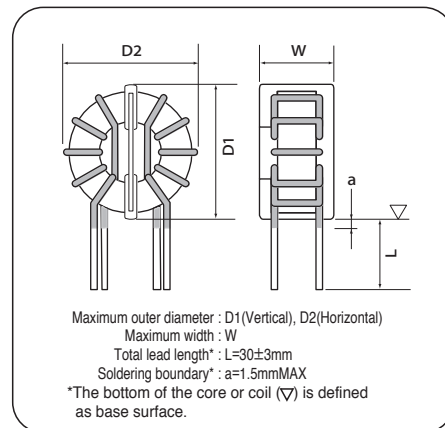


◆ MAJOR USES

- Common mode noise filter for AC/DC

◆ FEATURES

- Achieved significant miniaturization due to high permeability core
- High inductance in spite of a small number of turns
- Low temperature rise due to low D.C. resistance
- Stable frequency performance of noise suppression in wide frequency range
- Excellent temperature characteristics

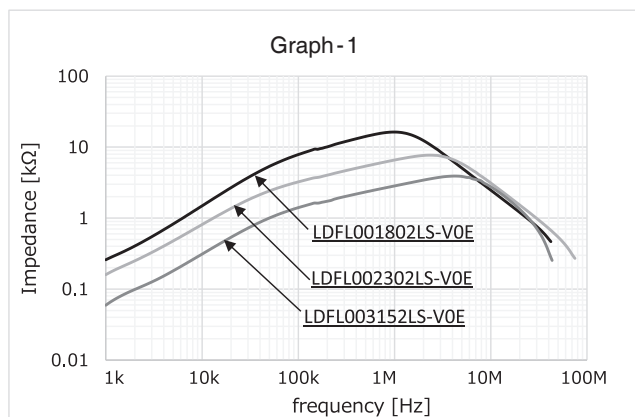


Coil Part No.	Core Part No.	Rated voltage [V]	Rated Current [A]	Inductance		D.C.R. mΩ (max)	Winding mm φ-lines	Outside Dimensions			Frequency Characteristics Graph	Temperature rise Graph
				10kHz [mH]	100kHz [mH]			D1 [mm]	D2 [mm]	W [mm]		
● LDFL001802LS-V0E	F110705MX	250	1	28.0	8.0	200.0	0.35-1P	15.0	16.0	11.9	1	-
● LDFL002302LS-V0E			2	11.6	3.0	85.0	0.45-1P	15.0	16.0	11.9		-
● LDFL003152LS-V0E			3	5.6	1.5	45.0	0.55-1P	15.0	16.0	11.9		-
LDFL003552L5-V0E	F211205MX	250	3	22.0	5.5	56.0	0.7-1P	28.0	29.0	15.0	2	-
LDFL005132L5-V0E			5	5.4	1.3	16.0	1.0-1P	29.0	30.0	15.0		-
LDFL008451L5-V0E			8	1.8	0.5	6.5	1.3-1P	29.5	31.0	15.0		-
LDFL003153L6-V0E	F221310MX	250	3	60.0	15.0	82.0	0.7-1P	29.0	30.5	20.5	3	-
LDFL005332L6-V0E			5	13.0	3.3	21.0	1.0-1P	29.0	30.5	20.0		-
LDFL008102L6-V0E			8	4.2	1.0	9.0	1.3-1P	29.5	31.5	20.5		-
LDFL005302LT-V0E	F281510MX	250	5	13.0	3.0	17.0	1.1-1P	34.0	36.0	20.0	4	-
LDFL010102LT-V0E			10	5.8	1.0	8.0	1.5-1P	34.0	38.0	22.0		-
LDFL005502LT-V0E			5	23.0	5.0	23.0	1.1-1P	34.5	36.5	20.5		-
LDFL015102LT-V0E			15	3.7	1.0	6.0	1.6-1P	34.5	38.0	20.5		-
LDFL010302LT-V0E			10	13.0	3.0	11.0	1.4-1P	36.0	38.0	22.0		-
LDFL005103LR-V0E	F322015MX	250	5	39.0	10.0	33.0	1.1-1P	39.0	41.0	25.5	5	-
LDFL030102LR-V0E			30	4.2	1.0	5.0	1.7-2P	39.5	44.0	29.5		-
LDFL010502LR-V0E			10	24.0	5.0	15.0	1.5-1P	40.0	43.0	27.0		-
LDFL015302LR-V0E			15	15.0	3.0	10.0	1.8-1P	40.0	42.5	29.0		-
LDFL020102LR-V0E			20	4.2	1.0	5.0	1.5-2P	42.5	43.0	28.0		-
LDFL010103LJ-V0E	F372315MX	250	10	46.5	10.0	20.0	1.5-1P	46.5	47.5	27.5	6	-
LDFL020302LJ-V0E			20	13.5	3.0	7.0	1.5-2P	46.5	48.0	30.0		-
LDFL015502LJ-V0E			15	24.8	5.0	11.0	1.8-1P	47.0	49.0	28.0		-
LDFL025252LJ-V0E			25	11.6	2.5	5.0	1.6-2P	47.0	49.0	31.0		-
LDFL030202LJ-V0E			30	9.9	2.0	6.0	1.7-2P	47.0	48.5	31.0		-
LDFL010402LBUV0E	F281815MUX	700	10	16.0	4.0	12.0	1.5-1P	42.0	42.0	32.0	7	-
LDFL015132LBUV0E			15	5.1	1.3	6.0	1.9-1P	42.0	42.0	32.5		-
LDFL020342LJUV0E	F372315MUX	700	20	13.5	3.4	8.0	1.4-2P	49.0	49.0	31.0	8	-
LDFL025252LJUV0E			25	9.9	2.5	6.0	1.6-2P	50.0	50.0	32.0		-

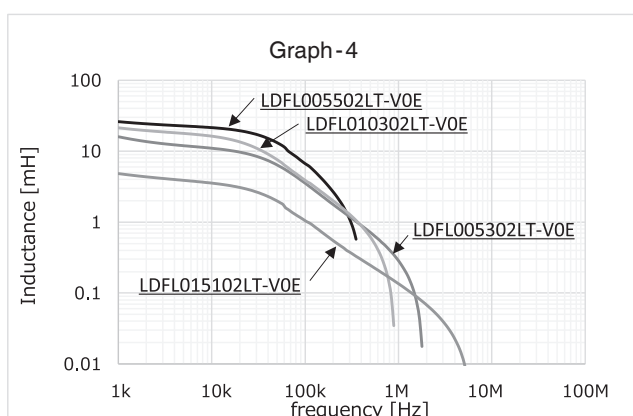
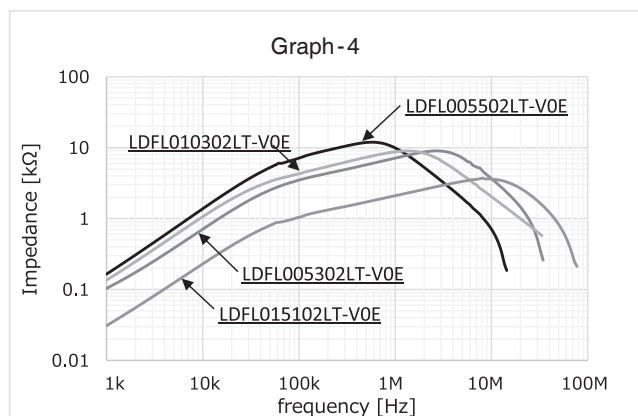
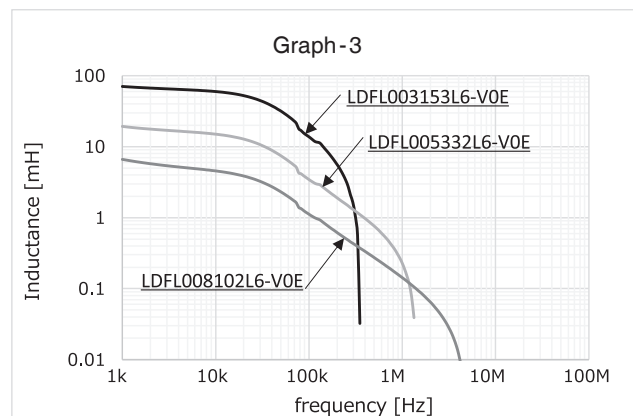
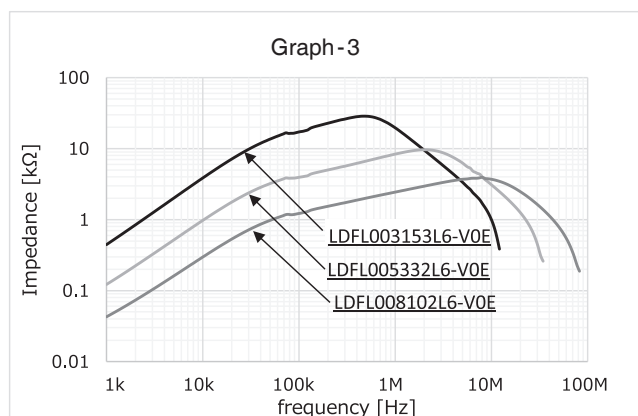
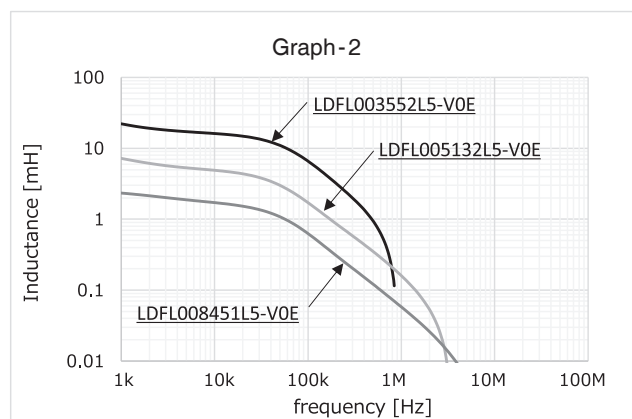
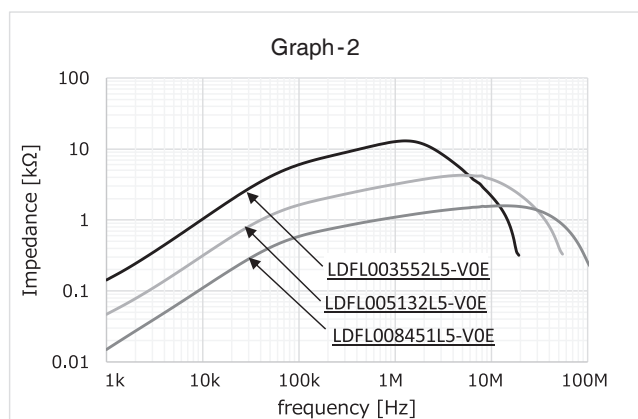
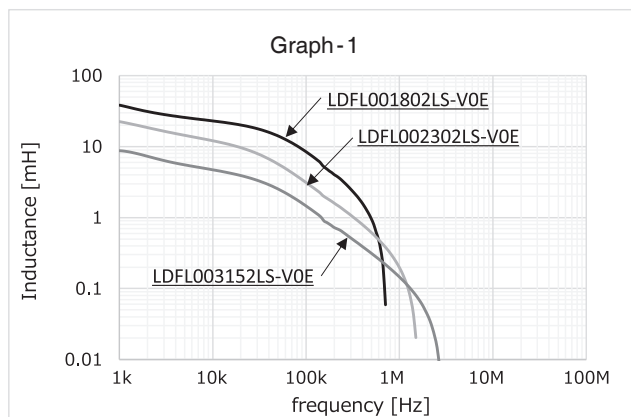
* The inductance at 10kHz indicates the reference value.
The total lead length of the items marked with ● is 15±3mm.

◆ FREQUENCY CHARACTERISTICS AMBIENT TEMPERATURE: 25°C

● Impedance

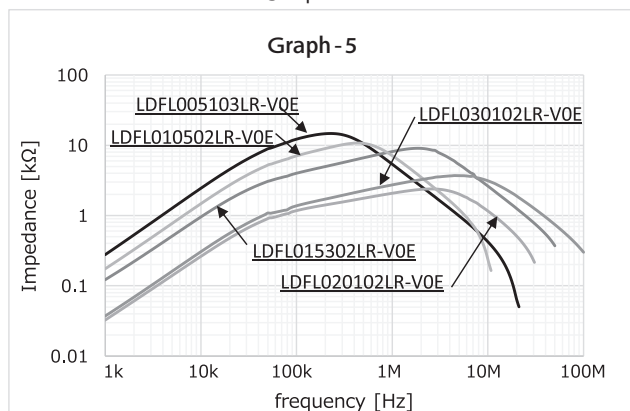


● Inductance

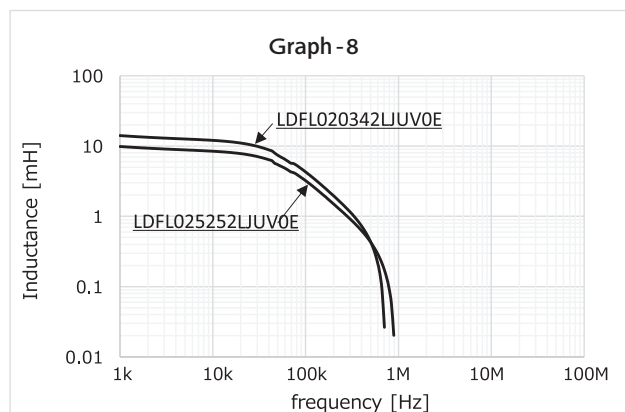
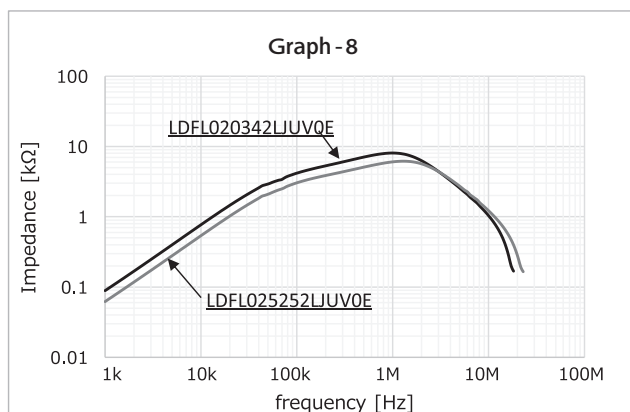
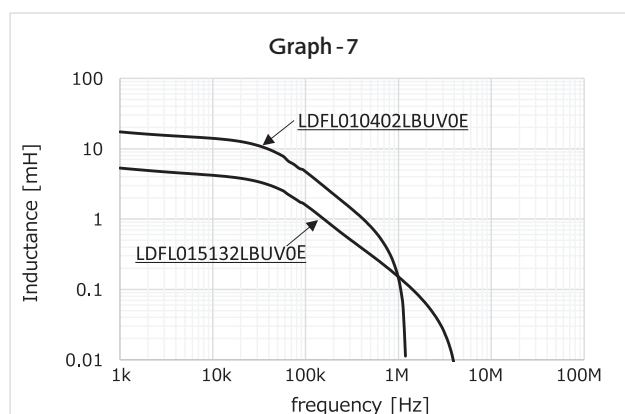
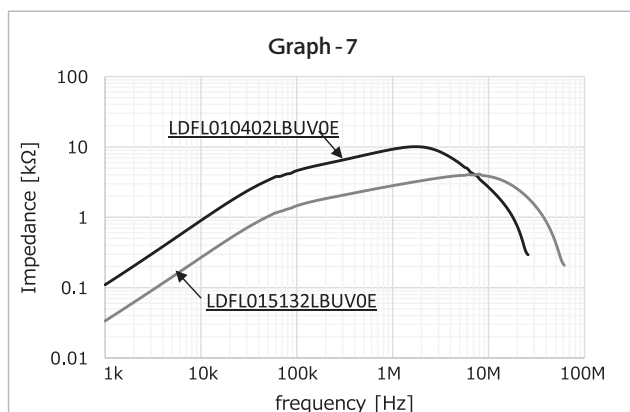
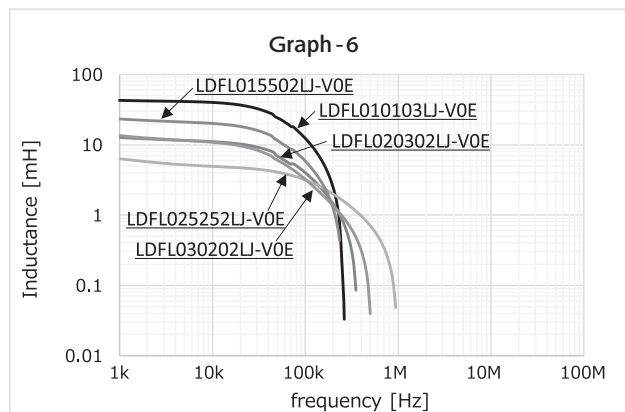
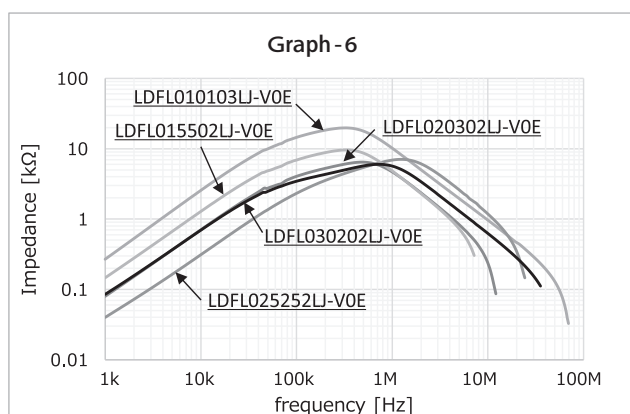
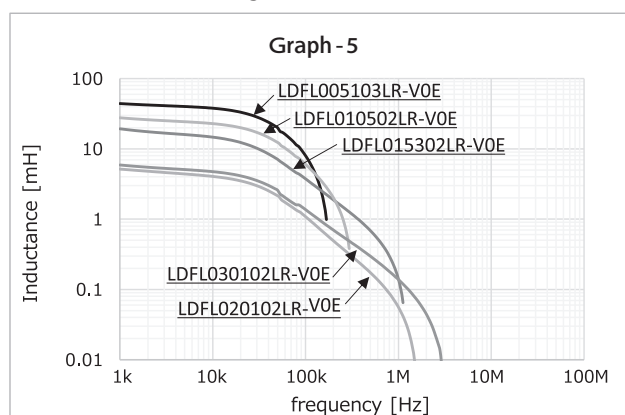


◆ FREQUENCY CHARACTERISTICS AMBIENT TEMPERATURE: 25°C

● Impedance



● Inductance



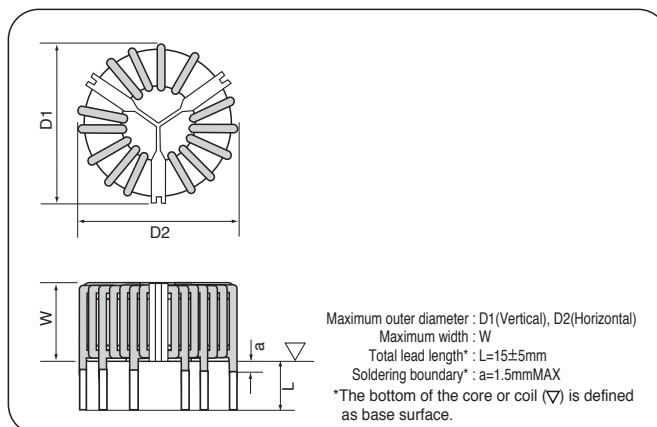
For three-phase circuit

◆ MAJOR USES

- Common mode noise filter for AC/DC

◆ FEATURES

- Achieved significant miniaturization due to high permeability core
- High inductance in spite of a small number of turns
- Low temperature rise due to low D.C. resistance
- Stable frequency performance of noise suppression in wide frequency range
- Excellent temperature characteristics

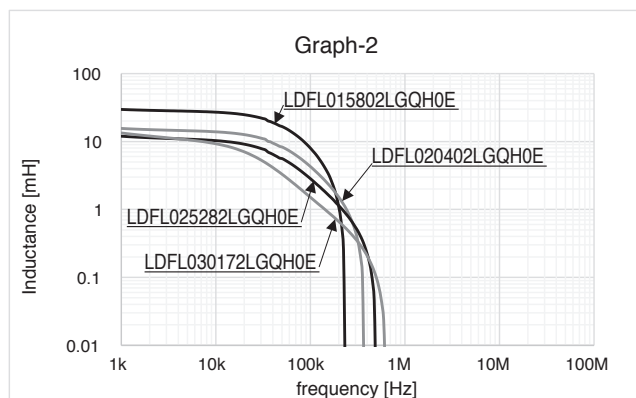
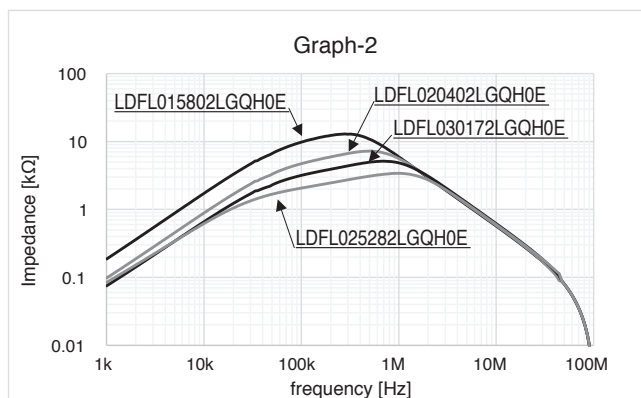
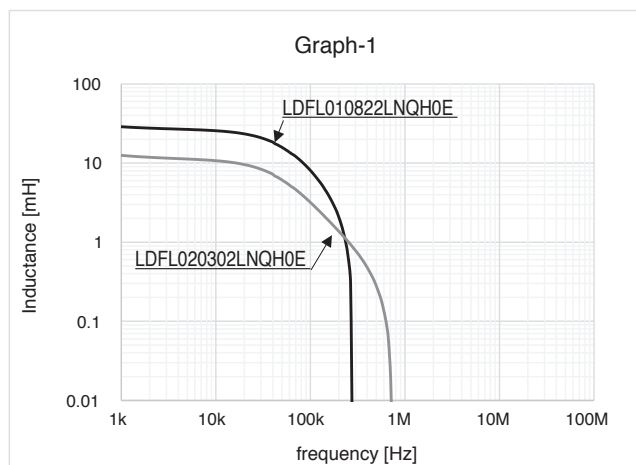
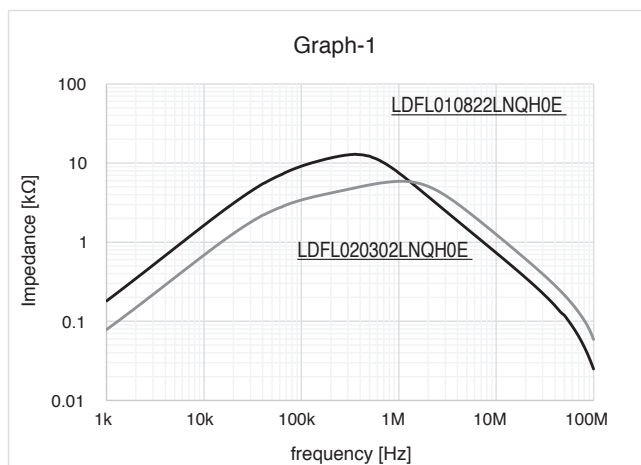


Coil Part No.	Core Part No.	Rated voltage [V]	Rated Current [A]	Inductance		D.C.R. mΩ (max)	Winding mm φ-lines	Outside Dimensions			Frequency Characteristics Graph	Temperature rise Graph
				10kHz [mH]	100kHz [mH]			D1 [mm]	D2 [mm]	W [mm]		
LDFL010822LNQH0E	F422615MQX	250	10	27.0	8.2	18.0	1.5-1P	56.0	56.0	32.0	1	-
LDFL020302LNQH0E			20	11.0	3.0	6.0	2.0-1P					-
LDFL015802LGQH0E	F503415MQX	250	15	30.0	8.0	15.0	2.0-1P	65.0	65.0	35.0	2	-
LDFL020402LGQH0E			20	16.0	4.0	6.0	2.3-1P					-
LDFL025282LGQH0E			25	10.0	2.8	5.0	1.8-2P					-
LDFL030172LGQH0E			30	7.0	1.7	4.0	2.0-2P					-

◆ FREQUENCY CHARACTERISTICS AMBIENT TEMPERATURE: 25°C

● Impedance

● Inductance





- Always read "Notes on Use" before using the product in order to enable you to use the product correctly and prevent any faults and accidents from occurring.
- Request the Product Specification on the product of NIPPON CHEMI-CON CORPORATION to refer to it as well as this brochure prior to the order of the products. Some specific notes on use of the ordered product may be described in the specifications.
- The products listed in this catalog are designed and manufactured for general electronics equipment use and are not intended for use in applications that can adversely affect human life; where the malfunction of equipment may cause damage to life or property. In addition, our products are not intended to be used in specific applications that may cause a major social impact. Please consult with us in advance of usage of our products in the following listed applications. ① Aerospace equipment ② Power generation equipment such as thermal power, nuclear power etc. ③ Medical equipment ④ Transport equipment (automobiles, trains, ships, etc.) ⑤ Transportation control equipment ⑥ Disaster prevention / crime prevention equipment ⑦ Highly publicized information processing equipment ⑧ Submarine equipment ⑨ Other applications that are not considered general-purpose applications.
- The circuits described as examples in this catalog and the "delivery specifications" are featured in order to show the operations and usage of our products, however, this fact does not guarantee that the circuits are available to function in your equipment systems. We are not in any case responsible for any failures or damage caused by the use of information contained herein. You should examine our products, of which the characteristics are described in the "delivery specifications" and other documents, and determine whether or not our products suit your requirements according to the specifications of your equipment systems. Therefore, you bear final responsibility regarding the use of our products.
Please make sure that you take appropriate safety measures such as use of redundant design and malfunction prevention measures in order to prevent fatal accidents and/or fires in the event any of our products malfunction.
- We strongly recommend our customers to purchase Nippon Chemi-Con products only through our official sales channels. We assume no responsibility for any defects or damages caused by using products purchased from outside our official sales channel or of counterfeit goods. In addition, we will ask the customer to pay the investigation cost for products purchased outside our official sales channel.
- We reserve the right to discontinue production and delivery of products. We do not guarantee that all the products included in this catalog will be available in the future.
The aforementioned does not apply in the case of individual agreements deviating from the foregoing for customer-specific products
- We continually strive to improve the quality and reliability of our products, but in any case that our product does not meet our published specifications, please stop using it promptly and contact us immediately. As for compensation for non-conforming goods delivered by Chemi-Con, we will limit it only to goods found in non-compliance of our published specifications. This may be accomplished by a no cost replacement of non-conforming individual products, a credit of the piece price paid per each individual non-conforming product, or in other ways deemed necessary.
In addition, we have an established system with enhanced traceability, therefore we will limit the applicable lot items for any potential compensation.

[Accessory](#)

[Standard Specifications • Precautions and Guidelines](#)

[Minimum Order Quantity](#)

[Characteristics](#)

[Coil Design Request](#)

Notes on Use

- The indicated heat-resistant temperatures are the guaranteed temperatures including coil self-generated heat.
- In high-temperature,-humidity environment, There is a possibility to occur hydrolyze and insulation deterioration.
- Common mode coils, by the unbalanced current, it may cause a magnetic saturation.
- We do not acquire safety standards with coil only.
- Ensure that you do not repeatedly apply excessive force to the lead wires or repeatedly bend them.
- Do not bang the coil against hard objects. Scratch on the coating, possibly impairing performance.
- Contact NIPPON CHEMI-CON for how to clean the substrate on which the coil is mounted.
- When infra-acoustic frequency component is impressed, a beat sound sometimes occurs.
- The products described in this catalog have been designed and manufactured for general electronic devices, therefore, if you intend to use our products for purposes that may endanger or threaten human lives and cause damage to property if such electronic devices fail or malfunction, or have a significant impact on society, please contact our information counter in advance to consult with us before using our products.
- Response to the Substances of Concern
 - (1) Nippon Chemi-Con aims for developing products that meet laws and regulations concerning substances of concern.
(Some products may contain regulated substances for exempted application.)
Please contact us for more information about law-compliance status.
 - (2) According to the content of REACH handbook (Guidance on requirements for May 2008), our electronic components are "articles without any intended release". Therefore they are not applicable for Registration for EU REACH Regulation Article 7 (1).
Reference: Electrolytic Condenser Investigation Society
Study of REACH Regulation in EU about Electrolytic Capacitor (publicized on 13 March 2008)

Inductor (Coil) AEC-Q200 Compliance

The Automotive Electronics Council (AEC) was originally established by major American automotive related manufactures. Today, it is composed of representatives from the manufacturing companies in automotive electronic devices and components. It standardizes the certification criteria and reliability tests for electronic components.

AEC-Q200 is the reliability test standard for approval of passive components in automotive applications. It specifies the test type, parameters, quantity, etc. for each component. The criteria used in reliability tests for "Inductors(Coils/Cores)" are described in this standard.

Pursuant to the customer's specific testing requirements, Chemi-Con submits the test results according to AEC-Q200 for Inductors(Coils/Cores) used in automotive applications on request.

An electronic component manufacturer cannot simply claim that their product is "AEC-Q200 Qualified". Instead, the manufacturer may claim their components as "Compliant", "Capable", "Available", etc.

Each component must be tested depending on the customer's "Qualification Test Plan" in order to claim AEC-Q200 Qualification.

The standard products listed in the catalog are designed for general electronic equipment. If you are considering using the products for automotive use, it may be necessary to change the specifications. Please contact our sales representative for more information.