


Expand 16 Click



PID: MIKROE-5939

Expand 16 Click is a compact add-on board with a multi-port I/O expander. This board features the [FXL6408](#), a fully configurable 8-bit GPIO expander from [ON Semiconductor](#). It brings eight independently configurable input/output ports, with a 6mA output drive, when configured in the output mode. When configured in Input Mode, the FXL6408 monitors the input ports for data transitions and signals the baseband by asserting the interrupt output pin. This Click board™ makes the perfect solution for the development of applications where additional I/Os are needed for switches, sensors, push-buttons, LEDs, fans, and more.

Expand 16 Click is fully compatible with the mikroBUS™ socket and can be used on any host system supporting the [mikroBUS™](#) standard. It comes with the [mikroSDK](#) open-source libraries, offering unparalleled flexibility for evaluation and customization. What sets this [Click board™](#) apart is the groundbreaking [ClickID](#) feature, enabling your host system to seamlessly and automatically detect and identify this add-on board.

How does it work?

Expand 16 Click is based on the FXL6408, a fully configurable 8-bit GPIO expander from ON Semiconductor. The input default values can be programmed independently, allowing customized input detection. All inputs can be configured with pull-up or pull-down resistors to pre-bias the inputs in open-drain or non-driven applications. The FXL6408 is designed to allow voltage translation from levels as low as 1.65V and up to 4.0V. For this purpose, you can supply the FXL6408 with an external voltage source over the VEXT terminal. The choice between the external voltage and the 3.3V from the mikroBUS™ socket for the voltage reference input of the I/O expander can be set over the VDDIO SEL jumper.

Mikroe produces entire development toolchains for all major microcontroller architectures.


Committed to excellency, we are dedicated to helping engineers bring the project development up to speed and achieve outstanding results.



ISO 27001: 2013 certification of informational security management system.
ISO 14001: 2015 certification of environmental management system.
OHSAS 18001: 2008 certification of occupational health and safety management system.



ISO 9001: 2015 certification of quality management system (QMS).



Expand 16 Click uses a standard 2-wire I2C interface to communicate with the host MCU, supporting clock frequency up to 400kHz. The I2C address can be selected over the ADDR SEL jumper. The FXL6408 has three reset options: power-on reset, over the software, and the RST pin by writing the logic LOW. When the event occurs, the I/O expander will assert the host MCU over the interrupt INT pin.

This Click board™ can be operated only with a 3.3V logic voltage level. The board must perform appropriate logic voltage level conversion before using MCUs with different logic levels. Also, it comes equipped with a library containing functions and an example code that can be used as a reference for further development.

Specifications

Type	Port expander
Applications	Can be used for the development of applications where additional I/Os are needed for switches, sensors, push-buttons, LEDs, fans, and more
On-board modules	FXL6408 - fully configurable 8-bit GPIO expander from ON Semiconductor
Key Features	Eight independently configurable input/output ports, fully integrated I2C slave, low-power quiescent current, voltage translation capability, all inputs configurable with pull-up or pull-down resistors to pre-bias inputs, in output mode can drive up to 6mA of current, PoR, software and hardware reset, and more
Interface	I2C
Feature	ClickID
Compatibility	mikroBUS™
Click board size	M (42.9 x 25.4 mm)
Input Voltage	3.3V, External

Mikroe produces entire development toolchains for all major microcontroller architectures.

Committed to excellency, we are dedicated to helping engineers bring the project development up to speed and achieve outstanding results.




ISO 27001: 2013 certification of informational security management system.
ISO 14001: 2015 certification of environmental management system.
OHSAS 18001: 2008 certification of occupational health and safety management system.



ISO 9001: 2015 certification of quality management system (QMS).

Pinout diagram

This table shows how the pinout on Expand 16 Click corresponds to the pinout on the mikroBUS™ socket (the latter shown in the two middle columns).

Notes	Pin					Pin	Notes
	NC	1	AN	PWM	16	NC	
Reset	RST	2	RST	INT	15	INT	Interrupt
ID COMM	CS	3	CS	RX	14	NC	
	NC	4	SCK	TX	13	NC	
	NC	5	MISO	SCL	12	SCL	I2C Clock
	NC	6	MOSI	SDA	11	SDA	I2C Data
Power Supply	3.3V	7	3.3V	5V	10	NC	
Ground	GND	8	GND	GND	9	GND	Ground

Onboard settings and indicators

Label	Name	Default	Description
LD1	PWR	-	Power LED Indicator
JP1	VDDIO SEL	Left	Voltage Reference for I/O Selection VEXT/3V3: Left position VEXT, Right position 3V3
JP2	ADDR SEL	Left	I2C Address Selection 0/1: Left position 0, Right position 1

Expand 16 Click electrical specifications

Description	Min	Typ	Max	Unit
Supply Voltage	-	3.3	-	V
External Supply Voltage	1.65	-	4	V
Output Current	-	-	6	mA

Software Support

We provide a library for the Expand 16 Click as well as a demo application (example), developed using MIKROE [compilers](#). The demo can run on all the main MIKROE [development boards](#).

Package can be downloaded/installed directly from NECTO Studio Package Manager(recommended), downloaded from our [LibStock™](#) or found on [Mikroe github account](#).

Library Description

This library contains API for Expand 16 Click driver.

Key functions

- `expand16_write_reg` Expand 16 register write function.

Mikroe produces entire development toolchains for all major microcontroller architectures.

Committed to excellency, we are dedicated to helping engineers bring the project development up to speed and achieve outstanding results.



ISO 27001: 2013 certification of informational security management system.
ISO 14001: 2015 certification of environmental management system.
OHSAS 18001: 2008 certification of occupational health and safety management system.



ISO 9001: 2015 certification of quality management system (QMS).

- `expand16_set_io_dir` Expand 16 set pin input or output direction function.
- `expand16_set_output_state` Expand 16 set output pins state function.

Example Description

This example demonstrates the use of Expand 16 click board by setting and reading the ports state.

The full application code, and ready to use projects can be installed directly from NECTO Studio Package Manager(recommended), downloaded from our [LibStock™](#) or found on [Mikroe github account](#).

Other Mikroe Libraries used in the example:

- MikroSDK.Board
- MikroSDK.Log
- Click.Expand16

Additional notes and informations

Depending on the development board you are using, you may need [USB UART click](#), [USB UART 2 Click](#) or [RS232 Click](#) to connect to your PC, for development systems with no UART to USB interface available on the board. UART terminal is available in all MIKROE [compilers](#).

mikroSDK

This Click board™ is supported with [mikroSDK](#) - MIKROE Software Development Kit. To ensure proper operation of mikroSDK compliant Click board™ demo applications, mikroSDK should be downloaded from the [LibStock](#) and installed for the compiler you are using.

For more information about mikroSDK, visit the [official page](#).

Resources

[mikroBUS™](#)

[mikroSDK](#)

[Click board™ Catalog](#)

[Click Boards™](#)

Downloads

[FXL6408 datasheet](#)

[Expand 16 click 2D and 3D files](#)

[Expand 16 click schematic](#)

[Expand 16 click example on Libstock](#)

Mikroe produces entire development toolchains for all major microcontroller architectures.

Committed to excellency, we are dedicated to helping engineers bring the project development up to speed and achieve outstanding results.



ISO 27001: 2013 certification of informational security management system.
 ISO 14001: 2015 certification of environmental management system.
 OHSAS 18001: 2008 certification of occupational health and safety management system.



ISO 9001: 2015 certification of quality management system (QMS).