




PLETRONICS OSJ7xxx-xx.xxM OCXO Oscillator



OSJ7 Series
25.4 x 22.1 x 11.0 mm
7 Pad SMD Package

Features

- Pletronics' OSJ7 Series Ovenized Quartz Crystal High Precision Square Wave Generator
- HCMOS Output
- 3.3V nominal Supply Voltage
- 5.0MHz - 40MHz Frequency Range
- Voltage control option available
- SC cut crystal

Applications

SONET / SDH / DWDM
Test & Measurement
Telecom Transmission & Switching Equipment
Base Stations / Picocell
Wireless Communication Equipment

Electrical Characteristics

Parameter	Min	Typ	Max	Unit	Condition
Frequency	5	-	40	MHz	Standard frequencies are 10, 12.8, 15.36, 16.384, 19.2, 20, and 25MHz
Frequency Stability vs Temperature	±10	-	±20	ppb	±5ppb available over temp range 0 to 70°C
Frequency Stability vs Supply	-0.5	-	+0.5	ppb	±5% voltage change
Warm-up	-10	-	+10	ppb	In 2 minutes @ +25°C, referenced to 1 hour
Aging	-0.5	-	+0.5	ppb	per day at time of shipment
	-50	-	+50	ppb	per year
	-0.4	-	+0.4	ppm	10 years
Operating Temperature Range	-40	-	+85	°C	
Supply Voltage ¹ V _{CC}	3.135	3.30	3.465	V	5.0V input voltage available
Current	-	-	1000	mA	@turn on
Steady State	-	-	1.2	W	@ 25°C
Spurious	-	-	-60	dBc	
Phase Noise	10 Hz 100 Hz 1 kHz 10 kHz	-115 -130 -140 -150	-	dBc/Hz	
Storage Temperature Range	-55	-	+125	°C	
V _{control} Range	0	1.4	2.8	V	
Pullability	±0.5	-	-	ppm	Slope positive
Input Impedance	100	-	-	kΩ	
Reference Voltage	2.7	2.8	2.9	V	
Load	9	-	-	kΩ	

HCMOS

Parameter	Min	Typ	Max	Unit	Condition
Output Waveform	HCMOS				Sinewave output is available
"1" Level	2.4	3.3	-	V	
"0" Level	-	-	0.4	V	
Load	-	15	-	pF	
Duty Cycle	45	50	55	%	@1.4V

Note: ¹ Place a 10nF power supply bypass capacitor next to device for correct operation



PLETRONICS OSJ7xxx-xx.xxM OCXO Oscillator

Device Marking

PLE
OSJ7xxx
xx.xxM
YMDz
S/N: xxx

PLE = Pletronics
OSJ7xxx = Model number/Part number*
xx.xxM = Frequency (M = MHz)
YMD = Date code (Year-Month-Day: See Table below)
z = Internal Factory Code
S/N: xxx = Serial number

* A unique number is assigned for your exact specifications.

Specifications such as part number, frequency stability, supply voltage and operating temperature range, etc. are not identified from marking. External packaging labels and packing list will correctly identify the ordered Pletronics part number.




Codes for Date Code YMD (Year Month Day)

Code	9	0	1	2	3	Code	A	B	C	D	E	F	G	H	J	K	L	M
Year	2019	2020	2021	2022	2023	Month	JAN	FEB	MAR	APR	MAY	JUN	JUL	AUG	SEP	OCT	NOV	DEC

Code	1	2	3	4	5	6	7	8	9	A	B	C	D	E	F	G	H	J	K	L	M	N	P	R	T	U	V	W	X	Y	Z
Day	1	2	3	4	5	6	7	8	9	10	11	12	13	14	15	16	17	18	19	20	21	22	23	24	25	26	27	28	29	30	31

Package Labeling

P/N Label is 1" x 2.6" (25.4mm x 66.7mm)
Font is Courier New
Bar code is 39-Full ASCII

P/N: 
OSJ7001-10.0M
Customer P/N: 
12345678
Qty: 
1000
D/C: 
9DW
MSL: 1

RoHS Label is 1" x 2.6" (25.4mm x 66.7mm)
Font is Arial

RoHS Compliant

2nd Lvl Interconnect

Category=e4

Max Safe Temp=245C for 10s 2X Max

Pletronics Inc. certifies this device is in accordance with the RoHS 2 (2011/65/EU) and WEEE (2002/96/EC) directives.

Pletronics Inc. guarantees the device does not contain the following: Cadmium, Hexavalent Chromium, Lead, Mercury, PBB's, PBDE's

Moisture Sensitivity Level: 1 As defined in J-STD-020D

Second Level Interconnect code: e3

Environmental / ESD Ratings

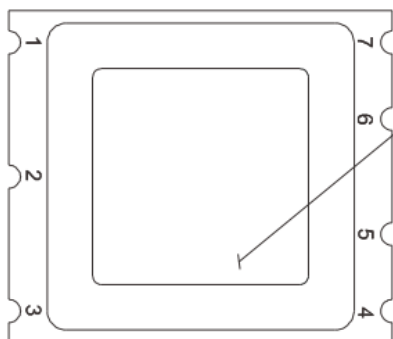
Reliability: Environmental Compliance

Parameter	Ref Standard	Condition
Solderability	MIL-STD-202, Method 208	
Mechanical Shock	MIL-STD-202, Method 213 Test Cond J	30g, 11ms, half-sine
Vibration	MIL-STD-202, Method 201	0.06" Total p-p, 10 to 55 Hz
Thermal Shock	MIL-STD=202, Method 107 Test Cond B	5 cycles -65 to +125 Deg C

Model	Min Voltage
Human Body Model	2000V
Charged Device Model	500V
Machine Model	200V

Mechanical Dimensions

[TOP VIEW]

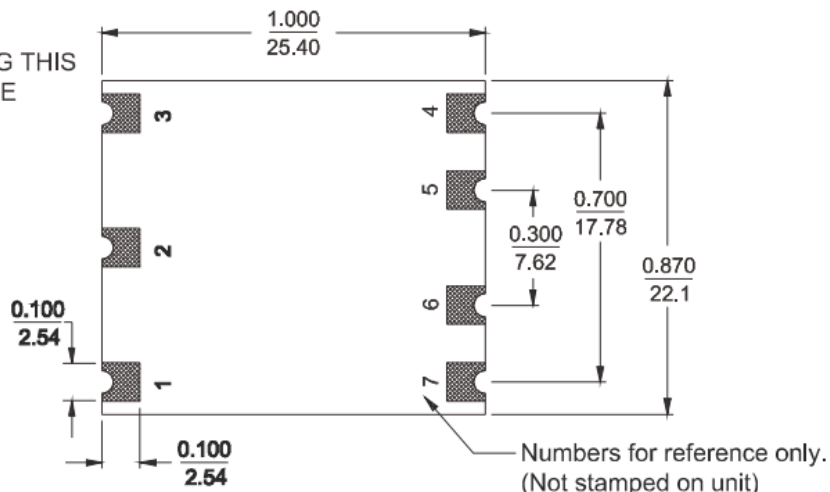


MARKING THIS
SURFACE

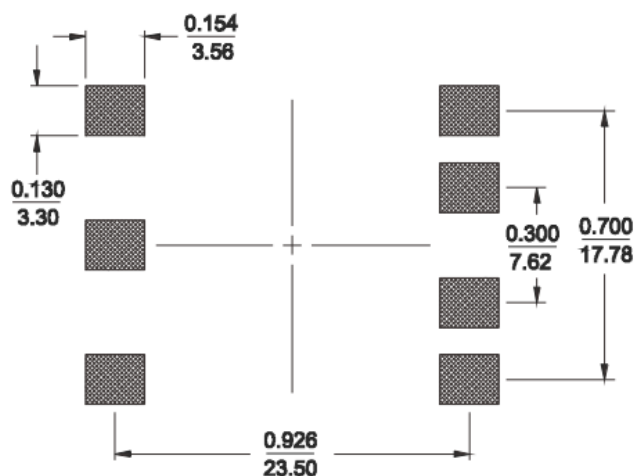
SIDE VIEW



[BOTTOM VIEW]



[RECOMMENDED SOLDER PAD LAYOUT]



PIN CONNECTIONS

PIN	FUNCTION
1 (See Note 1)	VCO INPUT or NOT CONNECTED
2 (See Note 1)	REFERENCE VOLTAGE or NOT CONNECTED
3	+VDC
4	R. F. OUTPUT
5 (See Note 1)	OVEN MONITOR or NOT CONNECTED
6	NOT CONNECTED
7	0 VOLTS & CASE

Note :

1. If the specification does not specify parameters for either PIN1, PIN2, or PIN5 then that respective PIN is NOT internally CONNECTED.

TOLERANCES

UNLESS OTHERWISE SPECIFIED:

ANGLES: ±1 DEGREE

FRACTIONS: ±1/32 INCH

DECIMALS: .XX±.015, .XXX±.010 INCH

INCH
mm (REFERENCE ONLY)

For Optimum Jitter Performance, Pletronics recommends:

- A ground plane under the device
- Do not route large transient signals (both current and voltage) under the device
- Do not place near a large magnetic field such as a high frequency switching power supply
- Do not place near piezoelectric buzzers or mechanical fans
- Minimize air flow across the device



Important Notice

Pletronics Incorporated (PLE) reserves the right to make corrections, improvements, modifications and other changes to this product at anytime. PLE reserves the right to discontinue any product or service without notice. Customers are responsible for obtaining the latest relevant information before placing orders and should verify that such information is current and complete. All products are sold subject to PLE's terms and conditions of sale supplied at the time of order acknowledgment.

PLE warrants performance of this product to the specifications applicable at the time of sale in accordance with PLE's limited warranty. Testing and other quality control techniques are used to the extent PLE deems necessary to support this warranty. Except where mandated by specific contractual documents, testing of all parameters of each product is not necessarily performed.

PLE assumes no liability for application assistance or customer product design. Customers are responsible for their products and applications using PLE components. To minimize the risks associated with the customer products and applications, customers should provide adequate design and operating safeguards.

PLE products are not designed, intended, authorized or warranted to be suitable for use in life support applications, weapons, weapon systems or space applications, devices or systems or other critical applications that may involve potential risks of death, personal injury or severe property or environmental damage. Inclusion of PLE products in such applications is understood to be fully at the risk of the customer. Use of PLE products in such applications requires the written approval of an appropriate PLE officer. Questions concerning potential risk applications should be directed to PLE.

PLE does not warrant or represent that any license, either express or implied, is granted under any PLE patent right, copyright, artwork or other intellectual property right relating to any combination, machine or process which PLE product or services are used. Information published by PLE regarding third-party products or services does not constitute a license from PLE to use such products or services or a warranty or endorsement thereof. Use of such information may require a license from a third party under the patents or other intellectual property of the third party, or a license from PLE under the patents or other intellectual property of PLE.

Reproduction of information in PLE data sheets or web site is permissible only if the reproduction is without alteration and is accompanied by associated warranties, conditions, limitations and notices. Reproduction of this information with alteration is an unfair and deceptive business practice. PLE is not responsible or liable for such altered documents.

Resale of PLE products or services with statements different from or beyond the parameters stated by PLE for that product or service voids all express and implied warranties for the associated PLE product or service and is an unfair or deceptive business practice. PLE is not responsible for any such statements.

Contacting Pletronics Inc.

Pletronics, Inc.
19013 36th Ave. West
Lynnwood, WA 98036-5761

Tel: 425.776.1880
Fax: 425.776.2760
email: ple-sales@pletronics.com

Mouser Electronics

Authorized Distributor

Click to View Pricing, Inventory, Delivery & Lifecycle Information:

Pletronics:

[OSJ7014-10.0M](#)