



The Gar VFD69383x2NNN multiport/multiband antenna provides an excellent solution for Public safety, transportation, and Aftermarket Fleet applications. Configured for two-port MIMO operation over the 3G/4G/5G/ISM/CBRS bands.

FEATURES AND BENEFITS

- One single-hole mount/fixing- reduces vehicle damage and the cost of installation
- Attractive IP67 low profile aerodynamic housing
- Multiband/Multiport MIMO 3G/4G/ISM/CBRS operation

APPLICATIONS

- FirstNet/Public safety
- Transportation
- Aftermarket fleet
- 5G-ready
- Rugged LTE gateways
- Others

ELECTRICAL SPECIFICATIONS

Antenna Model	VFD69383x2NNN								
Number of Ports	2								
Port Configuration	2x – 3G/4G/5G/ISM/CBRS (LTE/CELL)								
Operating Frequency (MHz)	698-806	824-894	880-960	1690-1880	1850-1990	1910-2180	2300-2500	2500-2700	3300-3800
Peak Gain* – Avg. (dBi)	0.2	1.0	1.5	3.6	3.5	2.9	3.2	4.0	5.1
Peak Gain* – Max (dBi)	1.8	1.8	2.1	4.9	3.9	3.9	3.9	4.7	7.2
VSWR** – Avg.	1.7	1.8	1.8	1.4	1.4	1.4	1.6	1.4	1.3
VSWR** – Max	2.5	2.2	2.3	2.0	2.0	2.1	2.0	2.0	2.0
Isolation (**) LTE1 to LTE2 (dB)	-10	-12	-14	-18	-17	-17	-21	-19	-27
Azimuth Plane 3 dB Beamwidth	360°, Omnidirectional								
Nominal Impedance (Ohms)	50								
Polarization	Linear Vertical								
Max Power - Ambient 25°C (W)	30 (LTE/CELL)								

Notes: (*) – This parameter is based on a 30cm (1ft) cable length and 30cm (1ft) ground plane.

(**) – This parameter is based on a 518cm (17ft) cable length and 30cm (1ft) ground plane.

Antenna specifications are subject to change according to the ground plane size.

MECHANICAL SPECIFICATIONS

Dimensions – L x W x H – mm (inches)	179 x 63 x 48 (7.04 x 2.48 x 1.69)
Weight – kg (lbs.)	0.65 kg (1.4 lbs)
Mounting	P-Mount
Cable Type	LMR 100- pigtails, LMR 195- jumper cables, Black
Color	Black or White
Radome Material	PC, UL94-V0
Baseplate Material	Aluminum

ENVIRONMENTAL SPECIFICATIONS

Operating Environment	Outdoor Vehicle
Operating Temperature – °C (°F)	-30 to +70°C (-22 to +158°F)
Storage Temperature – °C (°F)	-40 to +85°C (-40 to +185°F)
Ingress Protection Rating	IP67
Rail Compliance Standards	EN61373 (Shock & Vibration), EN50155 (Temperature)
Material Substance Compliance	RoHS

CONFIGURATION

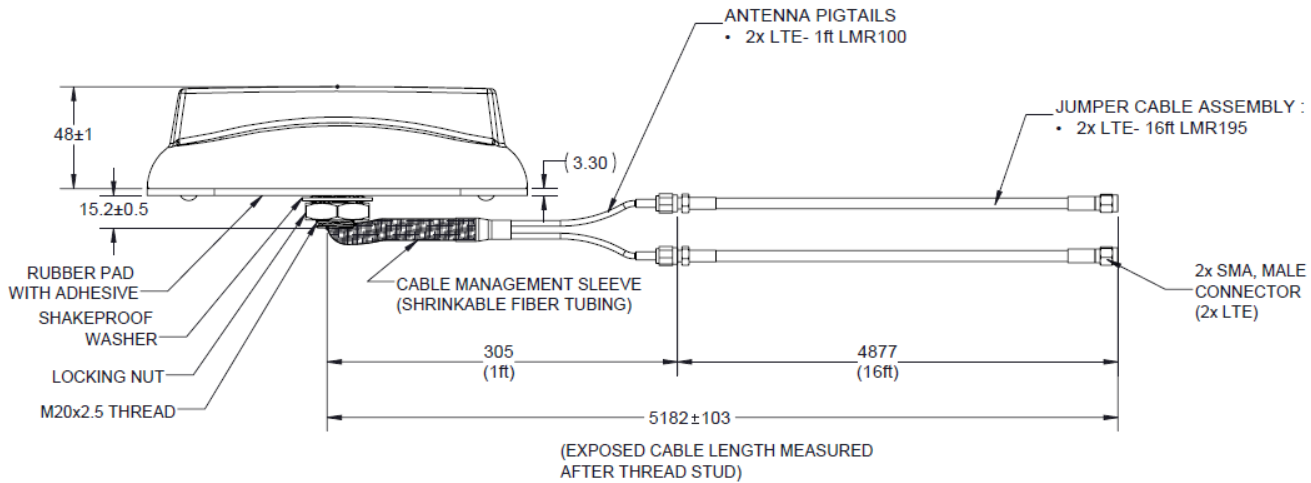
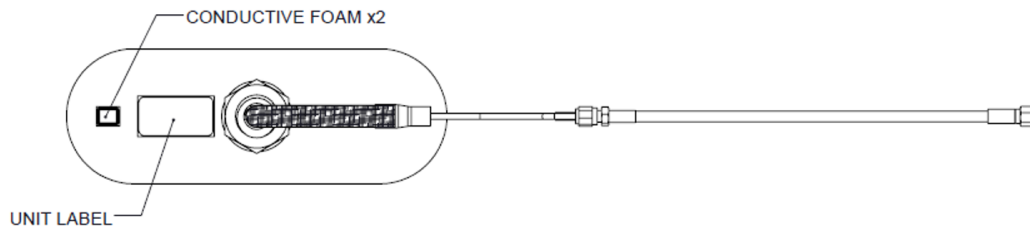
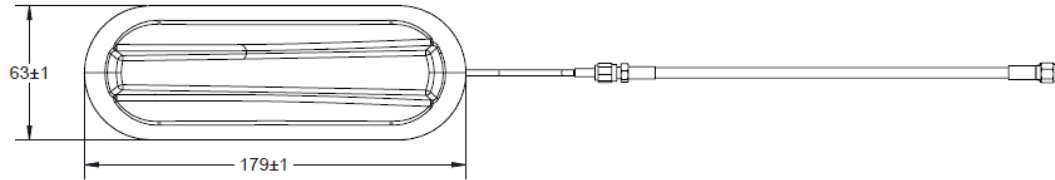
PART NUMBER	PIGTAIL CABLE LENGTH	JUMPER CABLE LENGTH	CONNECTOR – LTE PORTS	COLOR
VFD69383B2NNN-518R	0.3 m (1 ft.)	4.9 m (16 ft)	SMA-male	Black
VFD69383W2NNN-518R	0.3 m (1 ft.)	4.9 m (16 ft)	SMA-male	White

PACKAGING INFORMATION

PACKAGED DIMENSIONS	CARTON	MASTER CARTON	AIR PALLET	OCEAN PALLET
Number of Antennas	1	4	140	196
Height – mm (in.)	130 (5.12)	235 (9.25)	1335 (52.56)	1813 (71.38)
Length – mm (in.)	222 (8.74)	543 (21.38)	1200 (47.24)	1200 (47.24)
Width – mm (in.)	222 (8.74)	232 (9.13)	800 (31.5)	800 (31.5)

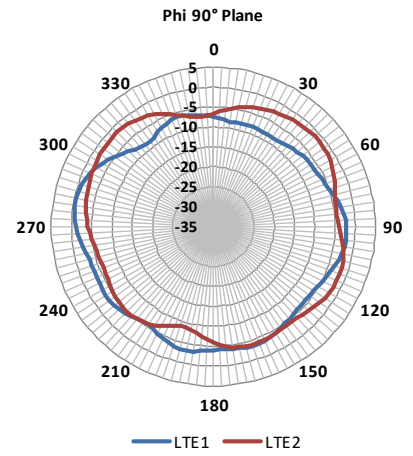
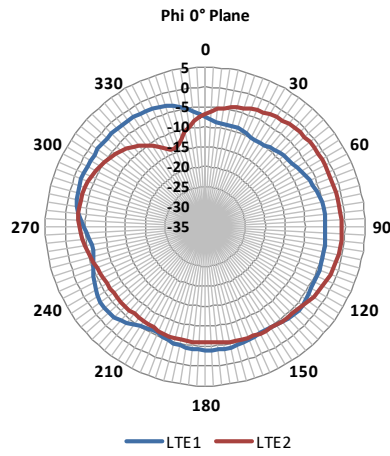
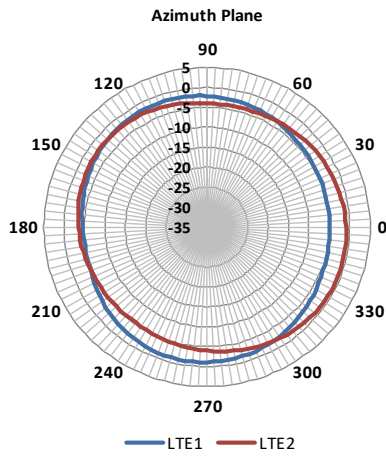
Shipping Weight – kg (lb.)	0.88 (1.9)	4.06 (8.95)	155 (342)	212 (467)
----------------------------	------------	-------------	-----------	-----------

MECHANICAL DRAWINGS

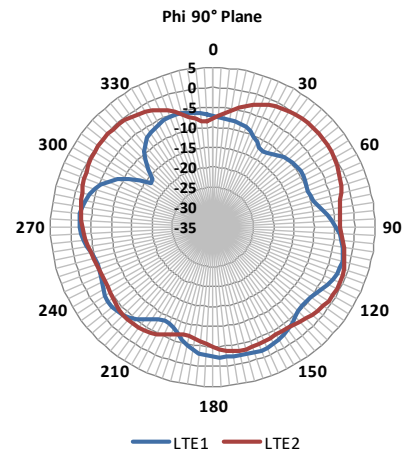
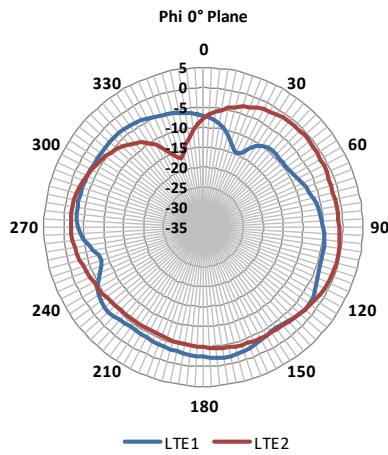
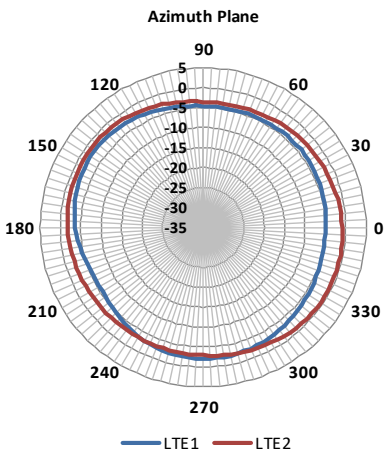


RADIATION PATTERNS - LTE ANTENNAS

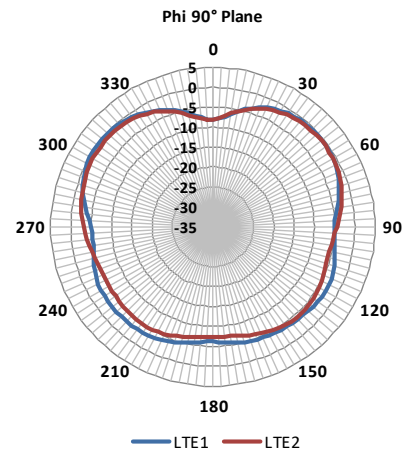
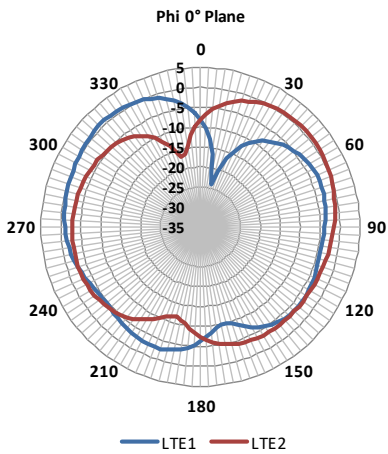
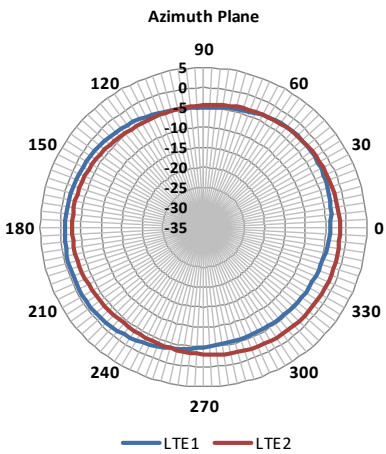
698 MHz



725 MHz

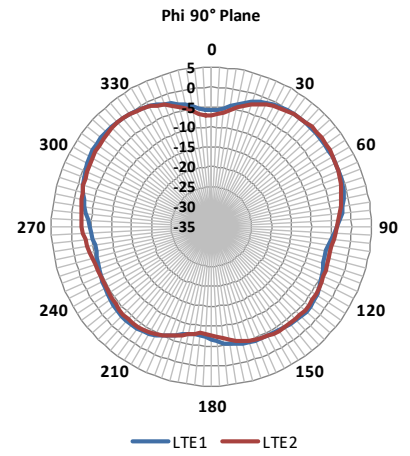
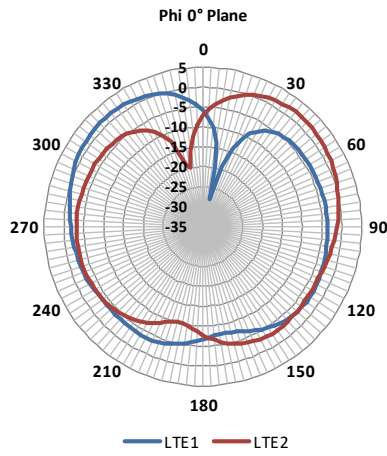
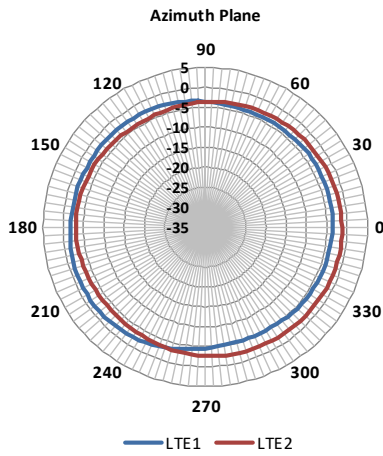


880 MHz

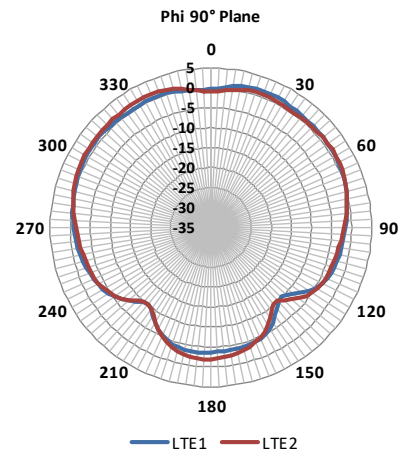
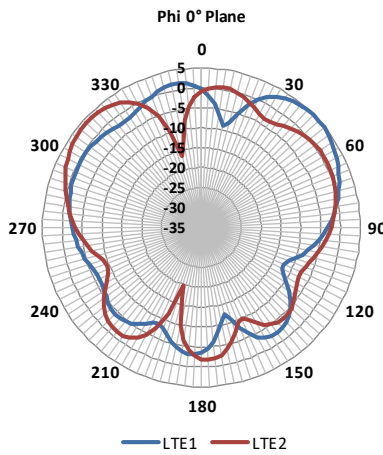
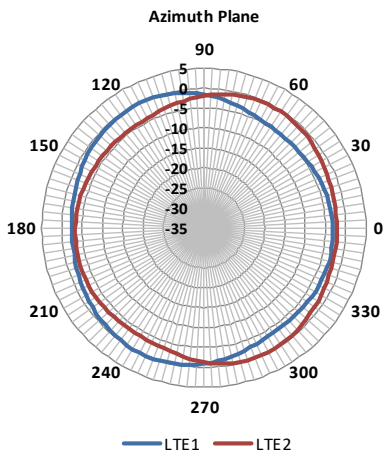


RADIATION PATTERNS - LTE ANTENNAS

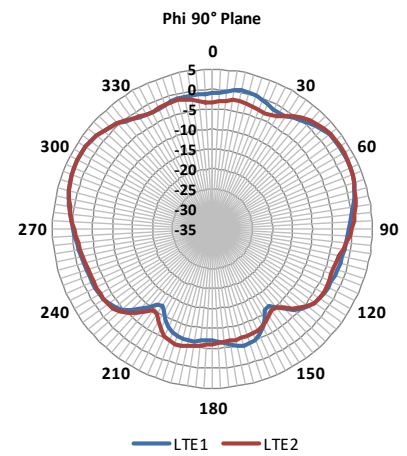
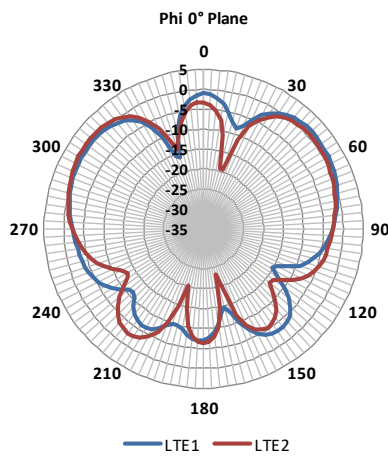
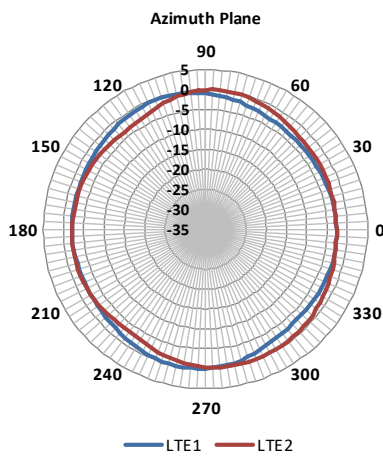
960 MHz



1690 MHz

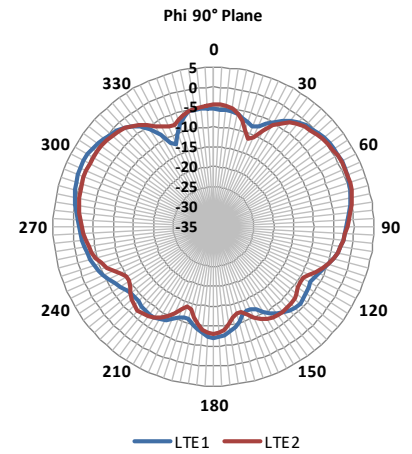
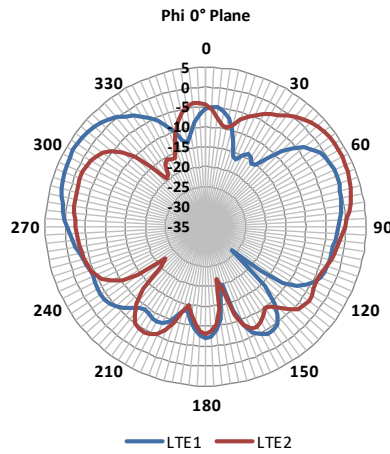
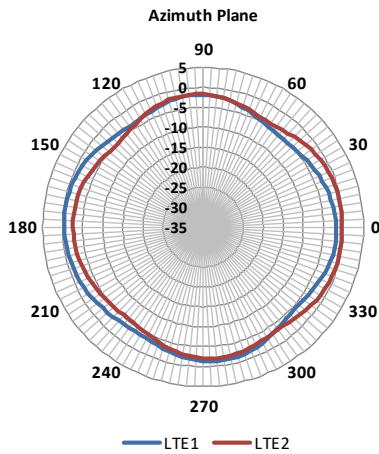


1920 MHz

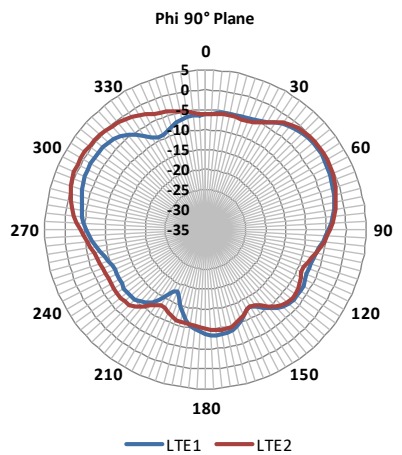
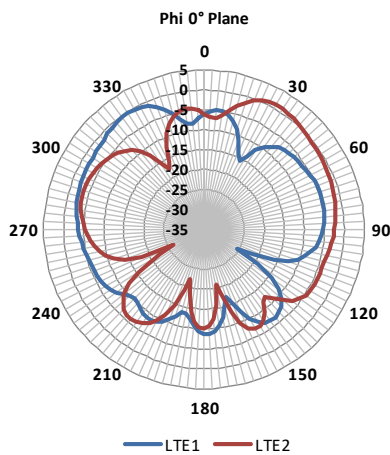
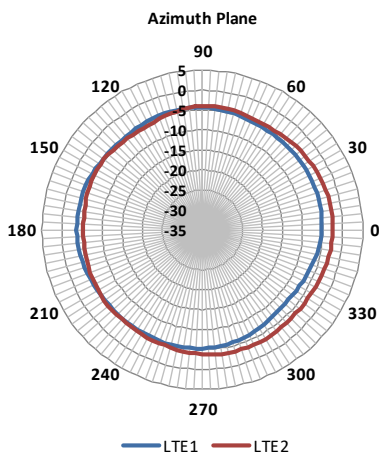


RADIATION PATTERNS - LTE ANTENNAS

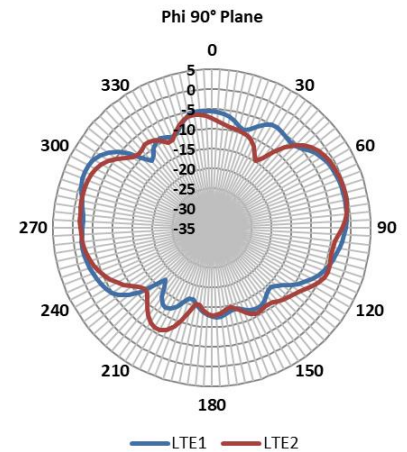
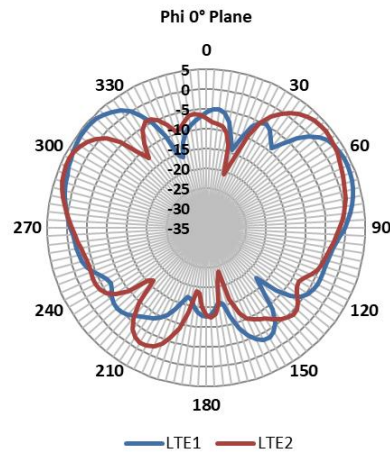
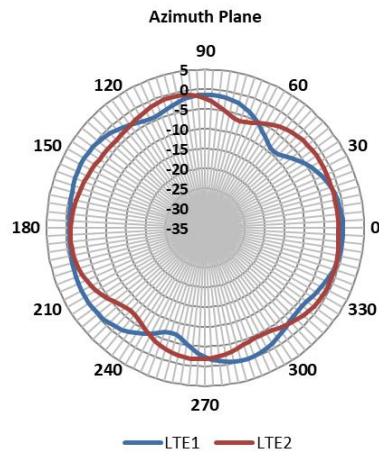
2110 MHz



2400 MHz

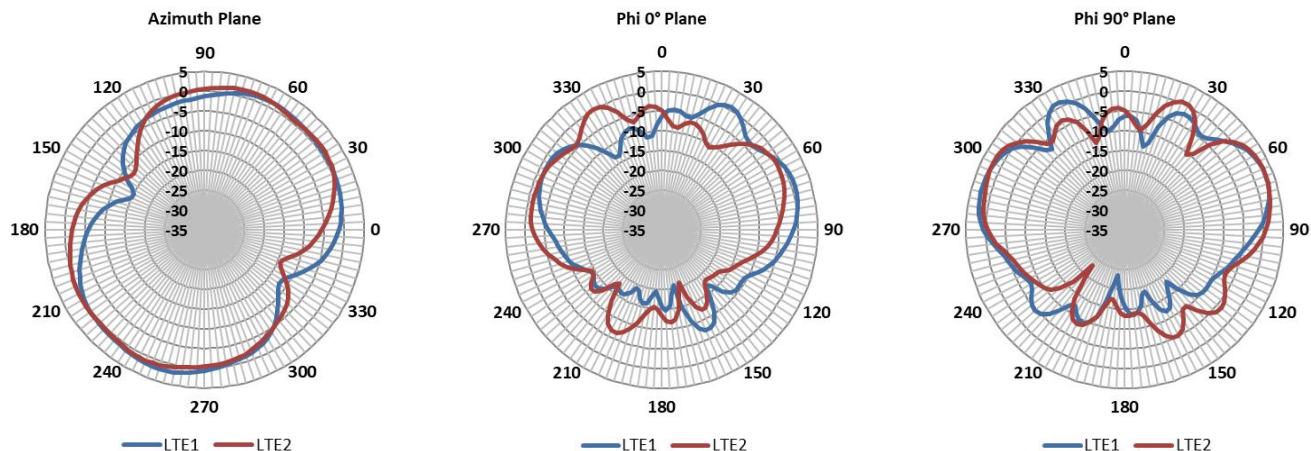


2700 MHz

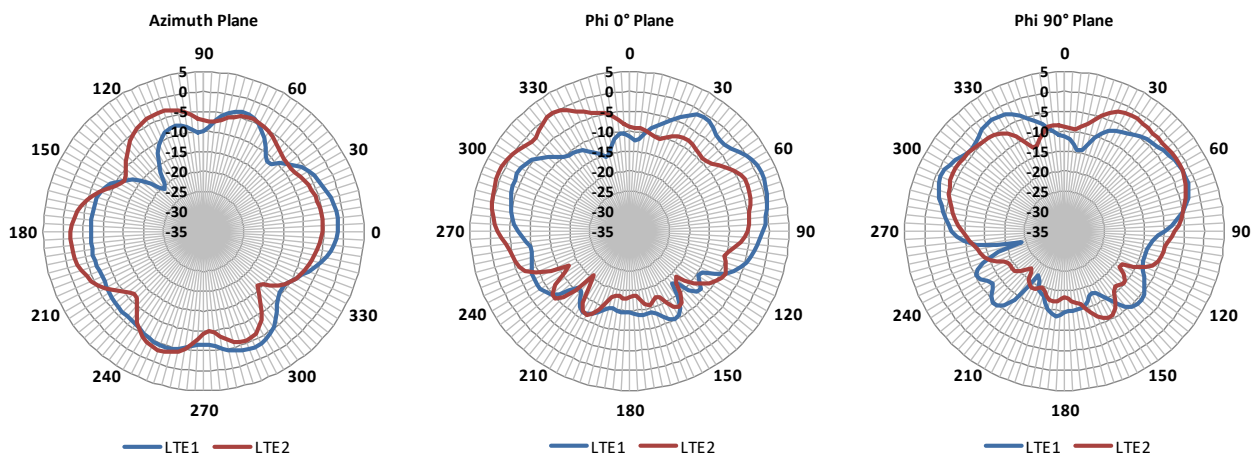


RADIATION PATTERNS - LTE ANTENNAS

3400 MHz



3800 MHz



Laird warrants to the original end user customer of its products that its products are free from defects in material and workmanship. Subject to conditions and limitations Laird will, at its option, either repair or replace any part of its products that prove defective because of improper workmanship or materials. This limited warranty is in force for the useful lifetime of the original end product into which the Laird product is installed. Useful lifetime of the original end product may vary but is not to exceed five (5) years from the original date of the end product purchase.

Any information furnished by Laird Inc. and its agents is believed to be accurate and reliable. All specifications are subject to change without notice. Responsibility for the use and application of Laird materials rests with the end user, since Laird and its agents cannot be aware of all potential uses. Laird makes no warranties as to the fitness, merchantability or suitability of any Laird materials or products for any specific or general uses. Laird shall not be liable for incidental or consequential damages of any kind. All Laird products are sold pursuant to the Laird Terms and Conditions of sale in effect from time to time, a copy of which will be furnished upon request.

© Copyright 2020 Laird Inc. All Rights Reserved. Laird, Laird Technologies, the Laird Logo, and other marks are trademarks or registered trademarks of Laird Inc. or an affiliate company thereof. Other product or service names may be the property of third parties. Nothing herein provides a license under any Laird or any third-party intellectual property rights.

sales@lairdconnect.com
support@lairdconnect.com
www.lairdconnect.com

