



SILEGO

Is Now Part of



**To Learn more about Dialog Semiconductor, please visit
our website at <http://dialog-semiconductor.com>**

Unless otherwise agreed in writing, the Dialog Semiconductor products (and any associated software) referred to in this document are not designed, authorized or warranted to be suitable for use in life support, life-critical or safety-critical systems or equipment, nor in applications where failure or malfunction of a Dialog Semiconductor product (or associated software) can reasonably be expected to result in personal injury, death or severe property or environmental damage. Dialog Semiconductor and its suppliers accept no liability for inclusion and/or use of Dialog Semiconductor products (and any associated software) in such equipment or applications and therefore such inclusion and/or use is at the customer's own risk.

Information in this document is believed to be accurate and reliable. However, Dialog Semiconductor does not give any representations or warranties, express or implied, as to the accuracy or completeness of such information. Dialog Semiconductor furthermore takes no responsibility whatsoever for the content in this document if provided by any information source outside of Dialog Semiconductor.

Dialog Semiconductor reserves the right to change without notice the information published in this document, including, without limitation, the specification and the design of the related semiconductor products, software and applications. Notwithstanding the foregoing, for any automotive grade version of the device, Dialog Semiconductor reserves the right to change the information published in this document, including, without limitation, the specification and the design of the related semiconductor products, software and applications, in accordance with its standard automotive change notification process.

Applications, software, and semiconductor products described in this document are for illustrative purposes only. Dialog Semiconductor makes no representation or warranty that such applications, software and semiconductor products will be suitable for the specified use without further testing or modification. Unless otherwise agreed in writing, such testing or modification is the sole responsibility of the customer and Dialog Semiconductor excludes all liability in this respect.

Nothing in this document may be construed as a license for customer to use the Dialog Semiconductor products, software and applications referred to in this document. Such license must be separately sought by customer with Dialog Semiconductor.

All use of Dialog Semiconductor products, software and applications referred to in this document is subject to Dialog Semiconductor's [Standard Terms and Conditions of Sale](#), available on the company website (www.dialog-semiconductor.com) unless otherwise stated.

Dialog, Dialog Semiconductor and the Dialog logo are trademarks of Dialog Semiconductor Plc or its subsidiaries. All other product or service names and marks are the property of their respective owners.

© 2019 Dialog Semiconductor. All rights reserved.

Introduction

There are many power management applications using MOSFETs that require no reverse current leakage when controlling a power rail. Due to the nature of a MOSFET, the body diode can conduct current when the source voltage is higher than the drain voltage (the MOSFET is OFF). This condition prevents the MOSFET from blocking any reverse current causing an undesirable design behavior. Using two Silego GreenFET family load switches back-to-back prevents this condition from occurring and provides many features that make designers life much easier. Some of these features are low $R_{DS(on)}$ resistance, slew rate control, inrush current management, over-current, over-voltage and thermal protection.

Dual Load Switches with Common Source Circuit Behavior

When the load switch is off, the MOSFET still has the body diode conducting high current if the load voltage (source) goes more than a diode drop above the drain. For example, with embedded battery applications this can result in a path that can quickly drain the battery. A reverse blocking architecture essentially places two load switches in a back-to-back configuration that makes it impossible for the current to go through the body diodes because of their opposing conduction directions. The only drawback to this design is that two MOSFETs in series may increase the $R_{DS(on)}$ of the final load switch. However, Silego has many Load Switches with various $R_{DS(on)}$ to choose from. Figure 1 shows only the MOSFET portion of the load switch including VIN (drain of Q1), VS (common sources of Q1&Q2), VOUT (drain of Q2), and OE (gate enable control). Silego load switches also have drain detection circuitry that keeps the drain off until a voltage is applied.

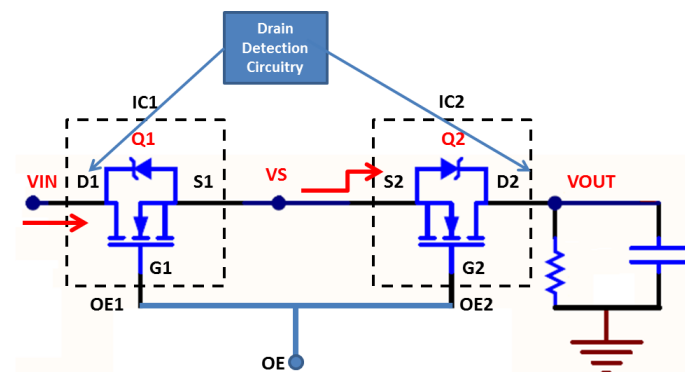


Figure 1. Dual Load Switch Connection with Common Sources

When OE is asserted, Q1 is immediately turned on and voltage is supplied to VS within a few μs . See Figure 2.

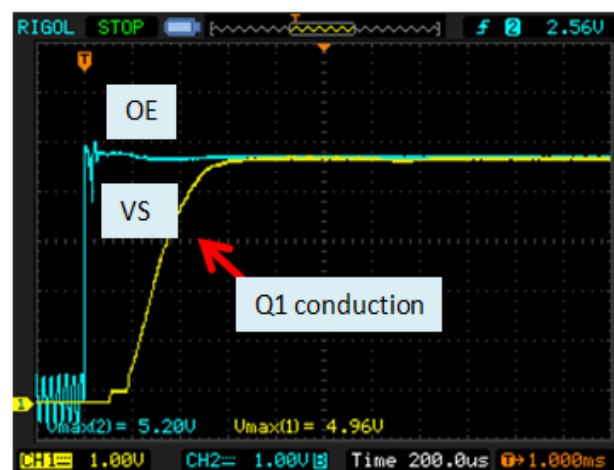


Figure 2. Waveform at VS Node (sources of Q1 & Q2)

As long as the Q2 drain (VOUT) is still at 0V, Q2 is off. When VS starts ramping up, VOUT starts ramping up as well through the conducting body diode and remains one diode drop below VS until Q2 turns on. Once Q2 is on, VOUT ramps up to the correct supply level shown in Figure 3.

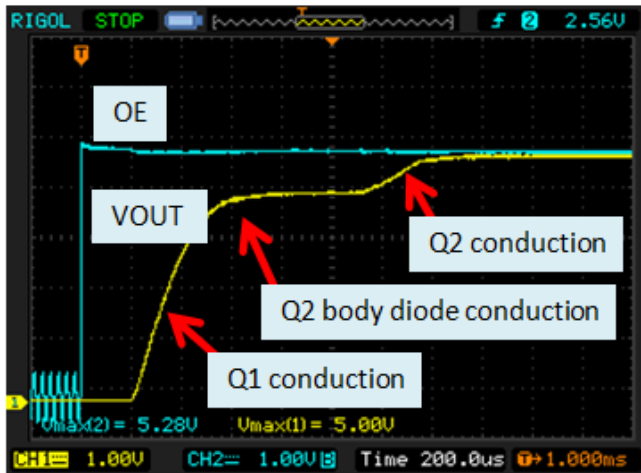


Figure 3. Waveform at VD2 node (Drain of Q4)

Conclusion

All Silego GreenFET load switches not only can be used in reverse current blocking applications but also can add value to design by providing many features that makes the application more robust and cost effective.



About the Author

Name: Chuck Husted

Background: Chuck earned his BSEE from Northern Illinois University with specialization in RF. He has worked for over 20 years in the frequency control field designing many types of quartz crystal based oscillators (XO's, VCXO's, TCXO's, and OCXO's) using discrete analog and RF circuitry. Chuck has also managed engineering teams around the globe. He recently earned his MBA.

Contact: chusted@silego.com



Document History

Document Title: Reverse Current Blocking with Silego GreenFET Load Switches

Document Number: AN - 1002

Revision	Orig. of Change	Submission Date	Description of Change
A	Chuck Husted	02/01/2013	New application note

Worldwide Sales and Design Support

Silego Technology maintains a worldwide network of offices, solution centers, manufacturer's representatives, and distributors. To find the office closest to you, visit us at [Silego Locations](#).

About Silego Technology

Silego Technology, Inc. is a fabless CMIC company headquartered in Santa Clara, California, with operations in Taiwan, and additional design/technology centers in China, Korea and Ukraine.



SILEGO
TECHNOLOGY

Silego Technology Inc.
1715 Wyatt Drive
Santa Clara, CA 95054

Phone : 408-327-8800
Fax : 408-988-3800
Website : www.silego.com