

EMI Filter Plates >

EMI Filter Plates deliver advanced protection against electromagnetic interference (EMI) for high-performance systems, enhance reliability and system performance by helping safeguard critical components, and optimize functionality across multiple lines. Compliant with stringent industry standards, EMI Filter Plates are ideal for harsh environments in the aerospace, defense and telecommunications industries.

ADVANTAGES AND FEATURES

Simplifies assembly operations

The design eliminates the need to assemble discrete filters into the bulkhead, reducing assembly time and costs.

Delivers long-term reliability in harsh conditions

The rugged construction, precision manufacturing and robust testing prior to delivery help ensure dependable and consistent operation that outperforms surface-mount filters.

Enhances design flexibility with multiple configurations

Mixed capacitance values and schematics, with vertical and right-angle exit options, assist in aligning with customers' design parameters.

Maximizes space on the PCB

With up to 50 lines in a compact form factor, the filter plate saves space compared to discrete filters.




Frequency	5 MHz to 18 GHz
Voltage	100V
Filter Circuit	C, Pi
Lines	3 to 50
Lead Configuration	Vertical, right angle
Attachment	Snap-in (5 MHz to 18 GHz) or bolt-in (5 MHz to 1 GHz)
Operating Temperatures	-55 to +125°C

Protects electronic components against damage

High-performance EMI filters with dimpled finger ground contacts help isolate electronic components and filter signals between system modules, preventing damage to components and helping meet electromagnetic compatibility requirements.

Reduces installation time and cost

Snap-in variants for certain applications eliminate mounting hardware and streamline installation.



EMI Filter Plates >

APPLICATIONS

Aerospace/Defense

Tactical weapons
Military global positioning system
inertial measurement units
Target acquisition systems
Night-vision sensors
Backup engine controllers for ships
Flight instruments
Engine controls
Navigation equipment

Medical

Medical diagnostic equipment
Monitoring devices
Implantable defibrillators

Telecommunications

Cellular base stations
Mobile/cellular repeaters

Servers and Storage


Peripheral and terminal equipment
Graphics workstations



Target Acquisition Systems



Monitoring Devices



Mobile/Cellular Repeaters

SPECIFICATIONS

Reference Information

Packaging: Tray
Designed in: Millimeters

Electrical

Frequency: 5 MHz to 18 GHz
Working Voltage: 100V
Filter Circuit: C, Pi
Insertion Loss: Varies based on frequency
and capacitance

Mechanical

Lines: 3 to 50
Lead Diameter: 0.25" (0.64mm) for 0.100"
(2.54mm) centers, 0.20" (0.51mm) for
0.079" (2.00mm) centers
Base Plate Thickness: 0.012" (0.30mm)
Lead Configuration: Vertical, right angle
Attachment: Snap-in (5 MHz to 18 GHz),
bolt-in (5 MHz to 1 GHz)

Physical

Base Plate: Brass UNS C26000/C27000 (bolt-in)
or beryllium copper (snap-in)
Lead Material: Copper alloy
Plating: Tin or silver (base plate); gold (leads)
Operating Temperatures: -55 to +125°C

www.molex.com