

SPECIFICATIONS										
Antenna Model	MTRA61274Cxx									
Number of Ports	2									
Operating Frequency (MHz)	617-698	698-824	824-894	880-960	1350-1550	1690-1880	1850-1990	1910-2180	2300-2500	2500-2700
Peak Gain – Average (dBi)**	2.4	3.1	2.8	2.7	2.7	3.6	3.9	3.5	3.6	2.9
Peak Gain – Max (dBi)**	3.2	4.0	4.0	3.4	4.7	4.1	4.1	4.2	4.0	3.4
VSWR – Max*	2.5									
VSWR – Average*										
Port 1	1.4	1.8	1.9	1.9	1.5	1.3	1.4	1.8	1.8	1.9
Port 2	1.4	1.8	1.9	1.9	1.5	1.3	1.4	1.8	1.8	1.8
Port-to-Port Isolation	-8	-10	-10	-10	-15	-17	-18	-18	-18	-25
Nominal Impedance (Ohms)	50									
Polarization	Linear vertical									
Azimuth Beam Width (°)	360, Omnidirectional									
Max Power - Ambient 25°C (W)	50									
Operating Temperature °C (°F)	-30 to +70°C (-22 to +158°F)									
Storage Temperature °C (°F)	-40 to +85°C (-40 to +185°F)									
Dimensions (L x W x H) – mm (in.)	130 x 84 x 95 (5.12 x 3.31 x 3.74)									
Radome/Baseplate Material	PC, UL94 V0 Rating, UV Stable (Black)									
Material Compliance	RoHS									
Ingress Protection***	IP67									

*/** – Measured on a one-foot ground plane

*** – Rated IP67 when installed on a hard, flat surface.



SAFETY

The MTRA61274Cxx and all associated equipment should be installed in accordance with all applicable local and national electrical code guidelines to ensure safe operation.

APPLICATION

The MTRA61274Cxx is a 2-port antenna designed for applications requiring MIMO, SISO, or Diversity radio configurations operating over any, or all, of the frequency bands listed in the Specifications table.

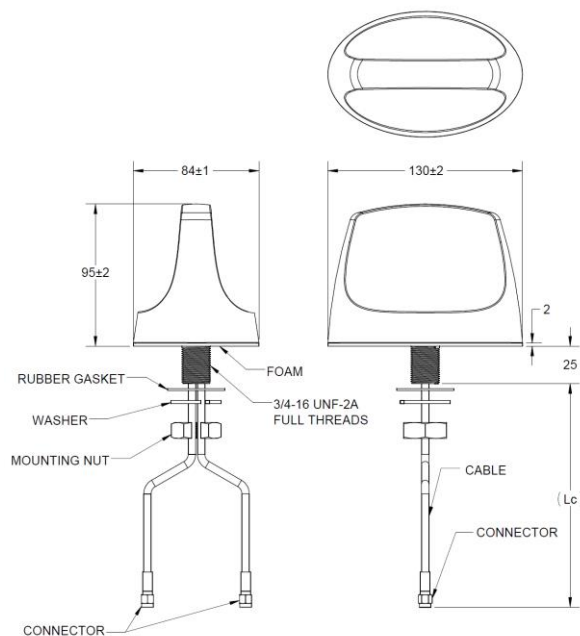


Figure 1: Antenna mounting

LOCATION

For best results, mount the antenna above exterior obstructions in a location near the center of the intended coverage area. Although not necessary as an omnidirectional antenna, a line-of site path between the antenna and the active locations generally works best. Avoid mounting next to a vertical support that could create a “shadow zone” of reduced coverage to one portion of your coverage area.

PRECAUTION

The antenna should be mounted on the desired location before connecting the cables. This is to ensure that the cables are not twisted or damaged during the mounting of the antenna.

MOUNTING

A threaded post on the back of the antenna and a supplied mounting nut are the primary mounting method when access is available to both sides of the mounting surface, such as the ceiling of a truck, meter, or vending machine. Mark the desired mounting location on the tile and cut a $\varnothing 20$ mm (0.8”) hole for the threaded post (Figure 2). Feed the cables through the hole and secure the antenna with the mounting nut tightening to 5-8 N-m (4-6 lbf-ft) of torque. For an IP67 rating, the rubber gasket must be installed correctly (Figure 3).

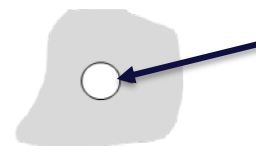


Figure 2: Hole diameter – $\varnothing 20$ mm (0.8 in.)
Max material thickness – 15 mm

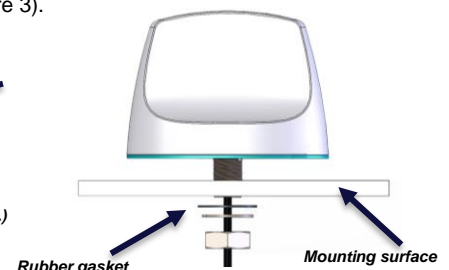


Figure 3: IP67-rated when rubber gasket is mounted on this side of the hard-mounting surface.



Laird warrants to the original end user customer of its products that its products are free from defects in material and workmanship. Subject to conditions and limitations Laird will, at its option, either repair or replace any part of its products that prove defective because of improper workmanship or materials. This limited warranty is in force for the useful lifetime of the original end product into which the Laird product is installed. Useful lifetime of the original end product may vary but is not to exceed five (5) years from the original date of the end product purchase.

Any information furnished by Laird Inc. and its agents is believed to be accurate and reliable. All specifications are subject to change without notice. Responsibility for the use and application of Laird materials rests with the end user, since Laird and its agents cannot be aware of all potential uses. Laird makes no warranties as to the fitness, merchantability or suitability of any Laird materials or products for any specific or general uses. Laird shall not be liable for incidental or consequential damages of any kind. All Laird products are sold pursuant to the Laird Terms and Conditions of sale in effect from time to time, a copy of which will be furnished upon request.

© Copyright 2019 Laird Inc. All Rights Reserved. Laird, Laird Technologies, the Laird Logo, and other marks are trademarks or registered trademarks of Laird Inc. or an affiliate company thereof. Other product or service names may be the property of third parties. Nothing herein provides a license under any Laird or any third-party intellectual property rights.

sales@lairdconnect.com
support@lairdconnect.com
www.lairdconnect.com

