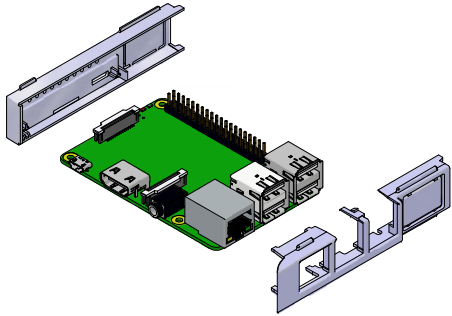
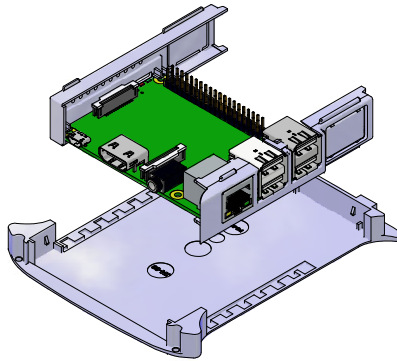


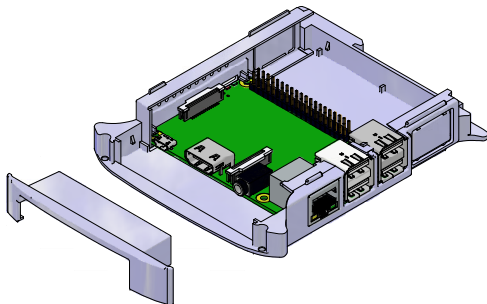
**1. ATTACH FRONT  
AND REAR PANELS.**



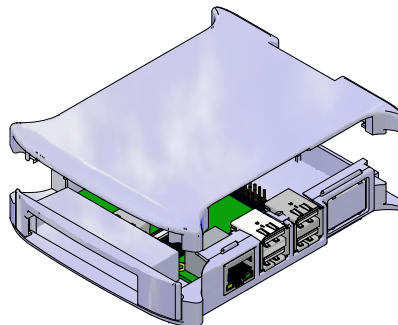
**2.PLACE BOARD ONTO BASE  
[ BASE HAS NO HOOKS ]**



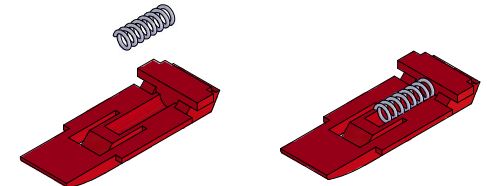
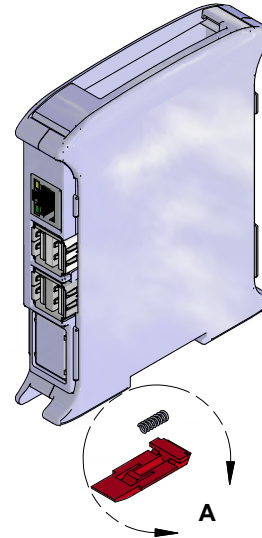
**3. INSTALL SIDE PANEL**



**4. SNAP TOGETHER TOP  
[ TOP HAS HOOKS ]**

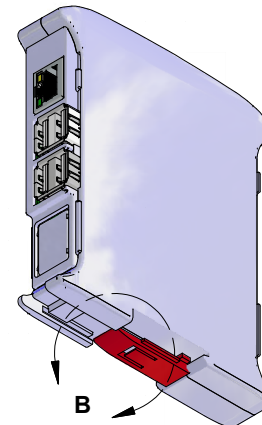


**5. PLACE SPRING INTO DIN RAIL CLIP**

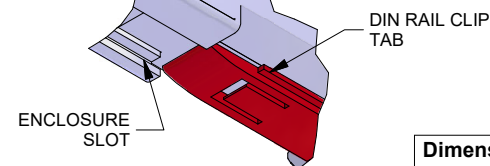
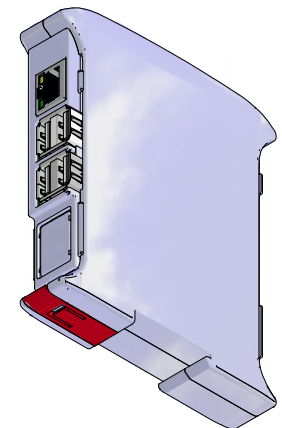


**DETAIL A**

**6. ALIGN DIN RAIL CLIP  
SIDE TABS WITH ENCLOSURE SLOTS.**



**7. SLIDE DIN RAIL CLIP INTO  
POSITION [SHOULD HEAR A CLICK]**



**DETAIL B**

**Dimensions:**  
mm  
[inches]