THIS DRAWING IS THE EXCLUSIVE PROPERTY OF MARQUARDT. WITHOUT THEIR CONSENT IT MAY NOT BE REPRODUCED OR GIVEN TO THIRD PARTIES.

CONFIDENTIAL

VERTRAULICH

Alle Rechte bei Marquardt, auch fuer den Fall von Schutzrechtsanmeldungen. Jede Verfuegungsbefugnis, wie Kopier- und Weitergaberecht, bei uns.

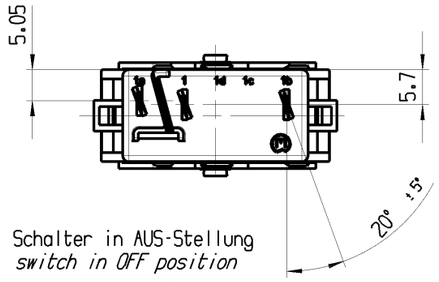

Schalter in AUS-Stellung
switch in OFF position

MCU code:

leer/*blank*	Tiny4
A	Tiny5
B	Tiny9
C	Tiny10

Ausschalter 1-polig

Fuer Geraete der Klasse II geeignet

µ-Kontroller gesteuert

Netzfrequenz: 50 / 60 HZ

SPST

suitable for appliances of class II

µ-controller controlled

frequency:50 / 60 HZ

G= Konform nach IEC 60335-1:2001 Kap. 30
G= matching IEC 60335-1:2001 clause 30

Beispiele fuer Anordnung der Aufschrift:
examples for marking arrangement:

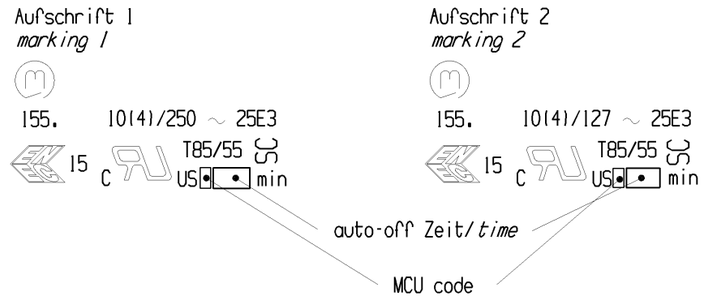

Herstelldatum: XY JWWT (Fertigungsort/-linie/-jahr/-woche/-woche/-tag)
date code XY YWWD (production place/line/year/week/week/day)

Auf Verpackung /*on box:* G

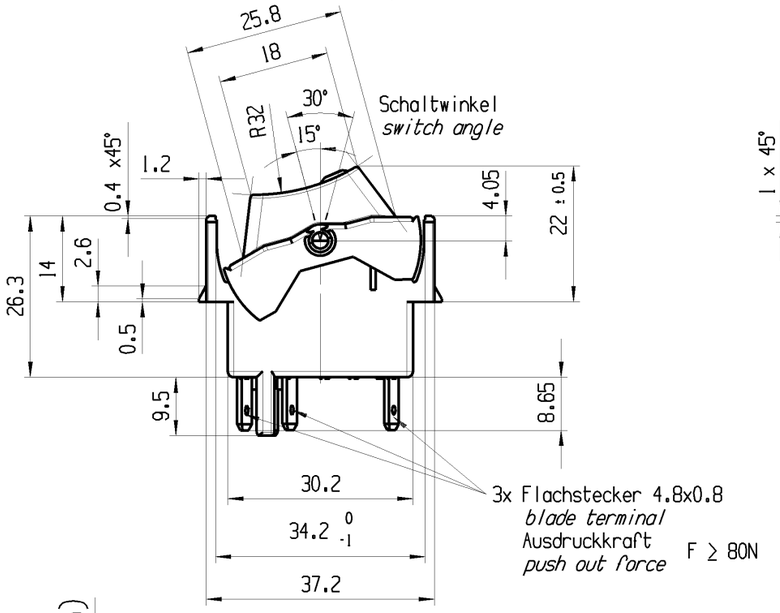

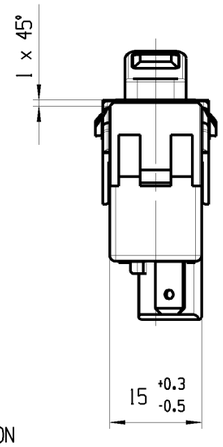

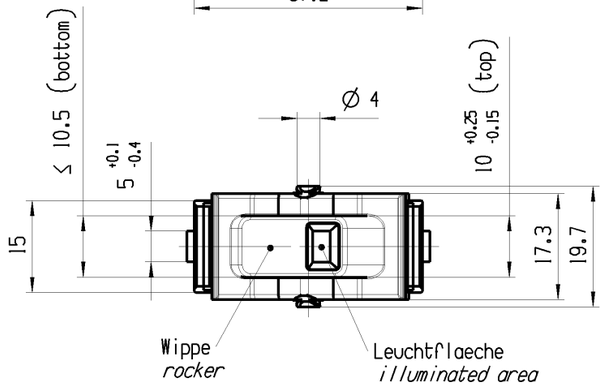

Einbauvorschlag / Betaetigungsmoment
mounting proposal / actuating torque
M = 1Ncm bis *up to* 3Ncm

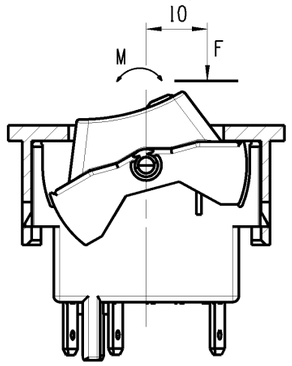

Anschlussbelegung und Schaltbild
terminal pin assignment and schematic

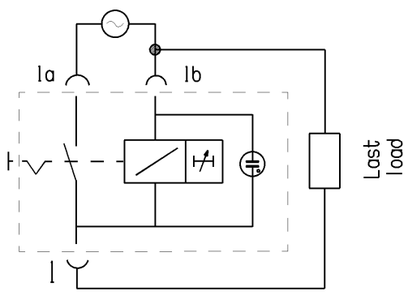

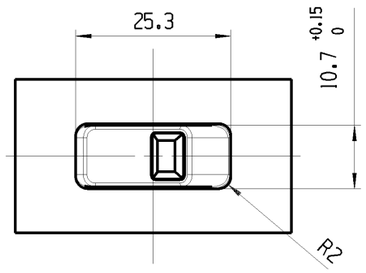

≥5.5 - 8.5A	0.35 Watt	t=12min	100...132 VAC	schwarz *black*	rot transp. *red transp.*	Aufschrift 2 *marking 2*	45	1550.1704
≥3.5 - 5A	0.5 Watt	t=12min	198...253 VAC	schwarz *black*	rot transp. *red transp.*	Aufschrift 1 *marking 1*	40	1550.1703
≥3.5 - 5A	0.5 Watt	t=20min	198...253 VAC	schwarz *black*	klar transp. *clear transp.*	Aufschrift 1 *marking 1*	65	1550.1965
≥5.5 - 8.5A	0.35 Watt	t=15min	100...132 VAC	weiss *white* (RAL 9016)	klar transp. *clear transp.*	Aufschrift 2 *marking 2*	64	1550.1964
≥5.5 - 8.5A	0.35 Watt	t=15min	100...132 VAC	schwarz *black*	klar transp. *clear transp.*	Aufschrift 2 *marking 2*	63	1550.1963
≥3.5 - 5A	0.5 Watt	t=15min	198...253 VAC	weiss *white* (RAL 9016)	klar transp. *clear transp.*	Aufschrift 1 *marking 1*	62	1550.1962
≥3.5 - 5A	0.5 Watt	t=15min	198...253 VAC	schwarz *black*	klar transp. *clear transp.*	Aufschrift 1 *marking 1*	61	1550.1961
≥3.5 - 5A	0.5 Watt	t=40min	198...253 VAC	schwarz *black*	rot transp. *red transp.*	Aufschrift 1 *marking 1*	49	1550.1949
≥3.5 - 5A	0.5 Watt	t=120min	198...253 VAC	schwarz *black*	rot transp. *red transp.*	Aufschrift 1 *marking 1*	48	1550.1948
≥5.5 - 8.5A	0.35 Watt	t=20min	100...132 VAC	weiss *white* (RAL 9016)	klar transp. *clear transp.*	Aufschrift 2 *marking 2*	47	1550.1947
≥5.5 - 8.5A	0.35 Watt	t=20min	100...132 VAC	schwarz *black*	klar transp. *clear transp.*	Aufschrift 2 *marking 2*	46	1550.1946
≥5.5 - 8.5A	0.35 Watt	t=30min	100...132 VAC	schwarz *black*	rot transp. *red transp.*	Aufschrift 2 *marking 2*	45	1550.1945
≥3.5 - 5A	0.5 Watt	t=20min	198...253 VAC	weiss *white* (RAL 9016)	klar transp. *clear transp.*	Aufschrift 1 *marking 1*	44	1550.1944
≥3.5 - 5A	0.5 Watt	t=15min	198...253 VAC	schwarz *black*	rot transp. *red transp.*	Aufschrift 1 *marking 1*	43	1550.1943
≥3.5 - 5A	0.5 Watt	t=30min	198...253 VAC	schwarz *black*	rot transp. *red transp.*	Aufschrift 1 *marking 1*	40	1550.1940
Interne Elektronik INTERNAL ELECTRONIC		Auto-off Zeit AUTO-OFF TIME	Versorgungsspannung SUPPLY VOLTAGE	Farbe Wippe COLOUR ROCKER	Farbe Leuchtflaeche COLOUR ILLUMINATED AREA	Leistung RATING	Schaltercode SWITCH CODE SC	Art. ITEM
Ausloesestrom RELEASE CURRENT (< 20ms)	Leistungsaufnahme INPUT POWER							

Shape and location	Angle ± 2 °	Length				Radii	
	Edge tolerance	0-6	± 0.15		±	0-6	± 0.2
		>6-15	± 0.2		±	>6-15	± 0.3
		>15-30	± 0.25		±	>15-30	± 0.5
		>30-70	± 0.4		±	>30-200	± 10%
		>70-120	± 0.6		±		±
		>120-200	± 1.0		±		±
			±		±		±
			±		±		±

Index	MEC-No.	Date (YYYY-MM-DD)	Edited by
n	141991	2022-04-21	CBL
m	90976	2014-10-10	DAIM
l	87968	2014-01-20	HHE
k	87377	2013-12-04	HHE

Sheet 01

Format DIN A3 | Projection | Scale 1:1

All dimensions are in millimetres

System NX V8.5

Replacement of V10110100

Ident.	Document number	Index
K	15501940	n

appliance switch

MARQUARDT