


**VSSC6 CLFG60VAC/DC0.5A****Weidmüller Interface GmbH & Co. KG**

Klingenbergstraße 26

D-32758 Detmold

Germany

[www.weidmueller.com](http://www.weidmueller.com)

Overvoltage coupling along the conductor path may disturb or destroy sensitive signal inputs. It is important to provide protection in the immediate vicinity of I&C devices. Weidmüller's broad product range for the I&C sector offers products in a 2-piece, pluggable design and modular terminals for tension clamp or screw connection. These products are suitable for both binary and analogue signals. Weidmüller also offers other designs with integrated components such as gas discharge tubes or varistors. VARITECTOR stands for flexible and variable surge protection by Weidmüller, tested according to product standard IEC61643-21. The VARITECTOR series can be used in applications according to IEC 61643-22 / VDE 0845-3 for classes C1, C2, C3 and D1. The VARITECTOR SPC, SSC and MCZ OVP product families optimally combine electrical and mechanical properties. Size and easy handling play an important role. This surge protection is suited for confined spaces in industrial and process automation as well as in building automation applications.

**General ordering data**

Version	Surge protection for instrumentation and control, Surge protection for measurement and control, $U_p(L/N-PE) \leq 1510 \text{ V}$
Order No.	<a href="#">1064290000</a>
Type	VSSC6 CLFG60VAC/DC0.5A
GTIN (EAN)	4032248829651
Qty.	10 pc(s).

**VSSC6 CLFG60VAC/DC0.5A****Weidmüller Interface GmbH & Co. KG**

Klingenbergstraße 26

D-32758 Detmold

Germany

www.weidmueller.com

**Technical data****Dimensions and weights**

Depth	81 mm	Depth (inches)	3.189 inch
Height	88.5 mm	Height (inches)	3.484 inch
Width	6.2 mm	Width (inches)	0.244 inch
Net weight	41.2 g		

**Temperatures**

Storage temperature	-40 °C...80 °C	Operating temperature	-40 °C...70 °C
Humidity	5...96 %		

**Probability of failure**

SIL in compliance with IEC 61508	3	MTTF	3,936 a
SFF	93.28 %	$\lambda_{ges}$	29
PFH in $1 \cdot 10^{-9}$ per hour	1.95		

**Rated data UL**

Certificate No. (UL)	E311081	UL certificate	UL Zertifikat
----------------------	---------	----------------	---------------

**CSA protection data**

Gas group C	IIB	Gas group D	IIA
Gas groups A, B	IIC	Input current, max. $I_i$	500 mA
Input voltage, max. $U_i$	106 V	Internal capacity, max. $C_i$	1 nF
Internal inductance, max. $L_i$	0 $\mu$ H		

**General data**

Number of poles	1	Protection degree	IP20
Colour	black		

**Insulation coordination acc. to EN 50178**

Pollution severity	2	Surge voltage category	III
--------------------	---	------------------------	-----

**VSSC6 CLFG60VAC/DC0.5A****Weidmüller Interface GmbH & Co. KG**

Klingenbergstraße 26

D-32758 Detmold

Germany

www.weidmueller.com

**Technical data****Rated data IEC / EN**

Dielectric strength at FG against PE	≥ 500 V	Discharge current $I_{\max}$ (8/20μs) wire-PE	5 kA
Discharge current $I_{\max}$ (8/20μs) wire-wire	5 kA	Discharge current $I_n$ (8/20μs) wire-PE	2.5 kA
Discharge current $I_n$ (8/20μs) wire-wire	2.5 kA	Discharge current, max. (8/20 μs)	10 kA
Fuse	0.5 A	Insertion loss	250 MHz
Lightning test current $I_{\text{imp}}$ (10/350 μs)	0.5 kA	Lightning test current, $I_{\text{imp}}$ (10/350 μs) Wire-PE	0.5 kA
Max. continuous voltage, $U_c$ (AC)	75 V	Max. continuous voltage, $U_c$ (DC)	106 V
Number of poles	1	Overload - failure mode	Modus 2
Protection level $U_p$ (typ.)	≤ 1510 V	Protection level on output side Wire-wire 1 kV/μs, typically	200 V
Protection level, $U_p$ GND - PE	800 V	Protection level, $U_p$ wire - wire	260 V
Pulse-reset capacity	≤ 20 ms	Rated current $I_N$	500 mA
Rated voltage (AC)	60 V	Rated voltage (DC)	85 V
Requirements category acc. to IEC 61643-21	C2, C3, D1	Signal transmission properties (-3 dB)	6.8 MHz
Standards	IEC 61643-21, HART-compatible	Surge current-carrying capacity C2	2.5 kA
Surge current-carrying capacity C3	50 A	Surge current-carrying capacity D1	0.5 kA
Voltage type	AC/DC	Volume resistance	1.8 Ω 10 %

**Further details of approvals**

GOST certificate	GOST-Zertifikat
------------------	-----------------

**Connection data**

Stripping length	10 mm	Type of connection	Screw connection
Tightening torque, min.	0.5 Nm	Tightening torque, max.	0.8 Nm
Clamping range, min.	0.5 mm <sup>2</sup>	Clamping range, max.	4 mm <sup>2</sup>
Wire cross-section, solid, min.	0.5 mm <sup>2</sup>	Wire cross-section, solid, max.	6 mm <sup>2</sup>
Conductor cross-section, flexible, AEH (DIN 46228-1), min.	0.5 mm <sup>2</sup>	Conductor cross-section, flexible, AEH (DIN 46228-1), max.	4 mm <sup>2</sup>
Connection cross-section, stranded, min.	0.5 mm <sup>2</sup>	Connection cross-section, stranded, max.	4 mm <sup>2</sup>

**Electrical data**

Voltage type	AC/DC
--------------	-------

**Ratings IECEx/ATEX/cUL**

cUL certificate	cUL Certificate
-----------------	-----------------

**Classifications**

ETIM 7.0	EC000943	ETIM 8.0	EC000943
ETIM 9.0	EC000943	ETIM 10.0	EC000943
ECLASS 12.0	27-17-15-01	ECLASS 13.0	27-17-15-01
ECLASS 14.0	27-17-15-01	ECLASS 15.0	27-17-15-01

## VSSC6 CLFG60VAC/DC0.5A

Weidmüller Interface GmbH &amp; Co. KG

Klingenbergstraße 26

D-32758 Detmold

Germany

www.weidmueller.com

## Technical data

## Tender specification sheets

Long specification	Surge protection in a one piece, 6.2 mm wide DIN rail module for a float-ing-ground driven signal circuit with 60 V UC, 2-wire technology. A current loop with max. 0.5A can be protected here. When the terminal is fitted, there is a simultaneous sparkover gap created to the high-impedance earth between the mounting rail (earth) and the reference potential (ground) of the protective switch. Optical identification of the terminal based on the type of protected switching and the voltage level. The terminal can be labelled or marked.	Short specification	Surge protection in a one piece, 6.2 mm wide DIN rail module for a float-ing-ground driven signal circuit with 2-wire technology and a potential-free earth cable. Version: 60V UC
--------------------	--	---------------------	--

## Environmental Product Compliance

RoHS Compliance Status	Compliant with exemption
RoHS Exemption (if applicable/known)	7a, 7cl
REACH SVHC	Lead 7439-92-1
SCIP	71e97bb7-979f-4330-94c0-20c629bb05e3

## Important note

Product information	Mode 2: State where the voltage-limiting part of the SPD was short-circuited due to a very low impedance within the SPD. The line is inoperable, but the measuring equipment is still protected by means of a short-circuit.
---------------------	--

## Approvals

Approvals



Approvals MAMID	<a href="https://mdcop.weidmueller.com/mediadelivery/rendition/900_319222/-T1z1mm-S800/">https://mdcop.weidmueller.com/mediadelivery/rendition/900_319222/-T1z1mm-S800/</a> <a href="https://mdcop.weidmueller.com/mediadelivery/rendition/900_319227/-T1z1mm-S800/">https://mdcop.weidmueller.com/mediadelivery/rendition/900_319227/-T1z1mm-S800/</a> <a href="https://mdcop.weidmueller.com/mediadelivery/rendition/900_319238/-T1z1mm-S800/">https://mdcop.weidmueller.com/mediadelivery/rendition/900_319238/-T1z1mm-S800/</a> <a href="https://mdcop.weidmueller.com/mediadelivery/rendition/900_319252/-T1z1mm-S800/">https://mdcop.weidmueller.com/mediadelivery/rendition/900_319252/-T1z1mm-S800/</a> <a href="https://mdcop.weidmueller.com/mediadelivery/rendition/900_319261/-T1z1mm-S800/">https://mdcop.weidmueller.com/mediadelivery/rendition/900_319261/-T1z1mm-S800/</a>
ROHS	Conform
UL File Number Search	UL Website
Certificate No. (UL)	E311081

## Downloads


Approval/Certificate/Document of Conformity	<a href="#">SIL Paper</a> <a href="#">EU Konformitätserklärung / EU Declaration of Conformity</a>
Engineering Data	<a href="#">CAD data – STEP</a>
User Documentation	<a href="#">Beipackzettel / Instruction sheet</a>
Catalogues	<a href="#">Catalogues in PDF-format</a>
Brochures	

## VSSC6 CLFG60VAC/DC0.5A

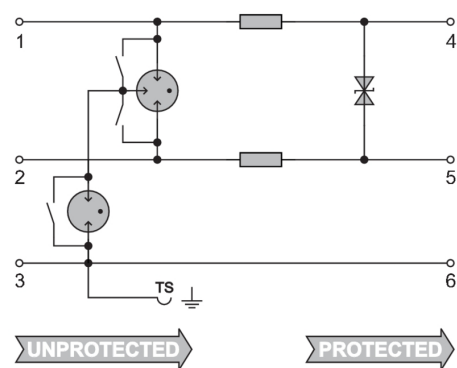
**Weidmüller Interface GmbH & Co. KG**  
Klingenbergstraße 26  
D-32758 Detmold  
Germany

[www.weidmueller.com](http://www.weidmueller.com)

# Drawings



Similar to illustration



Circuit diagram

