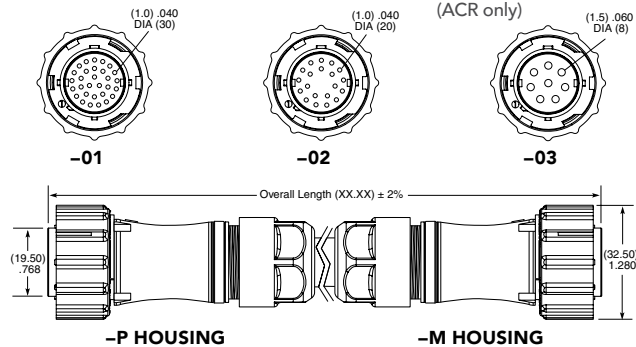


22 mm • IP68 SEALED CABLE ASSEMBLY

SERIES	22	LEAD STYLE	PLATING OPTION	LENGTH	END 1	END 2	HOUSING MATERIAL	KEYING OPTIONS
ACP Terminal		-01 = 1.0 mm DIA (30) terminals or sockets (24 AWG)	-G = 10 μ " (0.25 μ m) Gold over 50 μ " (1.27 μ m) Ni on contact	- "XX.XX" = Length in meters (00.25 m min. to 50.00 m max.) Standard lengths	-T = Terminal -S = Socket	-T = Terminal (ACP only) -S = Socket (ACP only) -BC = Blunt Cut -S1 = Connector determine by lead style. See chart for end 2 connector used. (ACR only)	-P = Plastic -M = Metal	-1 = Orange, 45°
ACR Socket		-02 = 1.0 mm DIA (20) terminals or sockets (24 AWG) -03 = 1.5 mm DIA (8) terminals or sockets (16 AWG)						

ACP-22

End 1/2 Mates:
ACP-22
ACRK-22

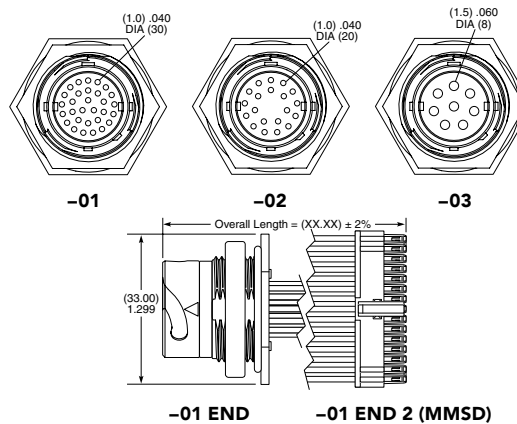


View complete specifications at: samtec.com?ACP-22

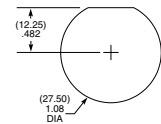
ACR-22

End 1 Mates:
ACP-22
ACPK-22

End 2 Mates:
IPL1, MPT



PANEL OPENING



LEAD STYLE	-S1 END 2	MATES WITH -S1
-01	MMSD (24 AWG)	IPL1
-02	MPSS (16 AWG)	MPT

View complete specifications at: samtec.com?ACR-22

CURRENT RATING		
LEAD STYLE	PINS POWERED	CCC per PIN
-01	30	2.0 A
-02	20	2.3 A
-03	8	8.3 A

For general reference only. Contact AccliMate@samtec.com for applications requiring higher current carrying capacity.

KITS AVAILABLE

www.samtec.com?ACPK-22
www.samtec.com?ACRK-22

Note:
Some lengths, styles and options are non-standard, non-returnable.