© 2022 TE Connectivity. All Rights Reserved.

REVISIONS					
P	LTR	DESCRIPTION	DATE	DWN	APVD
	B	NEW CPA DESIGN	13MAY2024	LSZ	SZN
	C	CONNECTOR ROBUSTNES IMPROVEMENT	08OCT2024	LSZ	SZN
	C1	INTRODUCTION OF NEW VARIANT	18NOV2024	LSZ	SZN
	C2	TOLERANCE CORRECTION	08AUG2025	GYR	LSZ

1 LASER PRINT:

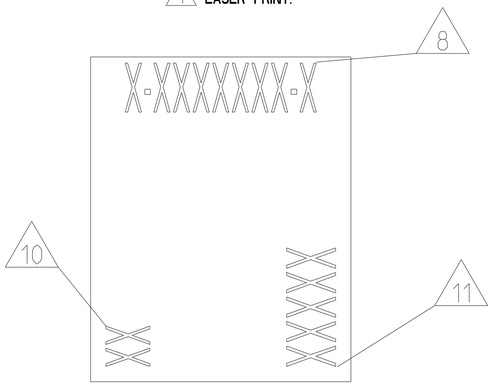

CODINGS 2:1

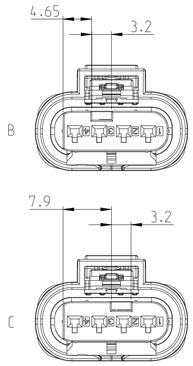

REATAINER FLAP OPEN VS CLOSED 2:1

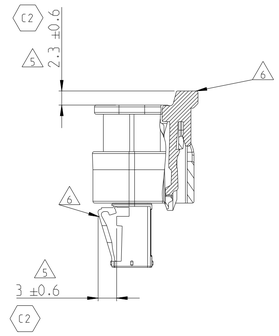

RETAINER FLAP OPEN
CPA PRE-LOCKED
(AS RECEIVED CONDITION)

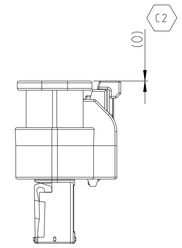

RETAINER FLAP CLOSED
CPA CLOSED

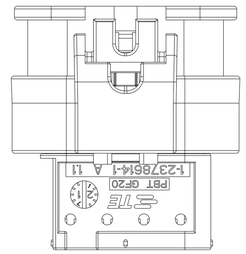

C1 VERSION WITHOUT CPA

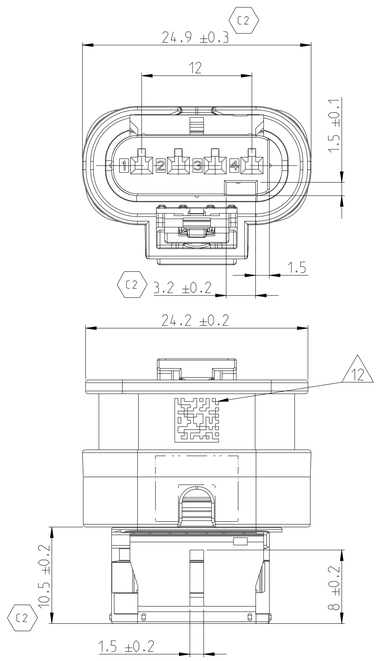

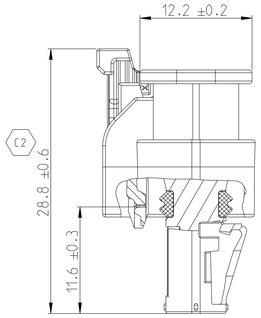

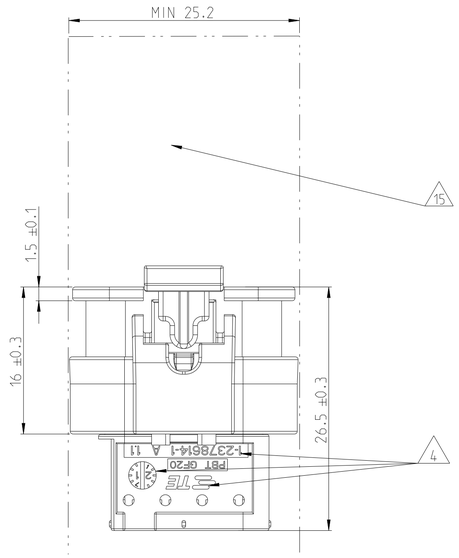

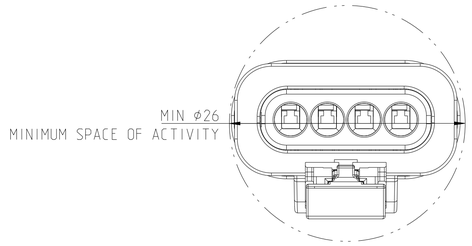

NOTES:

1 AREA FOR LASER PRINT

2 USABLE CONTACTS: MCON 1.2 LL - SINGLE WIRE SEAL CONTACTS
SEE TE-NO. 1452674

3 MAX. WIRE SIZE RANGE 1.0 mm² FLR PERMITTED
FOR CAVITY-Ø 3.55MM
QUANTITY SEE WIRE HARNESS DRAWING
FOR PERMISSIBLE CURRENT CARRYING CAPACITY OF THE SINGLE CONTACT
SEE PRODUCT SPECIFICATION NO.108-18782
VOLTAGE PROOF UP TO 48V ACC. TO DIN EN 60664-1
MAX OPERATING TEMPERATURE 130°C
VIBRATION RESISTANCE UP TO SG4 - ACC. TO LV214 REV. 6

4 SUPPLIER-MARK (ONLY FOR TE CONNECTIVITY INTERNAL TRACKING)

5 SPACE OF ACTIVITY

6 SUPPLY CONDITION: CPA (4) AND
RETAINER FLAP (1) IN PRELOCKED POSITION

7 WARPAGE PERMITTED TO MAX. -0.5mm

8 TE ORDER-NO.

9 ACCORDING TO INTERFACE DRAWING
SEE TE-NO. 114-18679-3

10 ASSEMBLY LINE SEGMENT IDENTIFICATION

11 DATE CODE (DDDYY)

12 DMC CODE:
FIRST ROW: MANUFATCURING INFORMTATION ONLY FOR TE CONNECTIVITY
SECOND ROW: TE.COM ONLINE CATALOG LINK FOR CUSTOMER

14 THE MARKING ON THE COMPONENTS MAY VARY IN THE SAME BATCH
IT DOES NOT SERVE ANY FUNTCTION
IT IS ONLY USED FOR TE CONNECTIVITY INTERNAL TRACKING
FOR VALID CUSTOMER TRACKING PLEASE USE THE LASER PRINT - SEE NOTE 1

15 PLEASE CARRY OUT THE CLEARANCE TEST FOR THE SOCKET HOUSING
BASED ON THE WIRE SIZE USED

16 SECONDARY LOCK THAT HAVE BEEN CLOSED DURRING TRANSPORT CAN BE MOVED BACK
TO PRE-LOCKED POSSITION ACCORDING TO INSTRUCTIONS FOUND IN THE APPLICATION SPEC.

1-2378604-1 AS SHOWN

C1

1- -6	3- -1	2- -1	1- -1	DESCRIPTION	MATERIAL	COLOUR	ITEM NO
-	1	1	1	NEXTGEN MCON 1.2 LL CPA	PBT-GF30	RED	4
1	1	1	1	4POS MCON 1.2 - SEAL	SILOPREN LSR	BLUE	3
1	1	1	1	4POS, NEXTGEN MCON 1.2 - PROTEC. COVER	PA6-GF15	BLACK	2
-	1	-	-	4POS NEXTGEN MCON 1.2 - RECEPTACLE HSG.- COD C	PBT-GF20	BLUE	1
-	-	1	-	4POS NEXTGEN MCON 1.2 - RECEPTACLE HSG.- COD B	PBT-GF20	BROWN	1
1	-	-	1	4POS NEXTGEN MCON 1.2 - RECEPTACLE HSG.- COD A	PBT-GF20	BLACK	1
C	C	C	C	C REVISION			

PARTS LIST

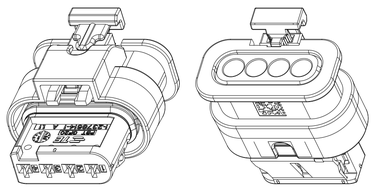

3D VIEW 2:1

TOLERANCES UNLESS OTHERWISE SPECIFIED ACC. TO DIN 16901-140⊚CENTRIC TO NOMINAL DIMENSION. EDITION 1982-11 SHALL APPLY.
Freimasstoleranzen nach DIN 16901-140⊚. Es gilt die Ausgabe 1982-11.

THIS DRAWING IS A CONTROLLED DOCUMENT.

DIMENSIONS: mm

TOLERANCES UNLESS OTHERWISE SPECIFIED:
0 PLC ±
1 PLC ±0.1
2 PLC ±0.01
3 PLC ±0.001
4 PLC ±0.0001
ANGLES ±

MATERIAL: SEE BOM
FINISH: -

DWN: SZÉKELY LEHEL 19OCT2023
CHK: NEMES SZILÁRD 19OCT2023
APVD: GASPÁR SZABOLCS 19OCT2023
PRODUCT SPEC: 108-94874
APPLICATION SPEC: 114-94767
WEIGHT: -

TE Connectivity

NAME: 4POS.NEXTGEN. MCON 1.2 LL REC.SLD

SIZE	CAGE CODE	DRAWING NO	RESTRICTED TO
A1	00779	C-2378604	-

CUSTOMER DRAWING | SCALE 4:1 | SHEET 1 OF 1 | REV C2

4805 (3/13)