THIS DRAWING IS UNPUBLISHED
VERTRAULICHE UNVEROEFFENTLICHTE ZEICHNUNG
© COPYRIGHT 2017

RELEASED FOR PUBLICATION
FREI FUER VEROEFFENTLICHUNG
ALL RIGHTS RESERVED.
ALLE RECHTE VORBEHALTEN.

MATED WITH:
PASSEND ZU:
see Notes

| LOC | DIST |
|---|---|
| A1 | - |

PROJEKT NR.: PRJ-15-0902

REVISIONS
ÄENDERUNGEN

| P | LTR | DESCRIPTION BESCHREIBUNG | DATE | DWN | APVD |
|---|---|---|---|---|---|
| | A3 | PCN: E-19-018960 | 09DEC2019 | SP | FE |
| | A4 | REVISED PER PCN-23-177153 | 03OCT2023 | PS | AW |
| | A5 | ZONE A7 & D5 VIEW CLARIFIED | 26AUG2025 | NP | AW |
| | A6 | REVISED PER PCN-25-259116 | 25SEP2025 | RT | AW |

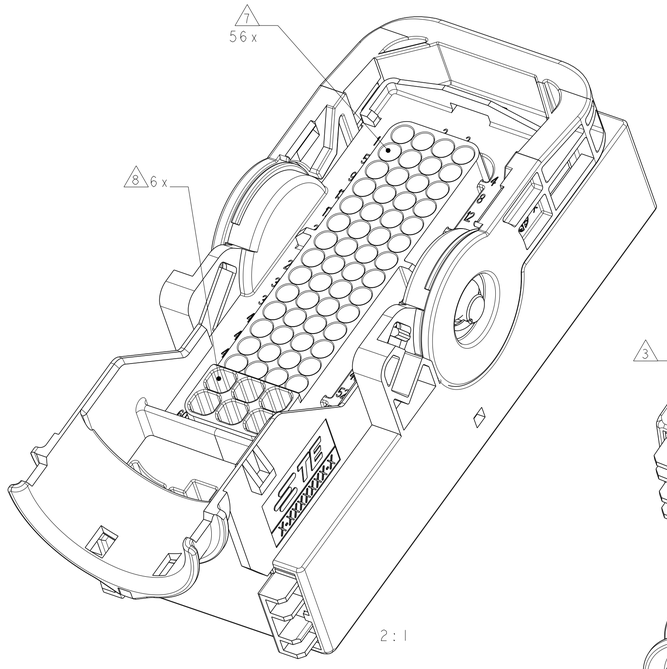


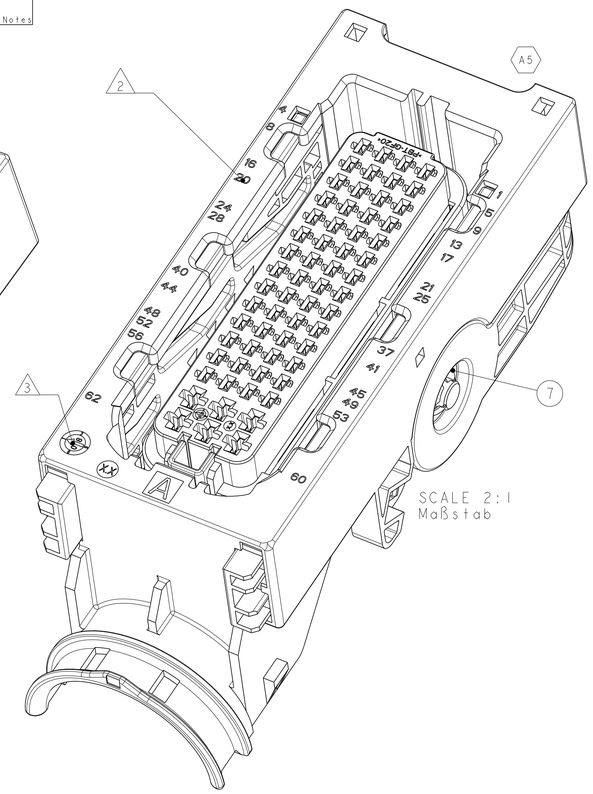


CODING A AS SHOWN
Kodierung A wie gezeigt

## DELIVERY CONDITIONS:
Lieferzustand:

2nd LOCKING DEVICE IN PRE LOCKED POSITION
2. Kontaktsicherung in Vorraststellung

LEVER IN LOCKED POSITION
Hebel in Verriegelungsstellung

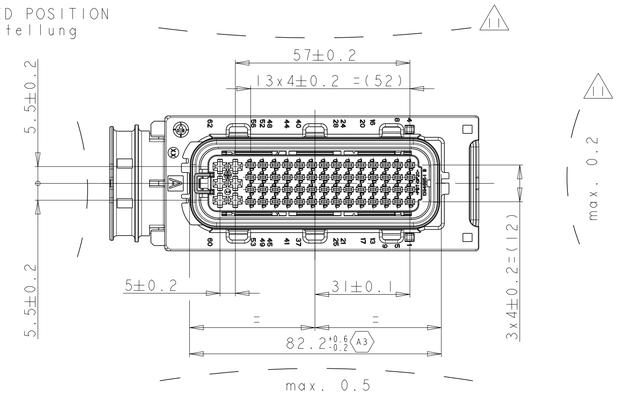


SECTION B-B
Schnitt

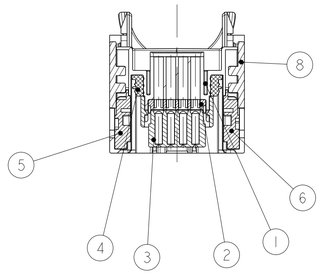


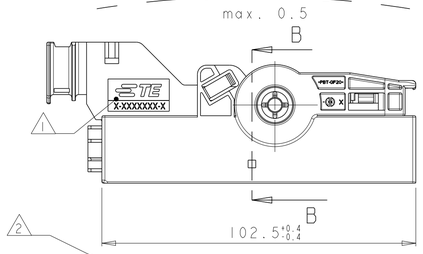


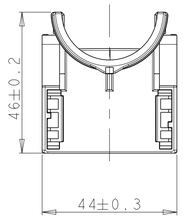


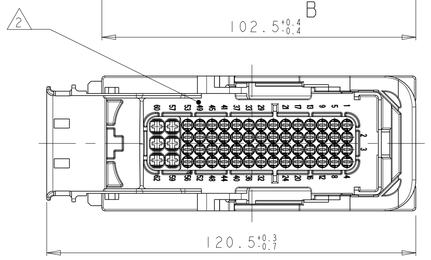


## PRE LOCKED POSITION OF SECONDARY LOCKING
Vorraststellung der 2. Kontaktsicherung

CODING A
Kodierung A

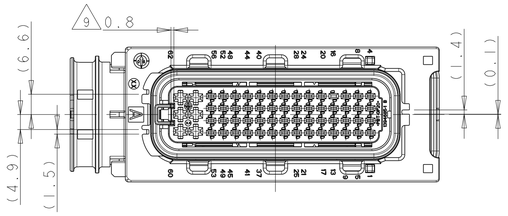


## FURTHER CODINGS
Weitere Kodierungen

CODING B
Kodierung B

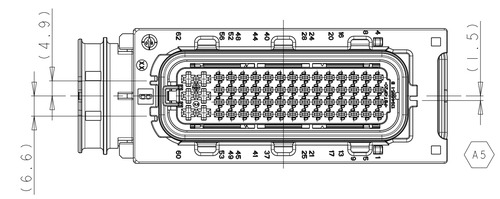


CODING C
Kodierung C

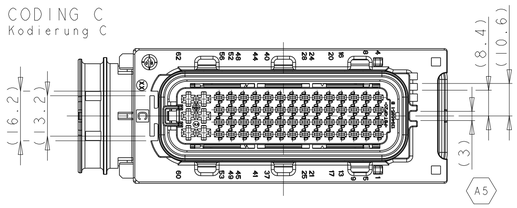


## CONNECTOR IN PRE LOCKED POSITION INCL. COVER
Steckverbinder in Vorraststellung mit Kappe

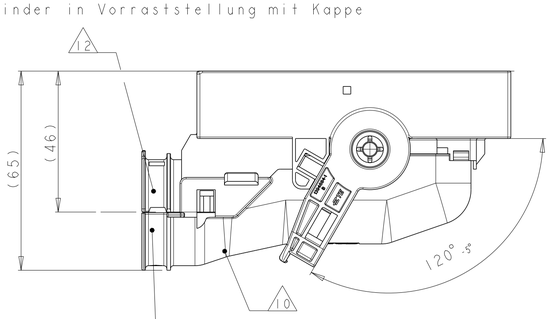


## NOTES
Bemerkungen

1. TE CONNECTIVITY LOGO AND TE CONNECTIVITY NUMBER, SUNK
TE Connectivity Logo und TE CONNECTIVITY Nummer, vertieft

2. CAVITY NUMBERING
Kammerbezeichnung

3. PRODUCTION DATE
Produktionsdatum

4. MATERIAL MARKING ACC.TO VDA 260
Werkstoffkennzeichnung nach

5. LAYER PACKAGING IN CORRUGATED BOX
Lagenverpackung im Versandkarton

6. FITS TO TE CONNECTIVITY COUNTERPART 1.5MM/2.8MM
TAB HOUSING 1718324
Passend zu TE CONNECTIVITY Gegenstecker 1,5/2,8mm Stiftgehäuse
1718324

7. CAVITIES MATED WITH AMP MCP1.5K
SEE PRODUCT GROUP DRAWING
TE CONNECTIVITY NO: 1241436
MAX. WIRESIZE: 1,5mm² FLR
AWG 16 TXL
Kontaktkammern passend fuer AMP MCP1.5K
siehe Produkt-Gruppenzeichnung
TE CONNECTIVITY Nr. 1241436
max. Drahtgroessenbereich: 1,5mm² FLR
AWG 16 TXL

8. CAVITIES MATED WITH AMP MCP2.8
SEE PRODUCT GROUP DRAWING
TE CONNECTIVITY NO: 1355036
MAX. WIRESIZE: 2,5mm² FLR
AWG 12 TXL
Kontaktkammern passend fuer AMP MCP2.8
siehe Produkt-Gruppenzeichnung
TE CONNECTIVITY Nr. 1355036
max. Drahtgroessenbereich: 2,5mm² FLR
AWG 12 TXL

9. SLIDING DISTANCE OF SECONDARY LOCKING
Verschiebeweg der Zweiten Kontaktsicherung

10. MATED WITH COVER TE CONNECTIVITY No. 1418882
Passend zu Kappe TE CONNECTIVITY Nr. 1418882

11. WARPAGE TO ..... PERMITTED
Verzug zulässig bis .....

12. MAX. CABLE TIE WIDTH: 5 mm
max. Kabelbinderbreite: 5 mm

13. MALFUNCTION CAUSED BY LACQUER IS NOT COVERED BY TE CONNECTIVITY WARRENTY
Funktionsbeeintraechtigung durch Lackieren liegt nicht im Einfluss und Gewaehrleistungsumfang von TE CONNECTIVITY

14. FITS TO TE INTERFACE DARWING 114-18617
Passend zu TE Schnittstellenzeichnung 114-18617

A4 15. POSSIBLE ALTERNATE MATERIAL PA66-GF30 WILL BE SHOWN ON MARKING (MATERIAL MARKING IS NOT VISIBLE ON ASSEMBLED PART)
Mögliches alternatives Material PA66-GF30 wird mit der Materialkennzeichnung angezeigt. (Materialkennzeichnung ist beim assemblierten Teil nicht sichtbar)

| | 3-2293551-1 | 2-2293551-1 | 1-2293551-1 | ORDER NO. Bestell-Nr. | REV. |
|---|---|---|---|---|---|
| | A | A | A | | |

| | 3 | 2 | 1 | MAT. | COLOUR/Farbe SURFACE/Oberfl. | DESCRIPTION Beschreibung | REV. | ITEM |
|---|---|---|---|---|---|---|---|---|
| | 1 | 1 | 1 | PBT-GF20 | YELLOW gelb | LEVER Hebel | B | 8 |
| | 2 | 2 | 2 | STAINLESS rostfrei | ZINC PLATED, PASSIVATED verzinkt, passiviert | GUARD CAM Klemmscheibe | A | 7 |
| A4 | 1 | 1 | 1 | 15 PA6-GF30 | BLACK schwarz | SLIDE, RH Schieber, rechts | A | 6 |
| A4 | 1 | 1 | 1 | 15 PA6-GF30 | BLACK schwarz | SLIDE, LH Schieber, links | A | 5 |
| | 1 | 1 | 1 | SILICONE | ORANGE orange | SEAL Dichtung | A | 4 |
| | 1 | 1 | 1 | PBT-GF20 | BLACK schwarz | CAVITY BLOCK Kontaktgeh. | B | 3 |
| | 1 | 1 | 1 | PBT-GF30 | YELLOW gelb | SEC. LOCKING. DEV. zweite Kontaktsicherung | C | 2 |
| | 1 | | | PBT-GF20 | BLUE blau | REC. HOUSING, CODE C Buchsengeh., Code C | B | 1 |
| | | 1 | | PBT-GF20 | DUSTY GREY staubgrau | REC. HOUSING, CODE B Buchsengeh., Code B | B | |
| | | | 1 | PBT-GF20 | BLACK schwarz | REC. HOUSING, CODE A Buchsengeh., Code A | B | |

THIS DRAWING IS A CONTROLLED DOCUMENT.

DIMENSIONS: MASSEINHEITEN: mm

TOLERANCES UNLESS OTHERWISE SPECIFIED: n. ISO 8015 n. DIN 16901 - 140
~~0-PLC ±~~
~~1-PLC ±~~
~~2-PLC ±~~
~~3-PLC ±~~
~~4-PLC ±~~
ANGLES/WINKEL ±2°

MATERIAL: SEE TABLE siehe Tabelle

FINISH/OBERFLAECHE/FARBE: SEE TABLE siehe tabelle

| | | |
|---|---|---|
| DWN | N. Pfaffmann | 15JAN2016 |
| CHK | F. Eltrop | 18JAN2016 |
| APVD | Ch. Eberwein | 18JAN2016 |
| PRODUCT SPEC PRODUKTSPEZ. | 108-18946 | |
| APPLICATION SPEC VERARBEITUNGSSPEZ. | 114-18660 | |
| WEIGHT: GEWICHT | 91.8 g | |

TE Connectivity

NAME: AMP MCP 1.5K / AMP MCP 2.8
REC. HOUSING, 62POS., SEALED
AMP MCP 1.5K / AMP MCP 2.8
Buchsengeh.,62pol.,gedichtet

| SIZE | CAGE CODE | DRAWING NO ZEICHNUNGS-NR. | RESTRICTED TO NUR FUER |
|---|---|---|---|
| A1 | 00779 | C-2293551 | - |

CUSTOMER DRAWING

| SCALE MASSSTAB | SHEET BLATT | OF VON | REV |
|---|---|---|---|
| 1:1 | 1 | 1 | A6 |

4805 (3/11)