THIS DRAWING IS UNPUBLISHED. RELEASED FOR PUBLICATION 20
© COPYRIGHT 20 BY - ALL RIGHTS RESERVED.

REVISIONS

P	LTR	DESCRIPTION	DATE	DWN	APVD
	B	ECR-16-010100	14JUL2016	L.Z	X.X
	C	ECR-19-009136	22JUL2019	C.D	C.W
	D	ECR-25-235343	03NOV2025	G.W	C.W

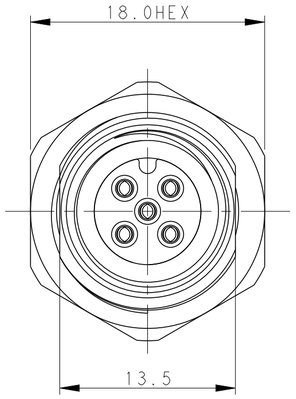

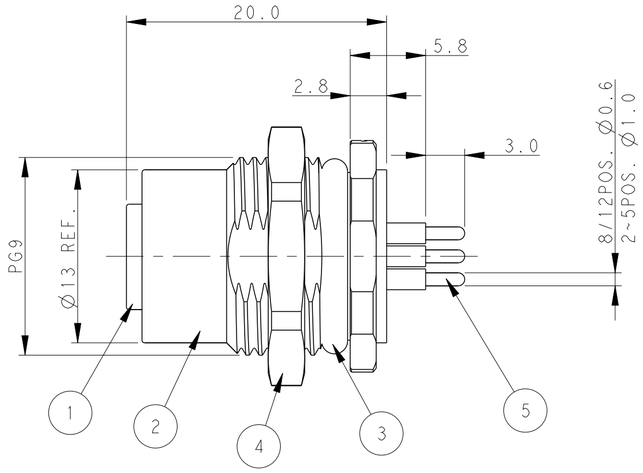

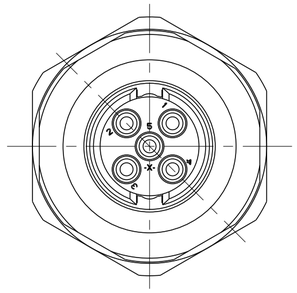

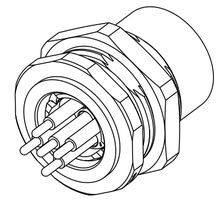

TABLE 1

TECHNICAL DATA	T4141012021-000	T4141012031-000	T4141012041-000	T4141012051-000
RATED VOLTAGE	250V	250V	250V	60V
RATED CURRENT	4A	4A	4A	4A
POLLUTION DEGREE	3	3	3	3
OVERVOLTAGE CATEGORY	II	II	II	II
CONTACT RESISTANCE	<=10mΩ	<=10mΩ	<=10mΩ	<=10mΩ
INSULATION RESISTANCE	>100MΩ	>100MΩ	>100MΩ	>100MΩ
DEGREE OF PROTECTION	IP67	IP67	IP67	IP67
OPERATION TEMPERATURE	-40~85°C	-40~85°C	-40~85°C	-40~85°C

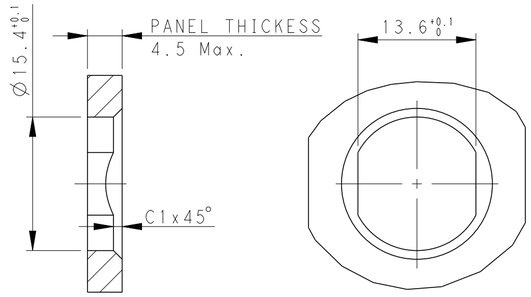

HOUSING CUTOUT FOR PG9 FASTENING THREAD,MOUNTING PANEL WITH FEEDTHROUGH HOULE (ALTERNATIVELY WITH AREA AS ANTI-ROTATION PROTECTION FOR PANEL THICKNESSES>2.5MM UP TO MAX. 4.5MM)

RECOMMENDED PANEL CUTOUT

NOTE:
1. TECHNICAL DATA: SEE TABLE 1
2. RECOMMENDED MOUNT PANEL SEE DETAIL
3. PRODUCT COMPLIES WITH IEC61076-2-101
4. ALL MATERIALS TO BE ROHS COMPLIANT
5. ALL MATERIALS TO BE REACH COMPLIANT
6. PN INFORMATION FOR ASSEMBLY PARTS

注释：：
1：技术参数，见表1
2：推荐开孔尺寸详见如图所示
3：产品符合标准IEC61076-2-101
4：所有材料符合ROHS参照标准TEC-138-705
5：所有材料符合REACH参照标准TEC-138-705
6：成品料号信息如下：

T41410120X1-000
- CONTACT FINISH:
  - 1; GOLD 3u''
- NUMBER OF PINS:
  - 02: 2 PINS
  - 03: 3 PINS
  - 04: 4 PINS
  - 05: 5 PINS

T41410120X1-000
- 端子电镀：
  - 1: 3u''金
- 针数：
  - 02: 2 针
  - 03: 3 针
  - 04: 4 针
  - 05: 5 针

PIN ARRANGEMENT
A-CODE

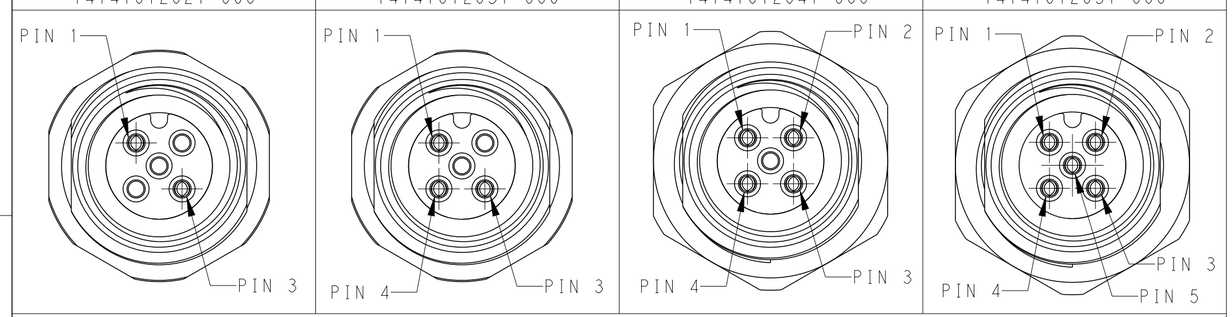

RECOMMENDED DRILLING DIAGRAM

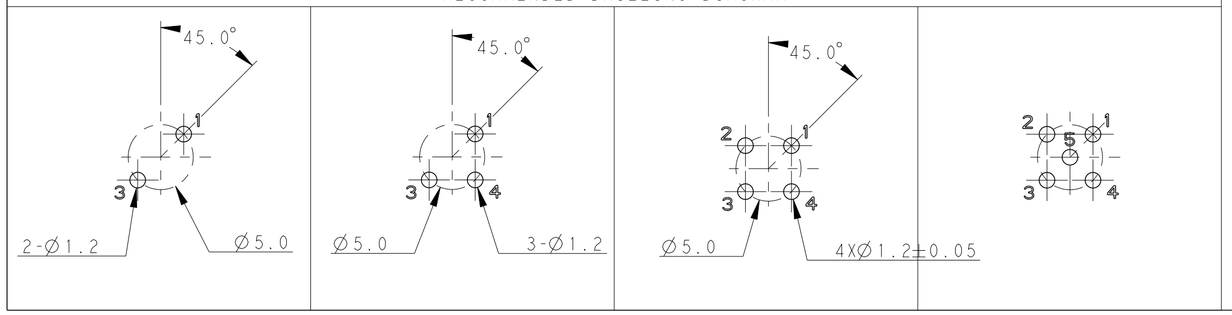

PART NUMBER	TYPE
T4141012021-000	RPC-M12-FF-2CON-PG9-LBU
T4141012031-000	RPC-M12-FF-3CON-PG9-LBU
T4141012041-000	RPC-M12-FF-4CON-PG9-LBU
T4141012051-000	RPC-M12-FF-5CON-PG9-LBU

PLATING	MATERIAL	DESCRIPTION	ITEM	T4141012021-000	T4141012031-000	T4141012041-000	T4141012051-000
3u''GOLD PLATED	BRONZE	CONTACT	5	2	3	4	5
80u''NICKEL PLATED	BRASS	METAL NUT	4	1	1	1	1
BLACK	RUBBER	O-RING	3	1	1	1	1
80u''NICKEL PLATED	ZAMAK	M12,MALE,METAL BODY	2	1	1	1	1
-	PA66	M12,MALE HSG	1	1	1	1	1

THIS DRAWING IS A CONTROLLED DOCUMENT.

DIMENSIONS: mm

TOLERANCES UNLESS OTHERWISE SPECIFIED:
0 PLC ±-
1 PLC ±0.2
2 PLC ±0.2
3 PLC ±0.2
4 PLC ±-
ANGLES ±-

MATERIAL -
FINISH -

DWN BO GAO 16FEB2016
CHK KOBBY ZHAO 16FEB2016
APVD XIANG XU 16FEB2016
PRODUCT SPEC 108-106140
APPLICATION SPEC 114-137144
WEIGHT -

TE Connectivity

NAME M12 PANEL MOUNT CONNECTOR A CODE, FEMALE,REAR MOUNTING PCB SOLDERING

SIZE A2 | CAGE CODE - | DRAWING NO C-T41410120X1000 | RESTRICTED TO -

CUSTOMER DRAWING | SCALE 6:1 | SHEET 1 OF 1 | REV D

1471-9 (3/13)