© – TE Connectivity. All Rights Reserved.

REVISIONS					
P	LTR	DESCRIPTION	DATE	DWN	APVD
	H1	PART OBSOLESCENCE	27APR2026	LS	SRK

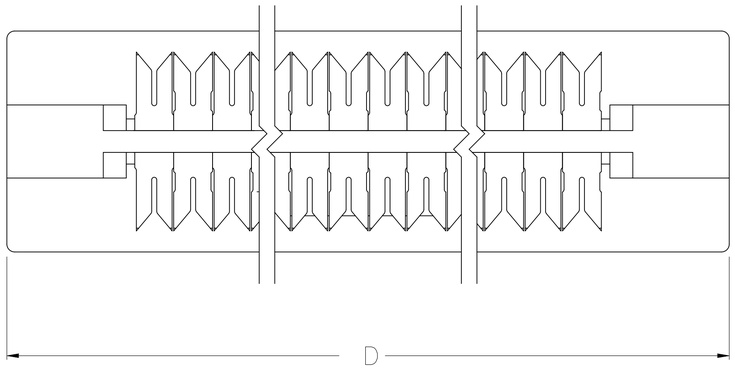

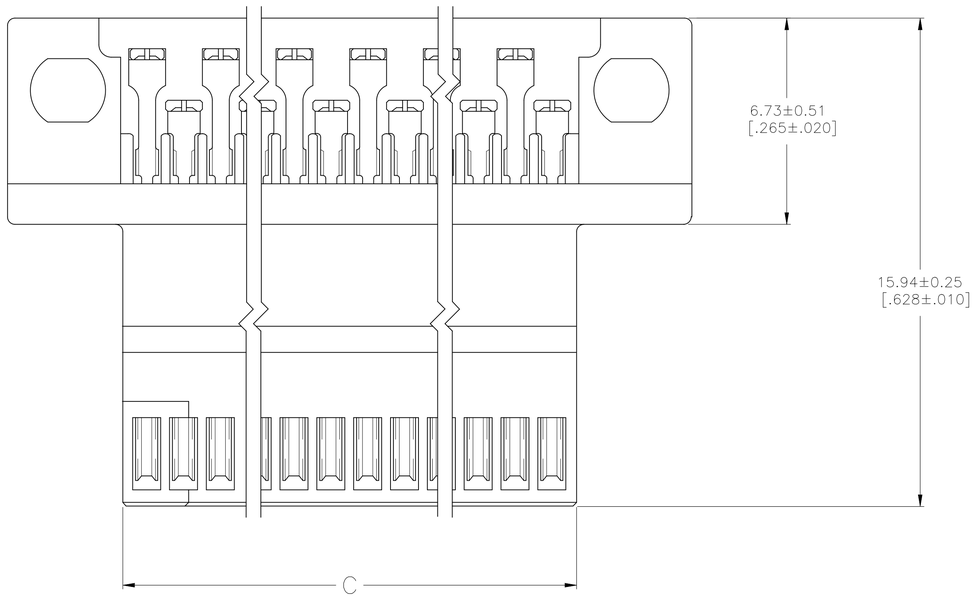

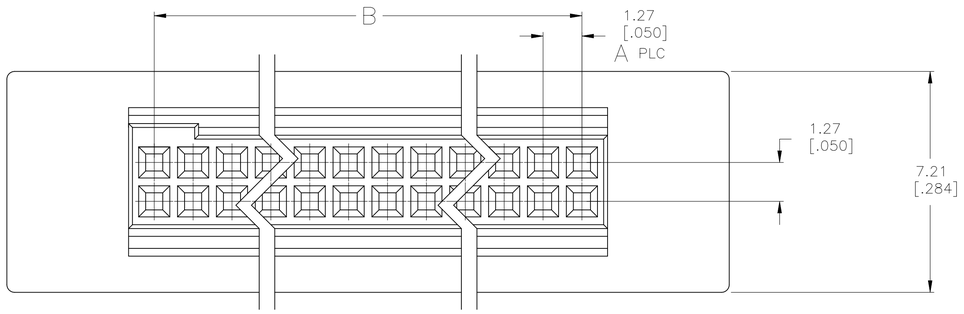

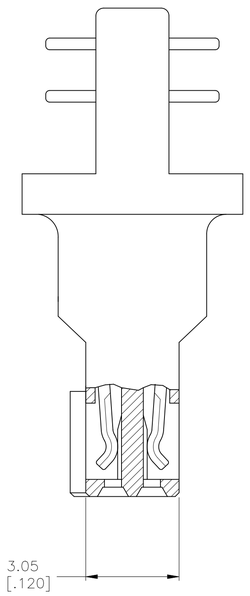

1. MATERIAL:
   RECEPTACLE CONTACTS– PHOSPHOR BRONZE
   RECEPTACLE HOUSING: LCP; BLACK
   TERMINATING COVERS: POLYESTER; BLACK

2. PLATING:
   RECEPTACLE CONTACTS– 0.00076 [.000030] MINIMUM GOLD PLATE IN CONTACT AREA,
   0.00127 [.000050] MINIMUM BRIGHT TIN–LEAD PLATE IN TERMINATION AREA,
   ALL OVER 0.00127 [.000050] MINIMUM NICKEL

3. RECOMMENDED WIRE:
   28 AWG– 0.91 [.036] MAX O.D. PVC OR POLYETHYLENE INSULATION.

4. SHORT–LONG CONTACT SEQUENCE MUST ALTERNATE BUT MAY BEGIN WITH EITHER A SHORT OR LONG CONTACT.

5. OBSOLETE PART NUMBER.

6. PLATING:
   RECEPTACLE CONTACTS– 0.00076 [.000030] MINIMUM GOLD PLATE IN CONTACT AREA,
   0.00127 [.000050] MINIMUM TIN PLATE IN TERMINATION AREA,
   ALL OVER 0.00127 [.000050] MINIMUM NICKEL.

7. TERMINATION COVERS MUST BE ORDERED SEPARATELY.

8. ROHS 2002/95/EC COMPLIANT.

9. OBSOLETE PARTS: OBSOLETE CIS STREAMLINING PER D.RENAUD/D.SINISI

		FINISH	D	C	B	A	NO OF POSN	PART NO
	9 OBSOLETE		71.83 [2.828]	63.91 [2.516]	62.23 [2.450]	49	100	6–104893–0
			65.48 [2.578]	57.56 [2.266]	55.58 [2.200]	44	~~90~~	~~5–104893–9~~
			59.13 [2.328]	51.21 [2.016]	49.53 [1.950]	39	80	5–104893–8
			52.78 [2.078]	44.86 [1.766]	43.18 [1.700]	34	70	5–104893–7
	OBSOLETE	6 8	46.43 [1.828]	38.51 [1.516]	36.83 [1.450]	29	60	5–104893–6
			40.08 [1.578]	32.16 [1.266]	30.48 [1.200]	24	50	5–104893–5
	OBSOLETE		33.73 [1.328]	25.81 [1.016]	24.13 [.950]	19	40	5–104893–4
			27.38 [1.078]	19.46 [.766]	17.78 [.700]	14	30	5–104893–3
			21.03 [.828]	13.11 [.516]	11.43 [.450]	9	20	5–104893–2
			14.68 [.578]	6.76 [.266]	5.08 [.200]	4	10	5–104893–1
		5	76.96 [3.030]	43.59 [1.716]	41.91 [1.650]	~~33~~	~~68~~	~~1–104893–1~~
	OBSOLETE		71.83 [2.828]	63.91 [2.516]	62.23 [2.450]	~~49~~	~~100~~	~~1–104893–0~~
	9 OBSOLETE		65.48 [2.578]	57.56 [2.266]	55.58 [2.200]	~~44~~	~~90~~	~~104893–9~~
			59.13 [2.328]	51.21 [2.016]	49.53 [1.950]	39	80	104893–8
	OBSOLETE		52.78 [2.078]	44.86 [1.766]	43.18 [1.700]	34	70	104893–7
	OBSOLETE	2	46.43 [1.828]	38.51 [1.516]	36.83 [1.450]	~~29~~	~~60~~	~~104893–6~~
	OBSOLETE		40.08 [1.578]	32.16 [1.266]	30.48 [1.200]	~~24~~	~~50~~	~~104893–5~~
			33.73 [1.328]	25.81 [1.016]	24.13 [.950]	19	40	104893–4
			27.38 [1.078]	19.46 [.766]	17.78 [.700]	14	30	104893–3
			21.03 [.828]	13.11 [.516]	11.43 [.450]	9	20	104893–2
	OBSOLETE		14.68 [.578]	6.76 [.266]	5.08 [.200]	~~4~~	~~10~~	~~104893–1~~

THIS DRAWING IS A CONTROLLED DOCUMENT.

DIMENSIONS: mm [INCHES]

TOLERANCES UNLESS OTHERWISE SPECIFIED:
0 PLC ± –
1 PLC ± –
2 PLC ± 0.36 [.015]
3 PLC ± –
4 PLC ± –
ANGLES ± –

MATERIAL 1

FINISH SEE TABLE

DWN J.HERRINGTON 17–6–93
CHK P.SREMCICH 24–6–93
APVD D.DUPLER 24–6–93

PRODUCT SPEC 108–1443
APPLICATION SPEC 114–7010
WEIGHT –

TE Connectivity

NAME AMPMODU 50/50 GRID CABLE CONN. ASSY –

SIZE	CAGE CODE	DRAWING NO	RESTRICTED TO
A1	00779	C–104893	–

CUSTOMER DRAWING | SCALE 10:1 | SHEET 1 OF 1 | REV H1