© – TE Connectivity. All Rights Reserved.

REVISIONS					
P	LTR	DESCRIPTION	DATE	DWN	APVD
	M	REVISED PER ECR-24-213594	01JUL2024	RK	FJS

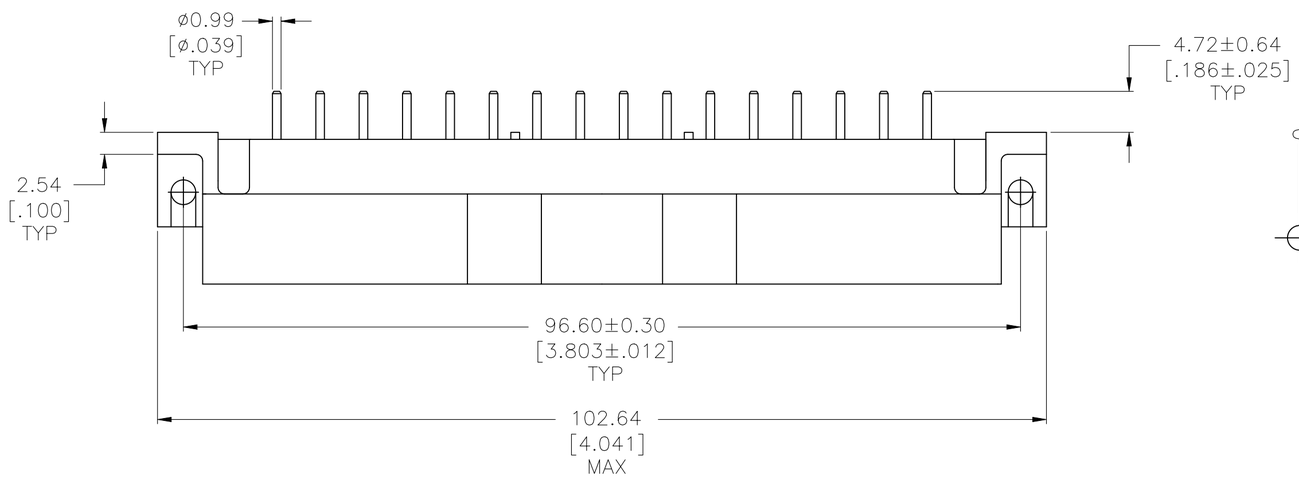

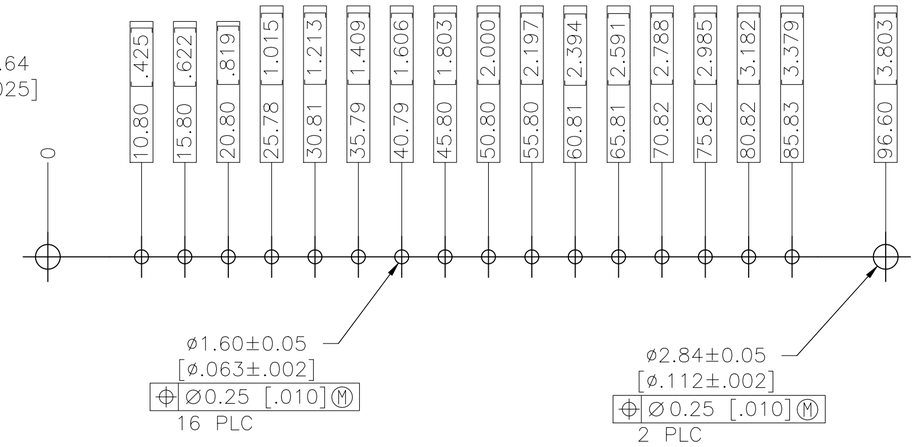

RECOMMENDED PC BOARD LAYOUT

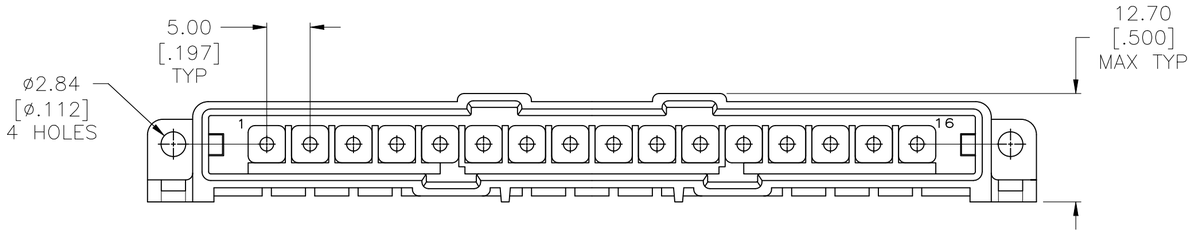

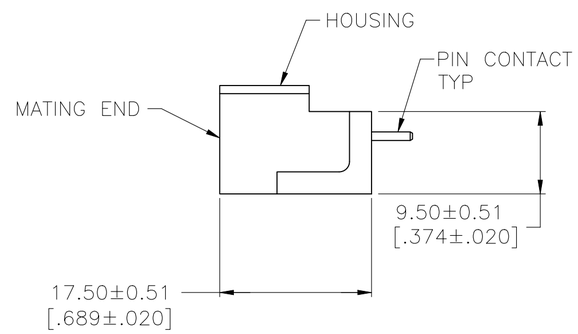

1. HOUSING MATERIAL: PA66, BLACK, UL 94 V-0 RATED.
2. BRASS PER ASTM B36.
3. 3.81um [.000150] MIN TIN-LEAD OVER 2.54 [.000100] MIN COPPER OR 1.27um [.000050] MIN NICKEL.
4. 0.76um [.000030] MIN GOLD FOR A LENGTH OF 5.08 [.200] MIN FROM MATING END, 3.81um [.000150] MIN TIN-LEAD FOR A LENGTH OF 5.36 [.211] MIN FROM OPPOSITE END, BOTH OVER 1.27um [.000050] MIN NICKEL.
5. 3.81um [.000150] MIN TIN OVER 2.54 [.000100] MIN COPPER OR 1.27um [.000050] MIN NICKEL.
6. 0.76um [.000030] MIN PRECIOUS METAL PLATE FOR A LENGTH OF 5.08 [.200] MIN FROM MATING END, 3.81um [.000150] MIN TIN FOR A LENGTH OF 5.36 [.211] MIN FROM OPPOSITE END, BOTH OVER 1.27um [.000050] MIN NICKEL.

	FINISH	PART NUMBER
	6	207599-7
	5	207599-6
OBSOLETE	4	207599-3
OBSOLETE	3	207599-1

THIS DRAWING IS A CONTROLLED DOCUMENT.

DIMENSIONS: mm [INCHES]

TOLERANCES UNLESS OTHERWISE SPECIFIED:
0 PLC ± –
1 PLC ± –
2 PLC ± 0.25 [.010]
3 PLC ± –
4 PLC ± –
ANGLES ± –

MATERIAL: HOUSING: 1
FINISH: CONTACTS: SEE TABLE

DWN L.SIPE 07/21/92
CHK R.STONE 7-24-92
APVD –
PRODUCT SPEC —
APPLICATION SPEC —
WEIGHT —

TE Connectivity

NAME: PIN HEADER ASSEMBLY, 16 POSN, IN-LINE, SMALL METRIC CONNECTOR, METRIMATE

SIZE	CAGE CODE	DRAWING NO	RESTRICTED TO
A2	00779	C-207599	—

CUSTOMER DRAWING | SCALE 2:1 | SHEET 1 OF 1 | REV M

207599

1471-9 (1/15)