© 2025 TE Connectivity. All Rights Reserved.

REVISIONS					
P	LTR	DESCRIPTION	DATE	DWN	APVD
	H4	REVISED PER ECN-23-194767	16JUN2023	RK	MF
	J	PLATING PLATING OPTIMIZATION (Au TO PdNi+Au FLASH)	12AUG2025	RS	GVP

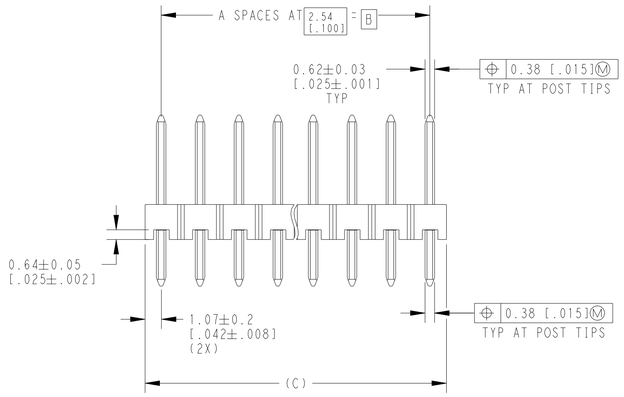

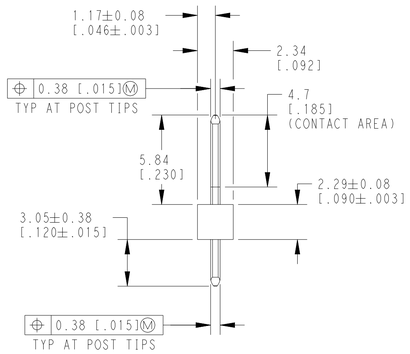

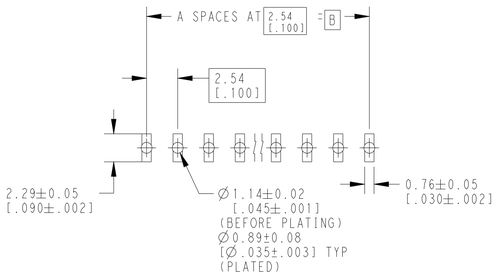

RECOMMENDED PC BOARD MOUNTING DIMENSIONS
FOR 1.60[.063] THICK PC BOARD AND
0.305[.012] STENCIL THICK

1 ASSEMBLY MAY BE BROKEN TO THE DESIRED NUMBER OF POSITIONS.

2 TRUE POSITION TOLERANCE OF THE POST TIPS APPLIES WHEN THE HEADERS ARE HELD FLAT AGAINST THE PRINTED CIRCUIT BOARD.

3 0.000381[.000015] GOLD IN CONTACT AREA, 0.00254-0.00508[.000100 -.000200] MATTE TIN-LEAD ON SOLDER TAIL, ALL OVER 0.00127[.000050] NICKEL.

4 MATERIAL:HOUSING - LCP, COLOR-BLACK. POST - COPPER ALLOY

5 0.00028 [.000011] PdNi+0.00010[.000004] Au FLASH ON CONTACT AREA, 0.00254-0.00508[.000100 -.000200] MATTE TIN ON SOLDER TAIL, ALL OVER 0.00127[.000050] NICKEL,

6 OBSOLETE PARTS: OBSOLETE CIS STREAMLINING PER D.RENAUD/D.SINISI.

7 OBSOLETE

PLATING	C	B	A	NO. OF POSITIONS	PART NUMBER
5	101.19 [3.984]	99.06 [3.900]	39	40	9-146280-0
5	98.65 [3.884]	96.52 [3.800]	38	39	8-146280-9
5	96.11 [3.784]	93.98 [3.700]	37	38	8-146280-8
5	93.57 [3.684]	91.44 [3.600]	36	37	8-146280-7
5	91.03 [3.584]	88.90 [3.500]	35	36	8-146280-6
5	88.49 [3.484]	86.36 [3.400]	34	35	8-146280-5
5	85.95 [3.384]	83.82 [3.300]	33	34	8-146280-4
5	83.41 [3.284]	81.28 [3.200]	32	33	8-146280-3
5	80.87 [3.184]	78.74 [3.100]	31	32	8-146280-2
5	78.33 [3.084]	76.20 [3.000]	30	31	8-146280-1
5	75.79 [2.984]	73.66 [2.900]	29	30	~~8-146280-0~~ 7
5	73.25 [2.884]	71.12 [2.800]	28	29	7-146280-9
5	70.71 [2.784]	68.58 [2.700]	27	28	7-146280-8
5	68.17 [2.684]	66.04 [2.600]	26	27	7-146280-7
5	65.63 [2.584]	63.50 [2.500]	25	26	~~7-146280-6~~ 7
5	63.09 [2.484]	60.96 [2.400]	24	25	7-146280-5
5	60.55 [2.384]	58.42 [2.300]	23	24	7-146280-4
5	58.01 [2.284]	55.88 [2.200]	22	23	7-146280-3
5	55.47 [2.184]	53.34 [2.100]	21	22	7-146280-2
5	52.93 [2.084]	50.80 [2.000]	20	21	7-146280-1
5	50.39 [1.984]	48.56 [1.900]	19	20	7-146280-0
5	47.85 [1.884]	45.72 [1.800]	18	19	6-146280-9
5	45.31 [1.784]	43.18 [1.700]	17	18	6-146280-8
5	42.77 [1.684]	40.64 [1.600]	16	17	6-146280-7
5	40.23 [1.584]	38.10 [1.500]	15	16	6-146280-6
5	37.69 [1.484]	35.56 [1.400]	14	15	6-146280-5
5	35.15 [1.384]	33.02 [1.300]	13	14	6-146280-4
5	32.61 [1.284]	30.48 [1.200]	12	13	6-146280-3
5	30.07 [1.184]	27.94 [1.100]	11	12	~~6-146280-2~~ 7
5	27.53 [1.084]	25.40 [1.000]	10	11	6-146280-1
5	24.99 [.984]	22.86 [.900]	9	10	~~6-146280-0~~ 7
5	22.45 [.884]	20.32 [.800]	8	9	5-146280-9
5	19.91 [.784]	17.78 [.700]	7	8	5-146280-8
5	17.37 [.684]	15.24 [.600]	6	7	5-146280-7
5	14.83 [.584]	12.70 [.500]	5	6	5-146280-6
5	12.29 [.484]	10.16 [.400]	4	5	5-146280-5
5	9.75 [.384]	7.62 [.300]	3	4	5-146280-4
5	7.21 [.284]	5.08 [.200]	2	3	5-146280-3
5	4.67 [.184]	2.54 [.100]	1	2	5-146280-2
5	2.13 [.084]	- [-]	0	1	5-146280-1

PLATING	C	B	A	NO. OF POSITIONS	PART NUMBER
3	101.19 [3.984]	99.06 [3.900]	39	40	7 ~~4-146280-0~~
3	98.65 [3.884]	96.52 [3.800]	38	39	6 ~~3-146280-9~~
3	96.11 [3.784]	93.98 [3.700]	37	38	6 ~~3-146280-8~~
3	93.57 [3.684]	91.44 [3.600]	36	37	6 ~~3-146280-7~~
3	91.03 [3.584]	88.90 [3.500]	35	36	6 ~~3-146280-6~~
3	88.49 [3.484]	86.36 [3.400]	34	35	6 ~~3-146280-5~~
3	85.95 [3.384]	83.82 [3.300]	33	34	6 ~~3-146280-4~~
3	83.41 [3.284]	81.28 [3.200]	32	33	6 ~~3-146280-3~~
3	80.87 [3.184]	78.74 [3.100]	31	32	6 ~~3-146280-2~~
3	78.33 [3.084]	76.20 [3.000]	30	31	6 ~~3-146280-1~~
3	75.79 [2.984]	73.66 [2.900]	29	30	6 ~~3-146280-0~~
3	73.25 [2.884]	71.12 [2.800]	28	29	6 ~~2-146280-9~~
3	70.71 [2.784]	68.58 [2.700]	27	28	6 ~~2-146280-8~~
3	68.17 [2.684]	66.04 [2.600]	26	27	6 ~~2-146280-7~~
3	65.63 [2.584]	63.50 [2.500]	25	26	6 ~~2-146280-6~~
3	63.09 [2.484]	60.96 [2.400]	24	25	6 ~~2-146280-5~~
3	60.55 [2.384]	58.42 [2.300]	23	24	6 ~~2-146280-4~~
3	58.01 [2.284]	55.88 [2.200]	22	23	6 ~~2-146280-3~~
3	55.47 [2.184]	53.34 [2.100]	21	22	6 ~~2-146280-2~~
3	52.93 [2.084]	50.80 [2.000]	20	21	6 ~~2-146280-1~~
3	50.39 [1.984]	48.56 [1.900]	19	20	6 ~~2-146280-0~~
3	47.85 [1.884]	45.72 [1.800]	18	19	6 ~~1-146280-9~~
3	45.31 [1.784]	43.18 [1.700]	17	18	6 ~~1-146280-8~~
3	42.77 [1.684]	40.64 [1.600]	16	17	6 ~~1-146280-7~~
3	40.23 [1.584]	38.10 [1.500]	15	16	6 ~~1-146280-6~~
3	37.69 [1.484]	35.56 [1.400]	14	15	6 ~~1-146280-5~~
3	35.15 [1.384]	33.02 [1.300]	13	14	6 ~~1-146280-4~~
3	32.61 [1.284]	30.48 [1.200]	12	13	6 ~~1-146280-3~~
3	30.07 [1.184]	27.94 [1.100]	11	12	6 ~~1-146280-2~~
3	27.53 [1.084]	25.40 [1.000]	10	11	1-146280-1
3	24.99 [.984]	22.86 [.900]	9	10	6 ~~1-146280-0~~
3	22.45 [.884]	20.32 [.800]	8	9	6 ~~146280-9~~
3	19.91 [.784]	17.78 [.700]	7	8	7 ~~146280-8~~
3	17.37 [.684]	15.24 [.600]	6	7	6 ~~146280-7~~
3	14.83 [.584]	12.70 [.500]	5	6	6 ~~146280-6~~
3	12.29 [.484]	10.16 [.400]	4	5	6 ~~146280-5~~
3	9.75 [.384]	7.62 [.300]	3	4	6 ~~146280-4~~
3	7.21 [.284]	5.08 [.200]	2	3	6 ~~146280-3~~
3	4.67 [.184]	2.54 [.100]	1	2	7 ~~146280-2~~
3	2.13 [.084]	- [-]	0	1	6 ~~146280-1~~

THIS DRAWING IS A CONTROLLED DOCUMENT.

DIMENSIONS: mm [INCHES]

TOLERANCES UNLESS OTHERWISE SPECIFIED:
0 PLC ±-
1 PLC ±-
2 PLC ±0.51[.02]
3 PLC ±0.127[.005]
4 PLC ±0.0127[.0005]
ANGLES ±-

MATERIAL 4

FINISH SEE TABLE

DWN T. HOFFMAN 6/12/95
CHK G. DUBNICZKI 3/18/96
APVD G. DUBNICZKI 3/18/96
PRODUCT SPEC -
APPLICATION SPEC -
WEIGHT -

TE Connectivity

NAME HEADER ASSEMBLY, MOD II , BREAKWAY, SINGLE ROW, HIGH TEM, VERTICAL W/.025 SQ POSTS, .100 CL

SIZE	CAGE CODE	DRAWING NO	RESTRICTED TO
A1	00779	C-146280	-

CUSTOMER DRAWING | SCALE 5:1 | SHEET 1 OF 1 | REV J

4805 (3/13)