


# EMC/RFI Filter for Japanese Market



- Rated current 20 A to 75 A
- Industry standard noise filters for three-phase power drive systems
- Ultra-low leakage current
- Terminal block with safety cover
- High saturation capability



## Approvals & Compliances



## Features and Benefits

- Satisfies the low leakage current required for Japanese delta-connected power supplies.
- Comes with a terminal block equipped with a safety cover.

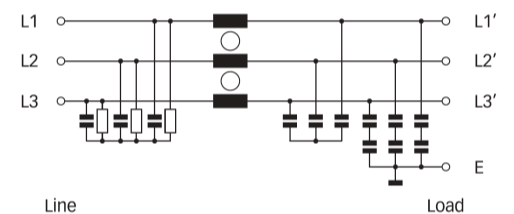
## Typical Applications

- Three-phase variable speed drive/Power Drive System (PDS)
- Product equipment including energy conversion devices (inverters, converters)
- Process Automation Equipment
- Three-phase power supply and uninterruptible power supply (UPS)
- Applications requiring low leakage current

## Technical Specifications

<b>Maximum continuous operating voltage</b>	3x520/300 VAC
<b>Nominal operating voltage</b>	480 VAC
<b>Rated currents</b>	20 to 75 A @ 50°C
<b>Overload capability</b>	4x rated current at switch on, 1.5x rated current for 1 minute, once per hour
<b>Operating frequency</b>	DC to 60 Hz
<b>High potential test voltage</b>	P → E 2000 VAC for 2 sec P → P 2250 VDC for 2 sec
<b>Temperature range (operation and storage)</b>	-25°C to +100°C (25/100/21)
<b>Protection category</b>	IP 00 (acc. IEC 60529-1)
<b>Flammability corresponding to</b>	UL 94 V-0
<b>Design corresponding to</b>	IEC/EN 60939
<b>MTBF (Mil-HB-217F)</b>	>327,000 h @ 40°C/400 V

## Typical electrical schematic



## Filter Selection Table

Filter	Rated current	Leakage current*	Leakage current**	Typical Power loss***	Weight	Input/Output
	@ 50°C	440 V/50 Hz	250V/60Hz** corner grounded	@ 25°C		connections
	[A]	[mA]	[mA]	[W]	[kg]	
<b>Standard Housing</b>						
<b>FN3011-20-61</b>	20	0.05	1.75	6.0	0.56	-61
<b>FN3011-30-61</b>	30	0.05	1.75	8.1	0.74	-61
<b>FN3011-50-62</b>	50	0.05	1.75	12	1.35	-62
<b>FN3011-75-62</b>	75	0.05	1.75	22	1.77	-62

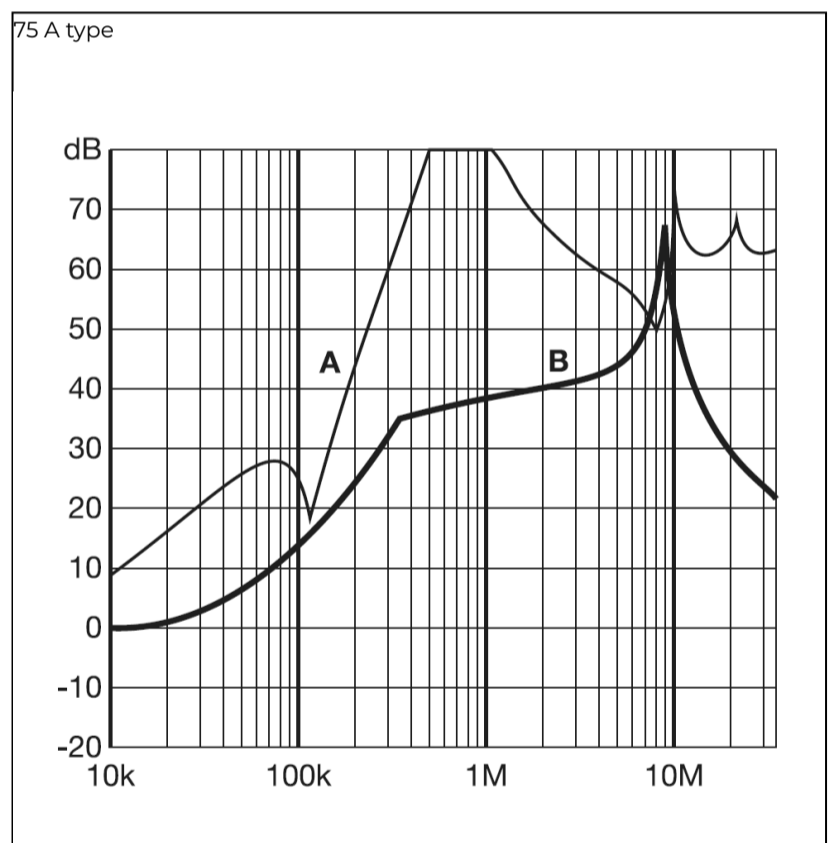
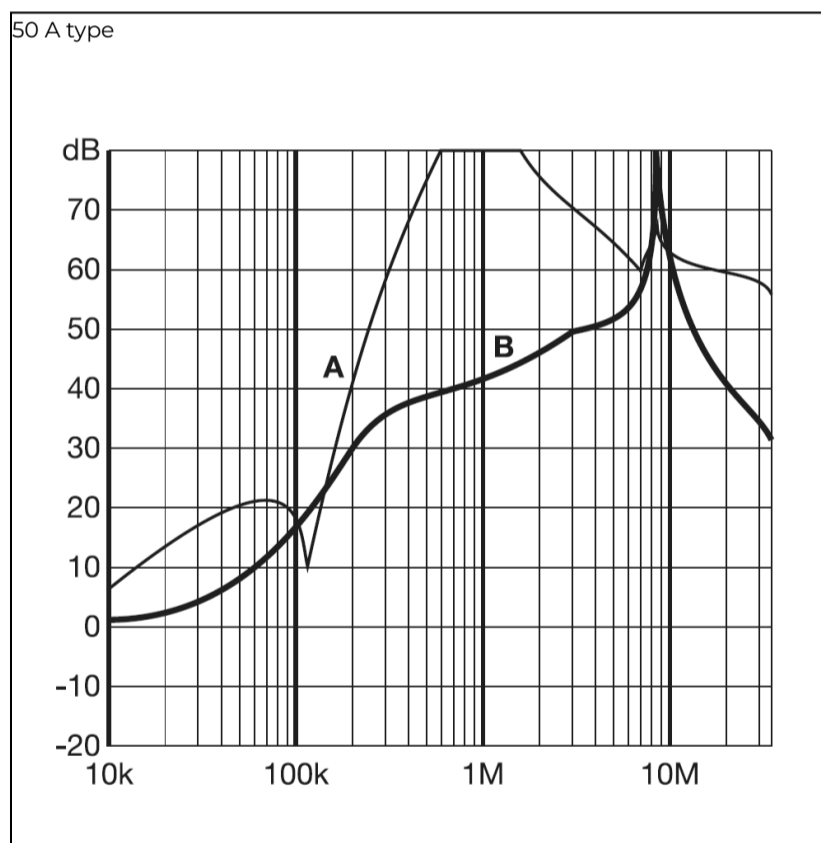
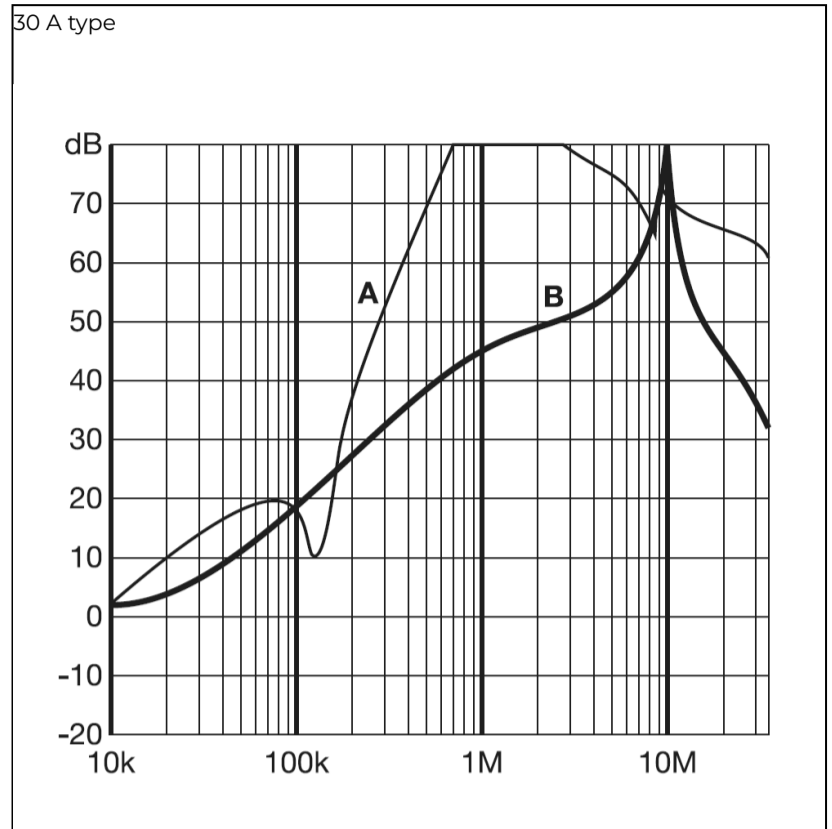
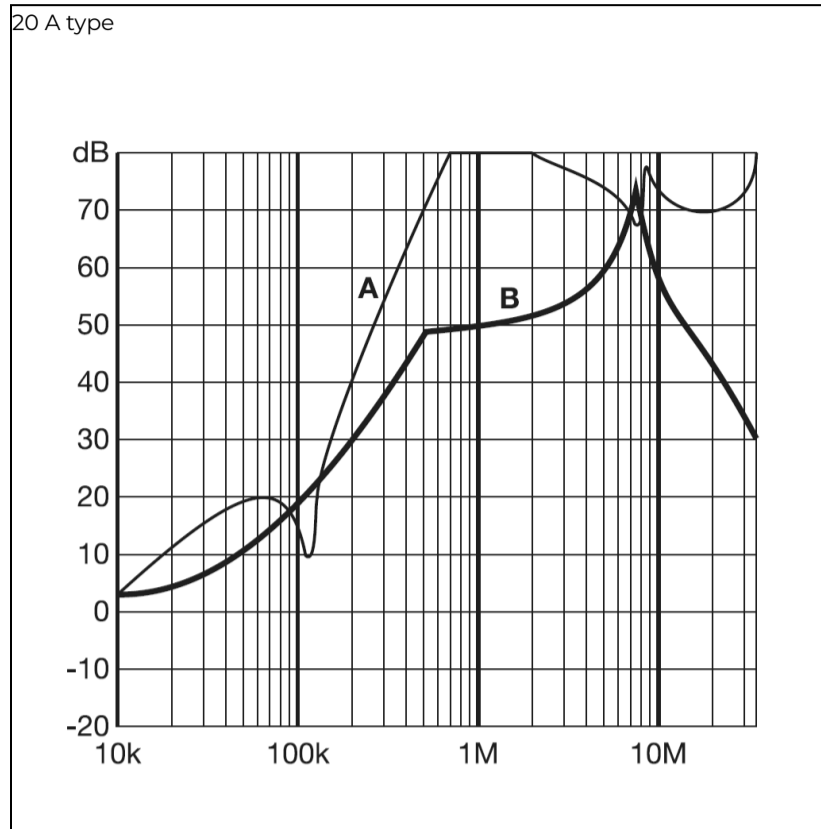
\* Maximum leakage current under normal operating conditions (acc. to IEC60939-3).

\*\* Leakage current for delta network grids, with one corner grounded

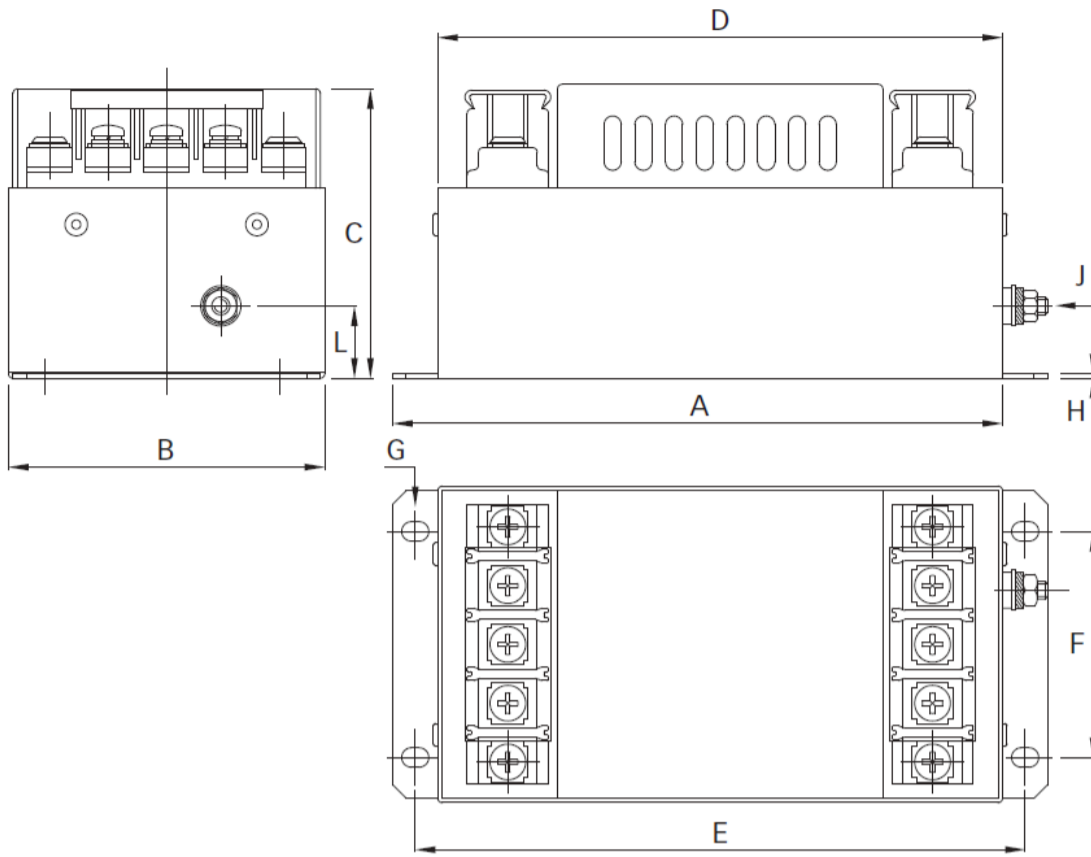
\*\*\* Power Loss [W] calculated:  $3 \cdot \text{RatedCurrent}^2 \cdot \text{Max.DCRes}$

### Typical Filter Attenuation

Per CISPR 17; A=50 Ω/50 Ω sym; B=50 Ω/50 Ω asym



### Mechanical Data





### Dimensions

	20 A	30 A	50 A	75 A
<b>A</b>	145	145	192	214
<b>B</b>	70	74	90	90
<b>C</b>	64	67	85	85
<b>D</b>	125	125	155	177
<b>E</b>	135	135	174	196
<b>F</b>	50	50	70	70
<b>G</b>	6 x 4.3	6 x 4.3	7 x 5.3	7 x 5.3
<b>H</b>	1	1	1	1
<b>J</b>	M4	M4	M6	M6
<b>K</b>	23	25	27	27
<b>L</b>	16	16	18	18

All dimensions in mm; 1 inch = 25.4 mm  
Tolerances according: ISO 2768-m/EN 22768-m

Please visit [www.schaffner.com](http://www.schaffner.com) to find more details on filter connections.

### Filter Input/Output Connector Cross Sections

	-61 (20 A and 30 A)	-62 (50 A and 75 A)
<b>Ring/fork lug (W/d)*</b>	 max. 9 mm/min. Ø4.3 mm	 max. 16mm/min. Ø6.3 mm
<b>Recommended torque</b>	1.2 - 1.4 Nm	6 Nm

\*Schaffner recommends the use of insulated and UL-recognized ring lugs or fork lugs of the appropriate size.

## We are here to help



Read more insights from TE's experts:

## Connect With Us

We make it easier to connect with our experts and are ready to provide the support you need. Visit [te.com/support](https://te.com/support) to chat with a Product Information Specialist.

## te.com

©2025 TE Connectivity plc. All Rights Reserved.

TE Connectivity, TE, TE connectivity (logo), and EVERY CONNECTION COUNTS, ECOSine, Schaffner are trademarks owned or licensed by TE Connectivity plc. family of companies. All other logos, products and/or company names referred to herein might be trademarks of their respective owners.

While TE has made every reasonable effort to ensure the accuracy of the information in this document, TE does not guarantee that it is error-free, nor does TE make any other representation, warranty or guarantee that the information is accurate, correct, reliable or current. TE reserves the right to make any changes to the information contained herein without prior notice. TE Connectivity assumes only those obligations set forth in the terms and conditions for this product and shall in no event be liable for any incidental, indirect, or consequential damages arising out of the sale, resale, use, or misapplication of the product. TE expressly disclaims any implied warranties with respect to the information contained herein, including, but not limited to, implied warranties of merchantability or fitness for a particular purpose. Dimensions, specifications and/or information contained herein are for reference purposes only and are subject to change without notice. Consult TE for the latest dimensions, specifications and/or information. Users of TE Connectivity products must make their own assessment as to whether the respective product is suitable for the respective desired application.

ED 01/25

**schaffner**  
MORE POWER TO YOU

is now part of

**TE**  
connectivity