THIS DRAWING IS UNPUBLISHED. RELEASED FOR PUBLICATION 2019
© COPYRIGHT 2019 BY TE CONNECTIVITY ALL RIGHTS RESERVED.

REVISIONS

P	LTR	DESCRIPTION	DATE	DWN	APVD
	A	INITIAL RELEASE	22JAN2019	JMS	AG
	A1	AS PER ECN-25-346016	26SEP2025	CD	JR
	A2	AS PER ECN-25-355559	26NOV2025	CD	JR

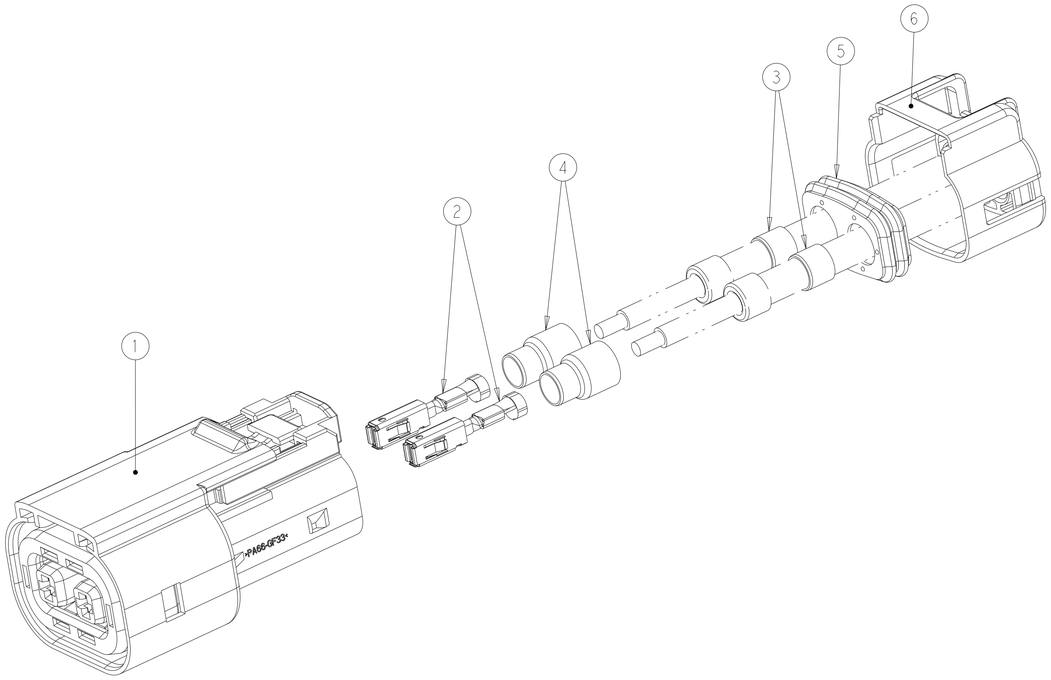

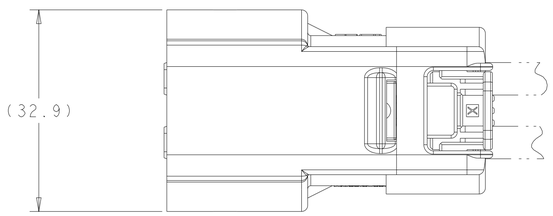

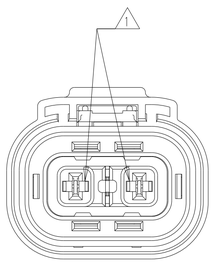

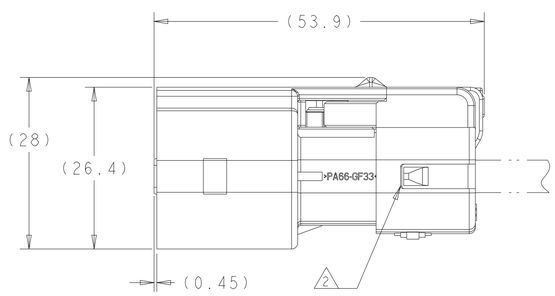

1. ALL TERMINALS MUST BE FULLY SEATED AND LOCKED IN POSITION TWO PLACES PER TERMINAL.

2. CABLE SEAL RETAINER MUST BE FULLY LOCKED 2 PLACES.

3. PART NUMBERS LISTED ON THIS DRAWING ARE FOR REFERENCE ONLY AND DOCUMENT THE COMPLETE,AS-ASSEMBLED, FEMALE HARNESS ASSEMBLY (MINUS CABLING). PPAP INFORMATION IS NOT AVAILABLE FOR THESE REFERENCE PART NUMBERS, ITEM LISTED IN THE PART NUMBER TABLE (ITEM 1-6) ARE INDIVIDUAL SALEABLE ITEMS AVAILABLE FROM TE CONNECTIVITY.ITEM-SPECIFIC PPAP INFORMATION MUST BE REQUESTED THROUGH THE ITEM-SPECIFIC PART NUMBERS. PPAP REQUESTS FOR THESE REFERENCE PART NUMBERS WILL BE FULLFILLED WITH A PPAP SUBMISSION FOR ITEM NO 1 ONLY. (SEE P/N TABLE)

4. THESE COMPONENTS HAVE OPTIONAL PART NUMBERS FOR DIFFERENT USE, WITH/WITHOUT CPA AND TOOL ACCESSIBLE/FINGER ACCESIBLE LATCHING. CONTACT TYCO ELECTRONICS ENGINEERING FOR APPLICATION SPECIFIC PART NUMBERS. SEE PG2

5. CABLE GG HIGH VOLT FHLR2GCB2G IS VALIDATED UNDER LV216 STANDARD ONLY.

6. MATES WITH HEADERS SHOWN ON THESE TYCO ELECTRONICS DRAWINGS: 2103124, 2103247 AND INLINE CAP 2103191.CONTACT TE REGARDING ADDITIONAL MATING HEADER OPTIONS.

7. FOR TERMINAL CRIMPING AND APPLICATOR INFORMATION, PLEASE SEE TE APPLICATION SPECIFICATION: 114-18148

8. X INDIACATES THE CONNECTOR KEYWAY AND Y INDICATES THE CABLE TYPE.

9. THE CABLE SUPPLIER/SPECIFICATION ON THE TABLE HAVE BEEN VALIDATED WITH THE CORRESPONDING COMPONENTS. USE OF CABLES OTHER THAN THOSE LISTED TO BE INDEPENDENTLY VALIDATED BY THE USER.

10. FOR INNER FERRULE 1587828 AND OUTER FERRULE 1587829 THE SUFFIX X AT THE BEGINING OF THE PART NO. ALLOW TO USE EITHER OF THE TWO FERRULE VERSIONS AVAILABLE LISTED ON THE CORRESPONDING C-DRAWINGS FOR EACH PART NUMBER.

QTY REQ	PART NO.	CUSTOMER DRAWING	DESCRIPTION	ITEM NO	KIT NO (Y)	CABLE SUPPLIER/ SPECIFICATION	CABLE SIZE/ DESCRIPTION
1	2103181-1	2103181	SEAL RETAINER, CABLE	6	3-2103176-X	APTIV WIRE PN: M6488	3.0mm² INDIVIDUALLY SHIELDED
1	2260703-1	2260703	SEAL, CABLE	5			
2	X-1587829-1	1587829	FERRULE,OUTER	4			
2	X-1587828-1	1587828	FERRULE,INNER	3			
2	1-968853-3	1355036	MCP 2.8 TERMINAL FEMALE, Ag, 4.0mm²	2			
1	(X)-2103177-X	2103177	PLUG SUBASSY	1			
1	2103181-3	2103181	SEAL RETAINER, CABLE	6	2-2103176-X	LEONI KABEL, GmbH 76231175A OR HUBER+SUHNER, AG 12 582 674 OR 5 GG HIGH VOLT® C180S FHLR2GCB2G	4.0mm² INDIVIDUALLY SHIELDED
1	1587826-3	1587826	SEAL, CABLE, VMQ TYPE	5			
2	X-1587829-3	1587829	FERRULE, OUTER	4			
2	X-1587828-3	1587828	FERRULE, INNER	3			
2	1-968853-3	1355036	MCP 2.8 TERMINAL FEMALE, Ag, 4.0mm²	2			
1	(X-)2103177-X	2103177	PLUG SUBASSY	1			
1	2103181-2	2103181	SEAL RETAINER, CABLE	6	1-2103176-X	JUDD WIRE, INC. JW1187-08	3.0mm² INDIVIDUALLY SHIELDED
1	1587826-2	1587826	SEAL, CABLE, VMQ TYPE	5			
2	X-1587829-2	1587829	FERRULE, OUTER	4			
2	X-1587828-2	1587828	FERRULE, INNER	3			
2	1-968853-3	1355036	MCP 2.8 TERMINAL FEMALE, Ag, 4.0mm²	2			
1	(X-)2103177-X	2103177	PLUG SUBASSY	1			

3 PARTS LIST

TOOL ACCESSIBLE LATCH WITH CPA VERSION SHOWN

THIS DRAWING IS A CONTROLLED DOCUMENT.

DIMENSIONS: mm

TOLERANCES UNLESS OTHERWISE SPECIFIED:
0 PLC ±-
1 PLC ±0.5
2 PLC ±0.13
3 PLC ±0.013
4 PLC ±0.0001
ANGLES ±1

MATERIAL - -
FINISH - -

DWN D SIMPSON 23FEB2011
CHK A TYLER 23FEB2011
APVD J BOLEWITZ 23FEB2011
PRODUCT SPEC 108-2394
APPLICATION SPEC 114-13259
WEIGHT -

TE Connectivity

NAME PLUG ASSY, HVA280-2PHI XE REFERENCE DRAWING

SIZE A1 | CAGE CODE 00779 | DRAWING NO C-2103176 | RESTRICTED TO

CUSTOMER DRAWING | SCALE 2:1 | SHEET 1 OF 2 | REV A2

4805 (3/13)

THIS DRAWING IS UNPUBLISHED. RELEASED FOR PUBLICATION 2019
© COPYRIGHT 2019 BY TE CONNECTIVITY ALL RIGHTS RESERVED.

REVISIONS

P	LTR	DESCRIPTION	DATE	DWN	APVD
	-	SEE SHEET 1	-	-	-

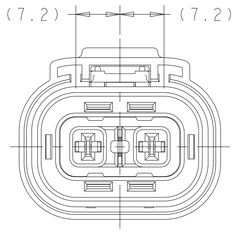

KEY A
SCALE 2:1

KEY A

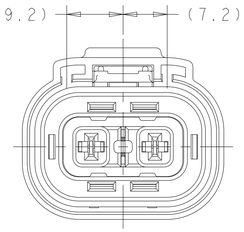

KEY B
SCALE 2:1

KEY B

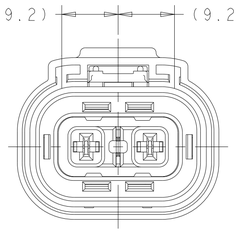

KEY D
SCALE 2:1

KEY D

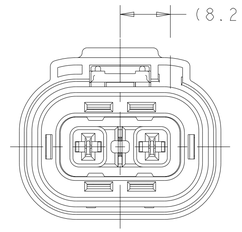

KEY E
SCALE 2:1

KEY E

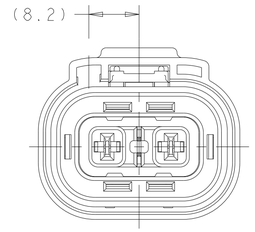

KEY F
SCALE 2:1

KEY F

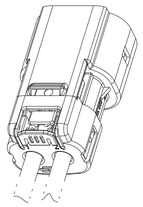

SCALE 1:1

TOOL ACCESSIBLE LATCH WITH CPA

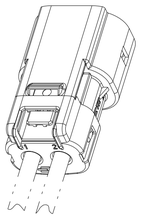

SCALE 1:1

TOOL ACCESSIBLE LATCH WITHOUT CPA

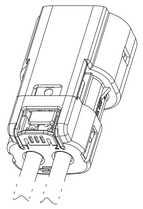

SCALE 1:1

FINGER ACCESSIBLE LATCH WITH CPA

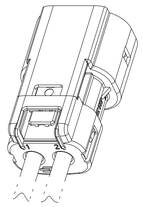

SCALE 1:1

FINGER ACCESSIBLE LATCH WITHOUT CPA

THIS DRAWING IS A CONTROLLED DOCUMENT.

DIMENSIONS: mm

TOLERANCES UNLESS OTHERWISE SPECIFIED:
0 PLC ±-
1 PLC ±0.5
2 PLC ±0.13
3 PLC ±0.013
4 PLC ±0.0001
ANGLES ±1

MATERIAL - -
FINISH - -

DWN D SIMPSON 23FEB2011
CHK A TYLER 23FEB2011
APVD J BOLEWITZ 23FEB2011
PRODUCT SPEC 108-2394
APPLICATION SPEC 114-13259
WEIGHT -

TE Connectivity

NAME PLUG ASSY, HVA280-2PHI XE REFERENCE DRAWING

SIZE	CAGE CODE	DRAWING NO	RESTRICTED TO
A1	00779	C-2103176	

CUSTOMER DRAWING | SCALE 2:1 | SHEET 2 OF 2 | REV A2