© 2025 TE Connectivity. All Rights Reserved.

REVISIONS					
P	LTR	DESCRIPTION	DATE	DWN	APVD
	G4	REVISED PER ECN-23-194767	16JUN2023	RK	MF
	H	PLATING PLATING OPTIMIZATION (Au TO PdNi+Au FLASH)	30JUN2025	RS	GVP

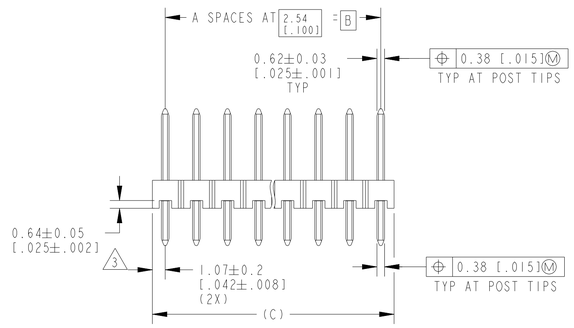

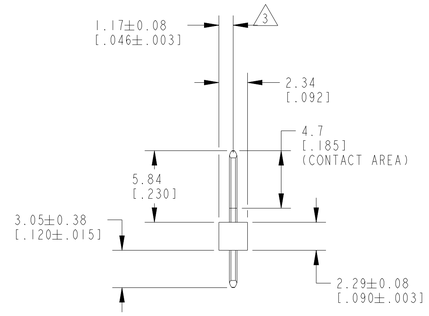

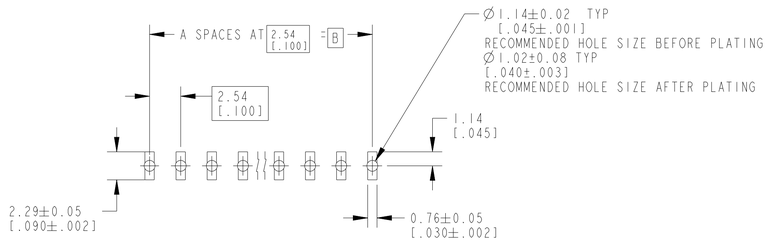

RECOMMENDED PC BOARD MOUNTING DIMENSIONS
FOR 1.60[.063] THICK PC BOARD AND
0.305[.012] STENCIL THICK.

1 ASSEMBLY MAY BE BROKEN TO THE DESIRED NUMBER OF POSITIONS.

2 TRUE POSITION TOLERANCE OF THE POST TIPS APPUES WHEN THE HEADERS ARE HELD FLAT AGAINST THE PRINTED CIRCUIT BOARD.

3 THE NOTED DIMENSIONS APPLY AT THE INTERSECTION OF THE POST AND HOUSING.

4 0.000762 [.000030] GOLD IN CONTACT AREA, 0.00254-0.00508 [.000100 -.000200] MATTE TIN-LEAD ON SOLDER TAIL, ALL OVER 0.00127 [.000050] NICKEL.

5 MATERIAL: HOUSING - LCP, COLOR: BLACK. POSTS- COPPER ALLOY.

6 0.00066 [.000026] PdNi + 0.0001 [.000004] Au FLASH IN CONTACT AREA, 0.00254-0.00508 [.000100 -.000200] MATTE TIN ON SOLDER TAIL, ALL OVER 0.00127 [.000050] NICKEL.

7 OBSOLETE PARTS: OBSOLETE CIS STREAMLINING PER D.RENAUD/D.SINISI.

8 OBSOLETE

	PLATING	C	B	A	NO. OF POSITIONS	PART NUMBER
	6	101.19 [3.984]	99.06 [3.900]	39	40	9-146281-0
	6	98.65 [3.884]	96.52 [3.800]	38	39	8-146281-9
	6	96.11 [3.784]	93.98 [3.700]	37	38	8-146281-8
	6	93.57 [3.684]	91.44 [3.600]	36	37	8-146281-7
8	6	91.03 [3.584]	88.90 [3.500]	35	36	~~8-146281-6~~
	6	88.49 [3.484]	86.36 [3.400]	34	35	8-146281-5
	6	85.95 [3.384]	83.82 [3.300]	33	34	8-146281-4
	6	83.41 [3.284]	81.28 [3.200]	32	33	8-146281-3
	6	80.87 [3.184]	78.74 [3.100]	31	32	8-146281-2
	6	78.33 [3.084]	76.20 [3.000]	30	31	8-146281-1
	6	75.79 [2.984]	73.66 [2.900]	29	30	8-146281-0
	6	73.25 [2.884]	71.12 [2.800]	28	29	7-146281-9
	6	70.71 [2.784]	68.58 [2.700]	27	28	7-146281-8
	6	68.17 [2.684]	66.04 [2.600]	26	27	7-146281-7
	6	65.63 [2.584]	63.5 [2.500]	25	26	7-146281-6
	6	63.09 [2.484]	60.96 [2.400]	24	25	7-146281-5
	6	60.55 [2.384]	58.42 [2.300]	23	24	7-146281-4
	6	58.01 [2.284]	55.88 [2.200]	22	23	7-146281-3
	6	55.47 [2.184]	53.34 [2.100]	21	22	7-146281-2
	6	52.93 [2.084]	50.80 [2.000]	20	21	7-146281-1
	6	50.39 [1.984]	48.56 [1.900]	19	20	7-146281-0
	6	47.85 [1.884]	45.72 [1.800]	18	19	6-146281-9
	6	45.31 [1.784]	43.18 [1.700]	17	18	6-146281-8
	6	42.77 [1.684]	40.64 [1.600]	16	17	6-146281-7
	6	40.23 [1.584]	38.10 [1.500]	15	16	6-146281-6
	6	37.69 [1.484]	35.56 [1.400]	14	15	6-146281-5
	6	35.15 [1.384]	33.02 [1.300]	13	14	6-146281-4
8	6	32.61 [1.284]	30.48 [1.200]	12	13	~~6-146281-3~~
	6	30.07 [1.184]	27.94 [1.100]	11	12	6-146281-2
	6	27.53 [1.084]	25.40 [1.000]	10	11	6-146281-1
	6	24.99 [.984]	22.86 [.900]	9	10	6-146281-0
	6	22.45 [.884]	20.32 [.800]	8	9	5-146281-9
	6	19.91 [.784]	17.78 [.700]	7	8	5-146281-8
	6	17.37 [.684]	15.24 [.600]	6	7	5-146281-7
	6	14.83 [.584]	12.70 [.500]	5	6	5-146281-6
	6	12.29 [.484]	10.16 [.400]	4	5	5-146281-5
	6	9.75 [.384]	7.62 [.300]	3	4	5-146281-4
	6	7.21 [.284]	5.08 [.200]	2	3	5-146281-3
	6	4.67 [.184]	2.54 [.100]	1	2	5-146281-2
	6	2.13 [.084]	- [-]	0	1	5-146281-1

	PLATING	C	B	A	NO. OF POSITIONS	PART NUMBER
	4	101.19 [3.984]	99.06 [3.900]	39	40	8 ~~4-146281-0~~
	4	98.65 [3.884]	96.52 [3.800]	38	39	7 ~~3-146281-9~~
	4	96.11 [3.784]	93.98 [3.700]	37	38	7 ~~3-146281-8~~
	4	93.57 [3.684]	91.44 [3.600]	36	37	7 ~~3-146281-7~~
	4	91.03 [3.584]	88.90 [3.500]	35	36	7 ~~3-146281-6~~
	4	88.49 [3.484]	86.36 [3.400]	34	35	7 ~~3-146281-5~~
	4	85.95 [3.384]	83.82 [3.300]	33	34	7 ~~3-146281-4~~
	4	83.41 [3.284]	81.28 [3.200]	32	33	7 ~~3-146281-3~~
	4	80.87 [3.184]	78.74 [3.100]	31	32	7 ~~3-146281-2~~
	4	78.33 [3.084]	76.20 [3.000]	30	31	7 ~~3-146281-1~~
	4	75.79 [2.984]	73.66 [2.900]	29	30	7 ~~3-146281-0~~
	4	73.25 [2.884]	71.12 [2.800]	28	29	7 ~~2-146281-9~~
	4	70.71 [2.784]	68.58 [2.700]	27	28	7 ~~2-146281-8~~
	4	68.17 [2.684]	66.04 [2.600]	26	27	7 ~~2-146281-7~~
	4	65.63 [2.584]	63.5 [2.500]	25	26	7 ~~2-146281-6~~
	4	63.09 [2.484]	60.96 [2.400]	24	25	7 ~~2-146281-5~~
	4	60.55 [2.384]	58.42 [2.300]	23	24	7 ~~2-146281-4~~
	4	58.01 [2.284]	55.88 [2.200]	22	23	7 ~~2-146281-3~~
	4	55.47 [2.184]	53.34 [2.100]	21	22	7 ~~2-146281-2~~
	4	52.93 [2.084]	50.80 [2.000]	20	21	7 ~~2-146281-1~~
	4	50.39 [1.984]	48.56 [1.900]	19	20	7 ~~2-146281-0~~
	4	47.85 [1.884]	45.72 [1.800]	18	19	7 ~~1-146281-9~~
	4	45.31 [1.784]	43.18 [1.700]	17	18	7 ~~1-146281-8~~
	4	42.77 [1.684]	40.64 [1.600]	16	17	7 ~~1-146281-7~~
	4	40.23 [1.584]	38.10 [1.500]	15	16	7 ~~1-146281-6~~
	4	37.69 [1.484]	35.56 [1.400]	14	15	7 ~~1-146281-5~~
	4	35.15 [1.384]	33.02 [1.300]	13	14	7 ~~1-146281-4~~
	4	32.61 [1.284]	30.48 [1.200]	12	13	7 ~~1-146281-3~~
	4	30.07 [1.184]	27.94 [1.100]	11	12	7 ~~1-146281-2~~
	4	27.53 [1.084]	25.40 [1.000]	10	11	7 ~~1-146281-1~~
	4	24.99 [.984]	22.86 [.900]	9	10	7 ~~1-146281-0~~
	4	22.45 [.884]	20.32 [.800]	8	9	7 ~~146281-9~~
	4	19.91 [.784]	17.78 [.700]	7	8	8 ~~146281-8~~
	4	17.37 [.684]	15.24 [.600]	6	7	7 ~~146281-7~~
	4	14.83 [.584]	12.70 [.500]	5	6	8 ~~146281-6~~
	4	12.29 [.484]	10.16 [.400]	4	5	7 ~~146281-5~~
	4	9.75 [.384]	7.62 [.300]	3	4	8 ~~146281-4~~
	4	7.21 [.284]	5.08 [.200]	2	3	8 ~~146281-3~~
	4	4.67 [.184]	2.54 [.100]	1	2	8 ~~146281-2~~
	4	2.13 [.084]	- [-]	0	1	8 ~~146281-1~~

THIS DRAWING IS A CONTROLLED DOCUMENT.

DIMENSIONS: mm [INCHES]

TOLERANCES UNLESS OTHERWISE SPECIFIED:
0 PLC ±-
1 PLC ±-
2 PLC ±0.51[.02]
3 PLC ±0.127[.005]
4 PLC ±0.0127[.0005]
ANGLES ±-

MATERIAL 5

FINISH SEE TABLE

DWN T. HOFFMAN 6/12/95
CHK G. DUBNICZKI 3/18/96
APVD G. DUBNICZKI 3/18/96
PRODUCT SPEC -
APPLICATION SPEC -
WEIGHT -

TE Connectivity

NAME HEADER ASSEMBLY, MOD II , BREAKWAY, SINGLE ROW, HIGH TEMP, VERTICAL W/.025 SQ POSTS, .100 CL

SIZE	CAGE CODE	DRAWING NO	RESTRICTED TO
A1	00779	C-146281	-

CUSTOMER DRAWING | SCALE 4:1 | SHEET 1 OF 1 | REV H

4805 (3/13)