© 2025 TE CONNECTIVITY ALL RIGHTS RESERVED
VERTRAULICH UNVERÖFFENTLICHT EIGENTUM
FREI FUER VEROEFFENTLICHUNG
ALLE RECHTE VORBEHALTEN.

MATED WITH
PASSEND ZU

| LOC | DIST |
|---|---|
| A1 | – |

PROJEKT NR.

REVISIONS
ÄNDERUNGEN

| P | LTR | DESCRIPTION BESCHREIBUNG | DATE | DWN | APVD |
|---|---|---|---|---|---|
| | E1 | SEE PCN EGA0-0752-04-01 | 26MAR2004 | SKH | V.B. |
| | E2 | SEE E-20-011747 | 04SEP2020 | SH | PT |
| | E3 | SEE E-21-001565 | 24MAR2021 | SMS | PT |
| | F | ECR-24-230681 | 30JAN2025 | WG | IB |

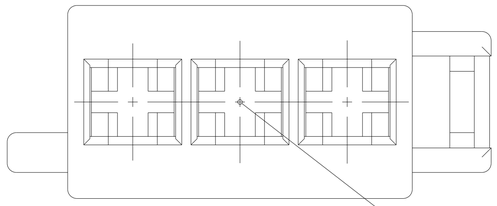

ALL CAVITIES FOR WIRE RANGE MAX. 0.75mm²
FLR-INSULATION DIAMETER $1.9_{-0.2}$ mm
VALID FOR ALL CODINGS
alle Kammern für Leiterquerschnitt max 0.75mm²
FLR-Isolationsdurchmesser $1.9_{-0.2}$ mm
gültig für alle Kodierungen

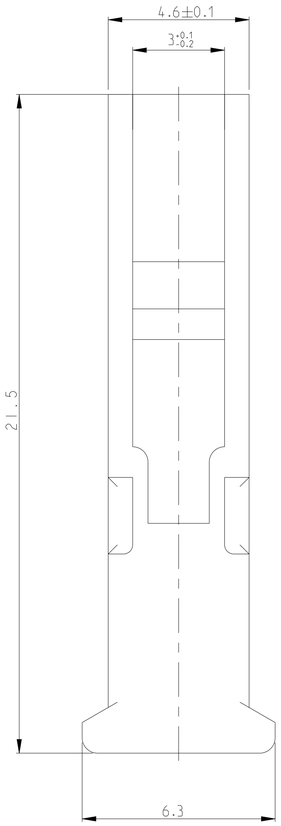


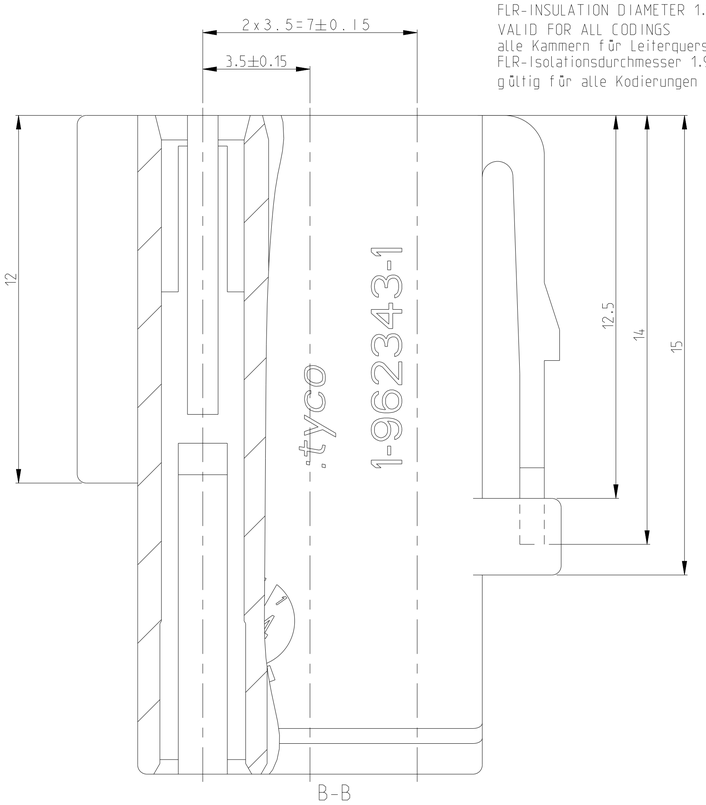


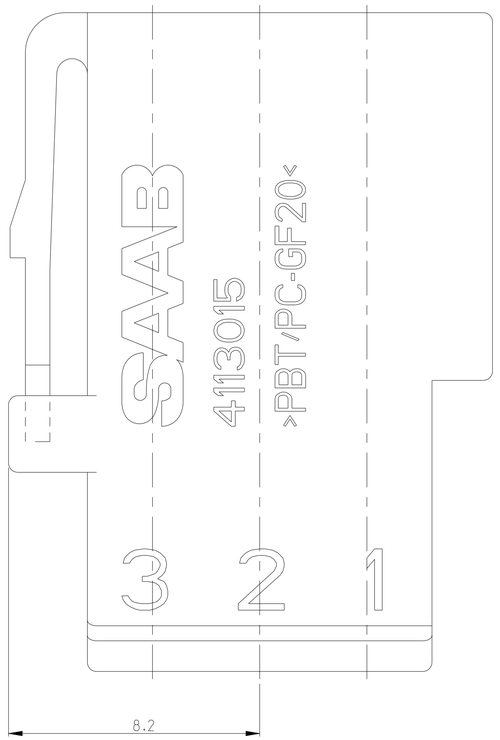


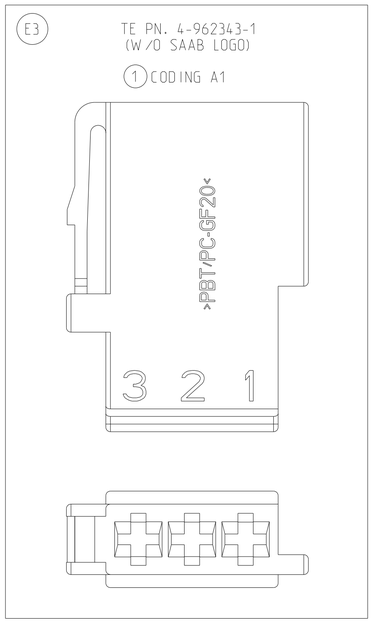


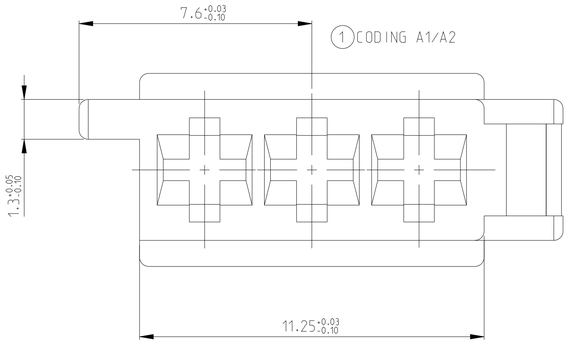


1 CODING A1/A2

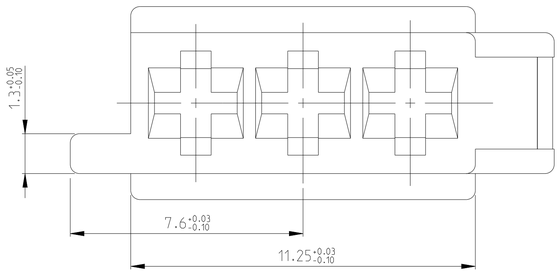


2 CODING B1/B2

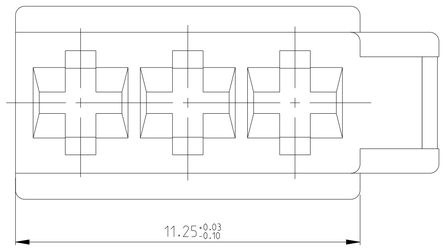


3 CODING N

| | | | | | | | | | | | | | |
|---|---|---|---|---|---|---|---|---|---|---|---|---|---|
| E3 | | | | | | 4-962343-1 | E | 1 | 3 POS. MT HSG. COD. A1 | PBT/PC-GF20 | 1.09 | BLACK | – |
| F | OBSOLETE | | | | | 3-962343-1 | E | 3 | 3 POS. MT HSG. COD. N | PBT/PC-GF20 | 1.04 | WHITE | – |
| | | | | | | 2-962343-2 | E | 2 | 3 POS. MT HSG. COD. B2 | PBT/PC-GF20 | 1.09 | ORANGE | – |
| F | OBSOLETE | | | | | 2-962343-1 | E | 2 | 3 POS. MT HSG. COD. B1 | PBT/PC-GF20 | 1.09 | GREY | – |
| | OBSOLETED | | | | | 1-962343-2 | E | 1 | 3 POS. MT HSG. COD. A2 | PBT/PC-GF20 | 1.09 | ORANGE | – |
| | | | | | | 1-962343-1 | E | 1 | 3 POS. MT HSG. COD. A1 | PBT/PC-GF20 | 1.09 | BLACK | – |
| | | | | | | PART NO | REV | POS | DESCRIPTION | MATERIAL | WEIGHT [g] | COLOUR | ITEM NO |
| | | | | | | REVISION OF EACH ASSY NO (WHEN BLANK, USE DWG REVISION) | | | | | | | |
| QTY REQD PER ASSY | | | | | | PARTS LIST | | | | | | | |

THIS DRAWING IS A CONTROLLED DOCUMENT.
DIESES ZEICHNUNGSDOKUMENT WIRD DURCH APP INCORPORATED KONTROLLIERT.
ÄNDERUNGEN, die DEM TECHNISCHEN FORTSCHRITT DIENEN, SIND VORBEHALTEN.
DIN ZWECKE LEITSTELLTEN, KUNDENZUSTIMMUNG ERFAHREN SIE AUF ANFRAGE.

DIMENSIONS:
MASSEINHEITEN:
mm

TOLERANCES UNLESS OTHERWISE SPECIFIED:
ALLGEMEINTOLERANZEN

| | |
|---|---|
| 0 PLC | ± |
| 1 PLC | ±0.1 |
| 2 PLC | ±0.01 |
| 3 PLC | ±0.001 |
| 4 PLC | ±0.0001 |
| ANGLES/WINKEL | ± |

MATERIAL
–
–

FINISH/OBERFLAECHE/FARBE
–
–

| | | |
|---|---|---|
| DWN | J. Ulrich | 18FEB1995 |
| CHK | A. Machill | 11MAR1995 |
| APVD | – | |
| PRODUCT SPEC PRODUKTSPEZ. | – | |
| APPLICATION SPEC VERARBEITUNGSSPEZ. | – | |
| WEIGHT GEWICHT | – | |

TE Connectivity

NAME: 3 POS. MICRO TIMER HOUSING
–
–

| SIZE | CAGE CODE | DRAWING NO ZEICHNUNGS-NR. | RESTRICTED TO NUR FUER |
|---|---|---|---|
| A1 | 00779 | C-962343 | – |

CUSTOMER DRAWING /KUNDENZEICHNUNG | SCALE MASSSTAB 5:1 | SHEET BLATT 1 OF VON 1 | REV F

4805 (3/13)