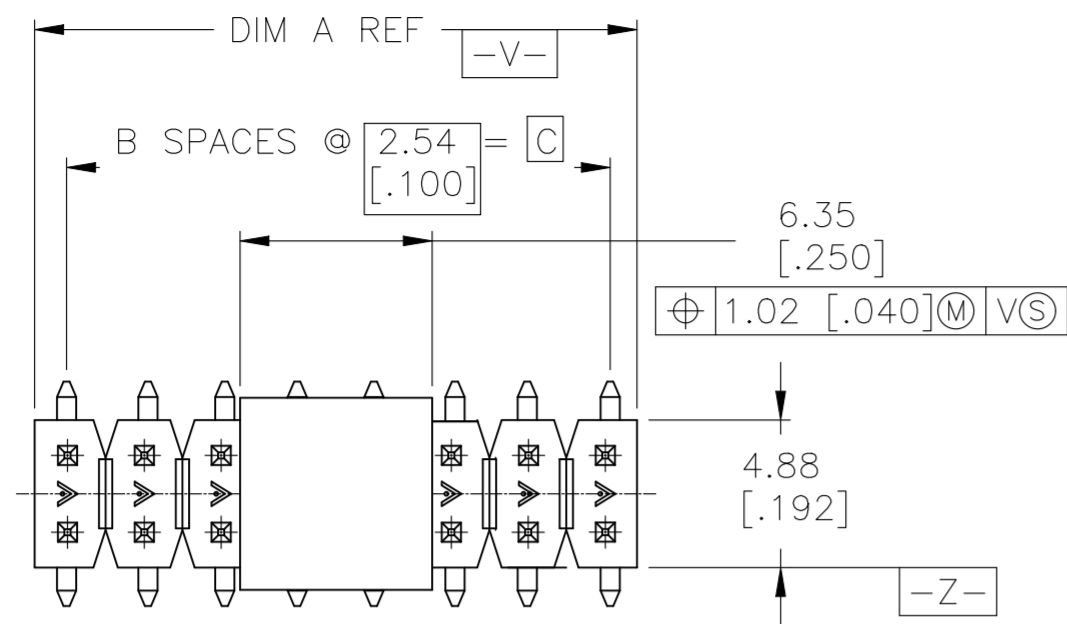
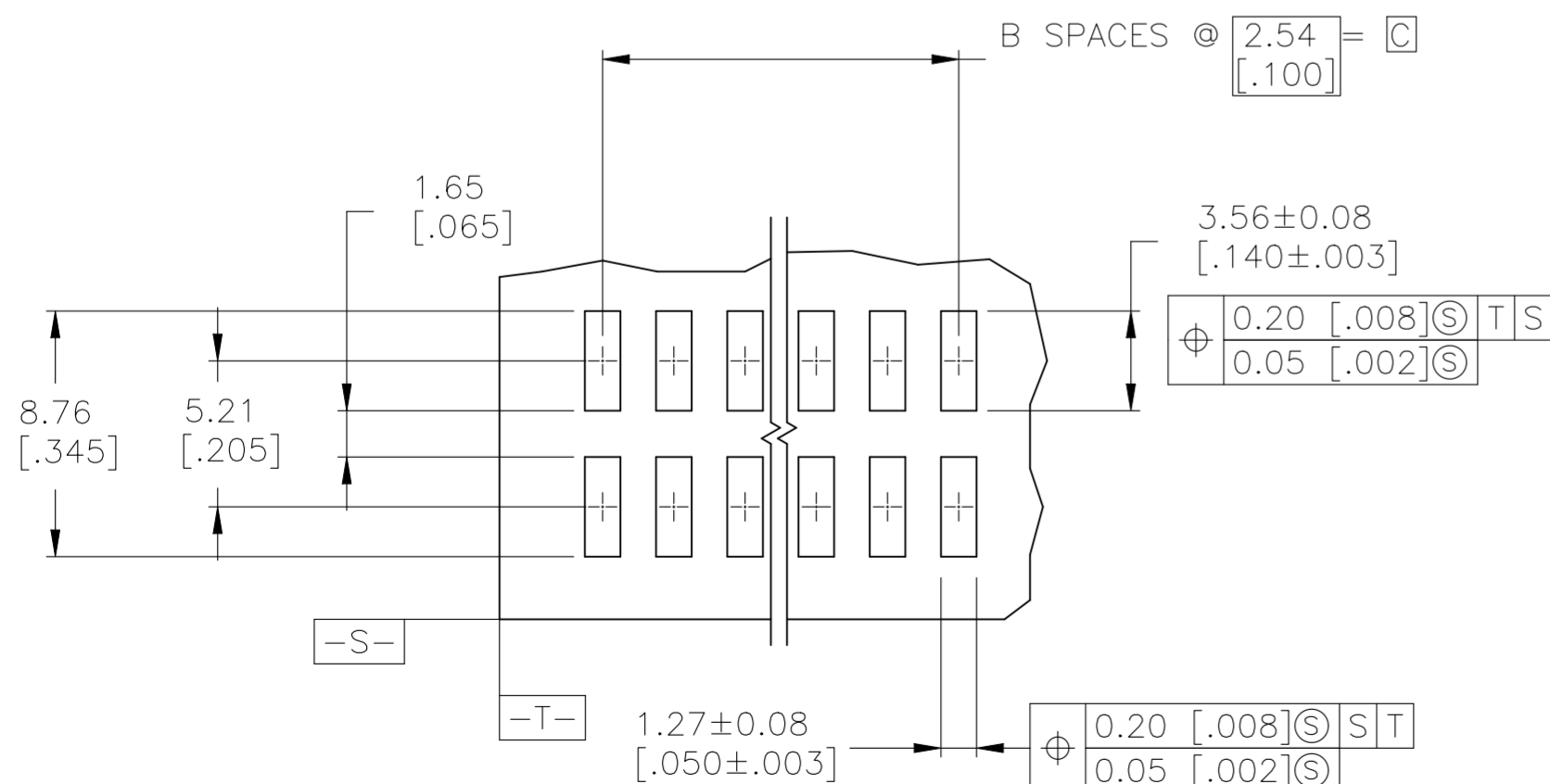
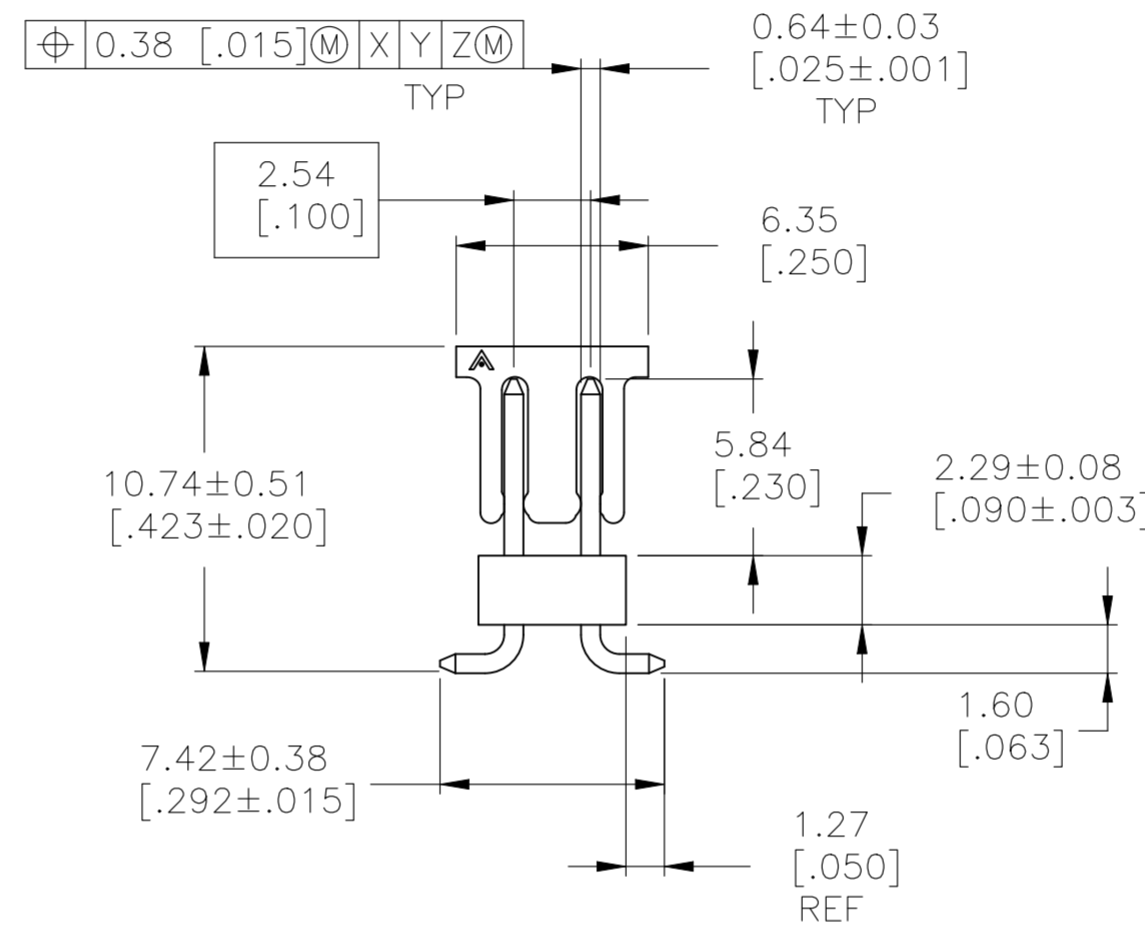
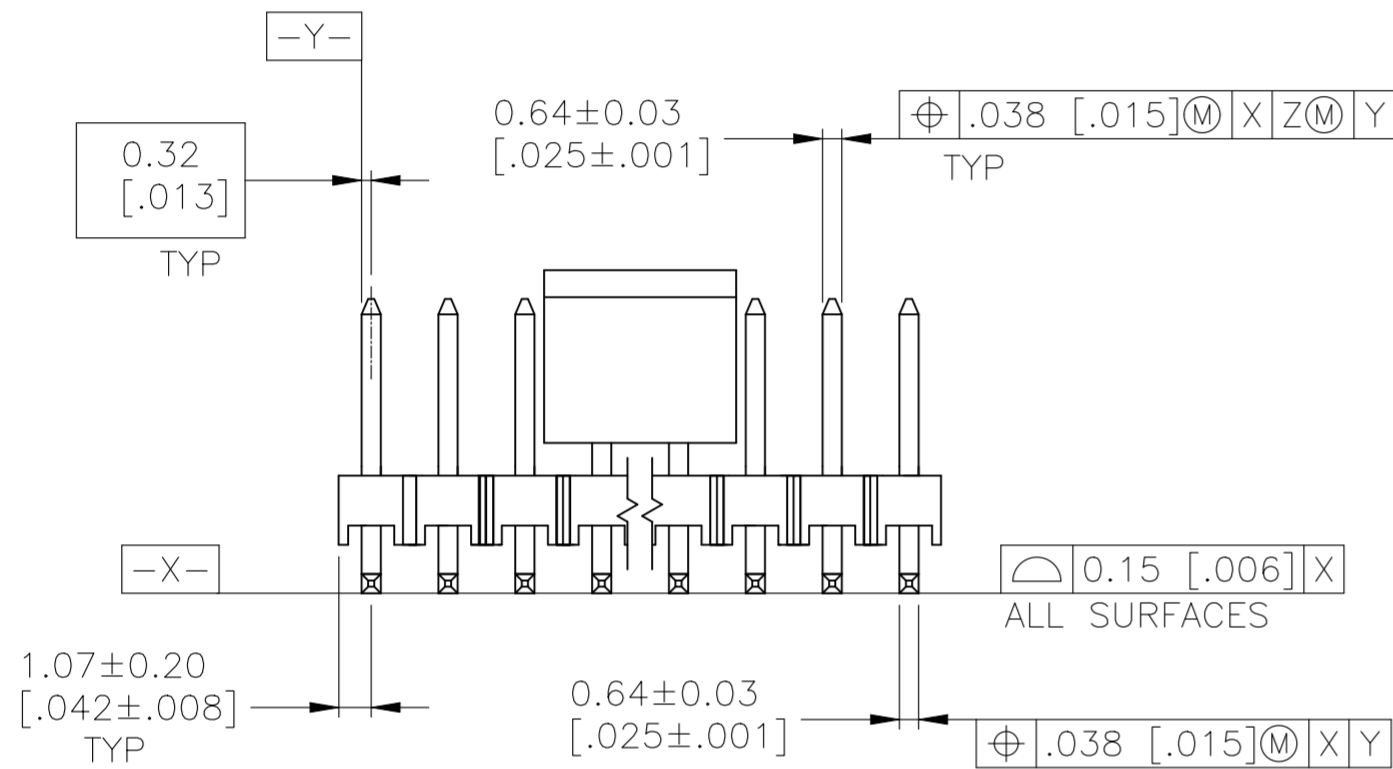


REVISIONS					
P	LTR	DESCRIPTION	DATE	DWN	APVD
M1		ECR-26-269705	11FEB2026	ABS	PS



- 6 0.00254-0.00508 [.000100-.000200] MATTE TIN OVER 0.00127 [.000050] MIN NICKEL ENTIRE POST.
- 7 OBSOLETE PARTS: OBSOLETE CIS STREAMLINING PER D.RENAUD/D.SINISI
- 8 OBSOLETE

- 1 -Y- SHALL BE THE INTERSECTION OF THE POST AND THE HOUSING.
- 2 THE NOTED DIMENSION APPLIES FROM THE BASIC DIMENSION (NOT THE POST CENTERLINE) TO THE SURFACE INDICATED.
- 3 0.00254-0.00508 [.000100-.000200] MATTE TIN-LEAD OVER 0.00127 [.000050] MIN NICKEL ENTIRE POST.
- 4 PACKAGED IN TAPE AND REEL PER EIA-481 SPECIFICATIONS. SEE TABLE FOR TAPE WIDTH.
- 5 HOUSING: LCP, COLOR-BLACK. POST: COPPER ALLOY. PICK AND PLACE CAP: PPA, COLOR-BLACK.



RECOMMENDED PCB LAYOUT FOR USE WITH 0.20 [.008] THICK STENCIL

REV	PLATING	TAPE WIDTH	C	B	A	NO OF POSN	PART NUMBER
8	6	56mm	35.56 [1.400]	14	37.69 [1.484]	30	6-147292-4
8	6	44mm	30.48 [1.200]	12	32.61 [1.284]	26	6-147292-3
8	6	32mm	17.78 [.700]	7	19.91 [.784]	16	6-147292-2
8	6	24mm	12.70 [.500]	5	14.83 [.584]	12	6-147292-1
8	6	56mm	33.02 [1.300]	13	35.15 [1.384]	28	6-147292-0
8	6	44mm	25.14 [.900]	9	24.99 [.984]	20	5-147292-9
8	6	44mm	25.4 [1.000]	10	27.53 [1.084]	22	5-147292-8
8	6	44mm	27.94 [1.100]	11	30.07 [1.184]	24	5-147292-7
8	6	24mm	7.62 [.300]	3	9.75 [.384]	8	5-147292-6
8	6	32mm	20.32 [.800]	8	22.45 [.884]	18	5-147292-5
8	6	24mm	5.08 [.200]	2	72.14 [.284]	6	5-147292-4
8	6	24mm	2.54 [.100]	1	4.67 [.184]	4	5-147292-3
8	6	24mm	10.16 [.400]	4	12.29 [.484]	10	5-147292-2
8	6	32mm	15.24 [.600]	6	17.37 [.684]	14	5-147292-1
8	3	56mm	35.56 [1.400]	14	37.69 [1.484]	30	147292-8
7	3	44mm	27.94 [1.100]	11	30.07 [1.184]	24	147292-7
8	3	24mm	7.62 [.300]	3	9.75 [.384]	8	147292-6
8	3	32mm	17.78 [.700]	7	19.91 [.784]	16	147292-5
8	3	24mm	5.08 [.200]	2	72.14 [.284]	6	147292-4
8	3	24mm	2.54 [.100]	1	4.67 [.184]	4	147292-3
8	3	24mm	10.16 [.400]	4	12.29 [.484]	10	147292-2
7	3	32mm	15.24 [.600]	6	17.37 [.684]	14	147292-1

SUPERSEDED BY 5-147292-3	3	24mm	2.54 [.100]	1	4.67 [.184]	4	147292-3
SUPERSEDED BY 5-147292-2	3	24mm	10.16 [.400]	4	12.29 [.484]	10	147292-2

THIS DRAWING IS A CONTROLLED DOCUMENT.		DWN B. HAYMAKER 27MAR99	TE Connectivity	
DIMENSIONS: mm [INCHES]		CHK J.GESFORD 27MAR99	NAME	
TOLERANCES UNLESS OTHERWISE SPECIFIED:		APVD J.GESFORD 27MAR99	SURFACE MOUNT HDR ASSY, MOD II, B/A, VERT, D/R, .100 X.100 C/L, .025 SQ POST,	
0 PLC ± -		PRODUCT SPEC	SIZE	CAGE CODE
1 PLC ± -		APPLICATION SPEC	A2	-
2 PLC ± -		WEIGHT	DRAWING NO	
3 PLC ± 0.13[.005]		REVISION	C=147292	
4 PLC ± -		CUSTOMER DRAWING	SCALE	SHEET
ANGLES ± -		SCALE	4:1	1 OF 1
FINISH		REV	M1	
SEE TABLE				