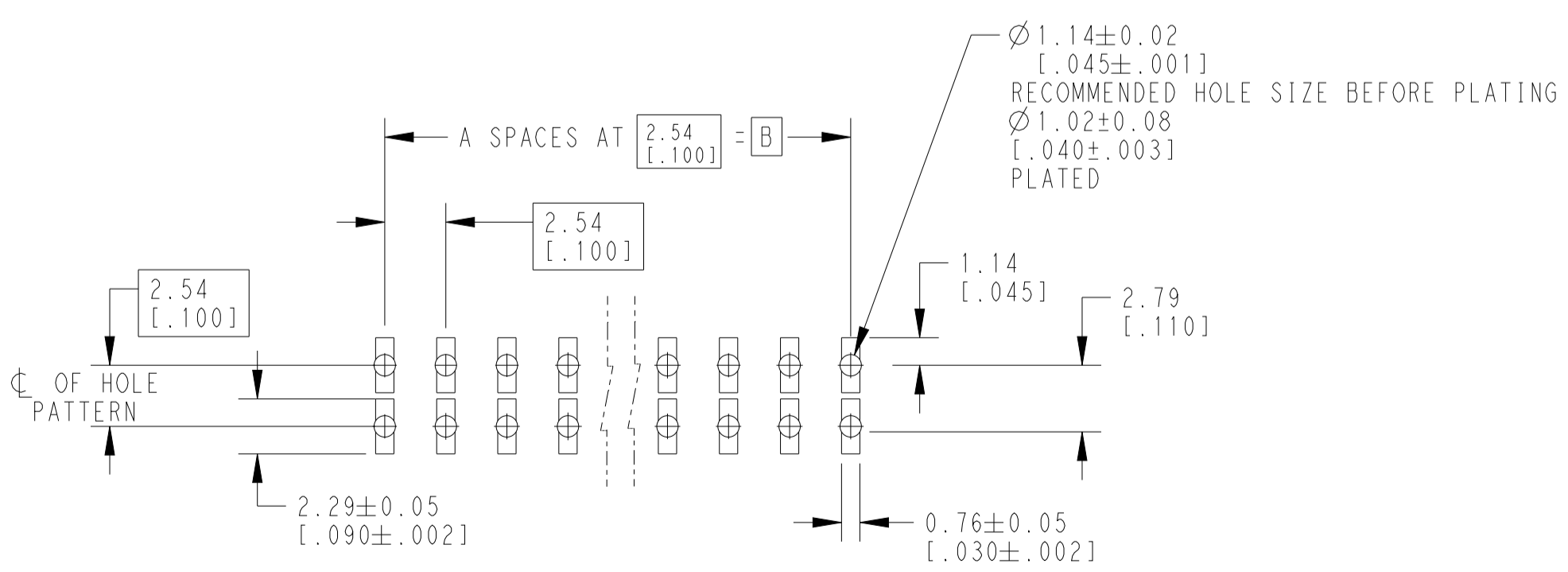
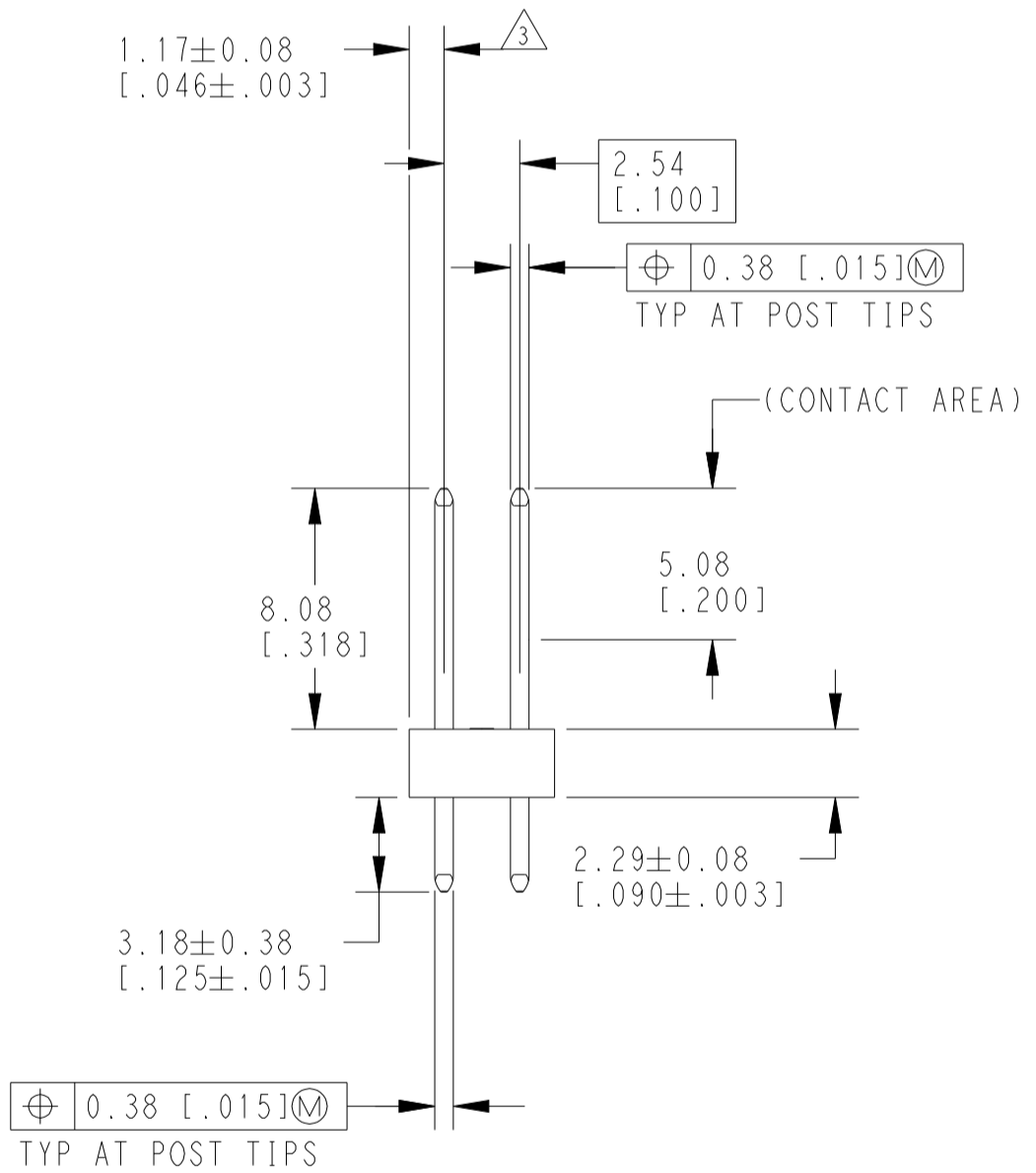
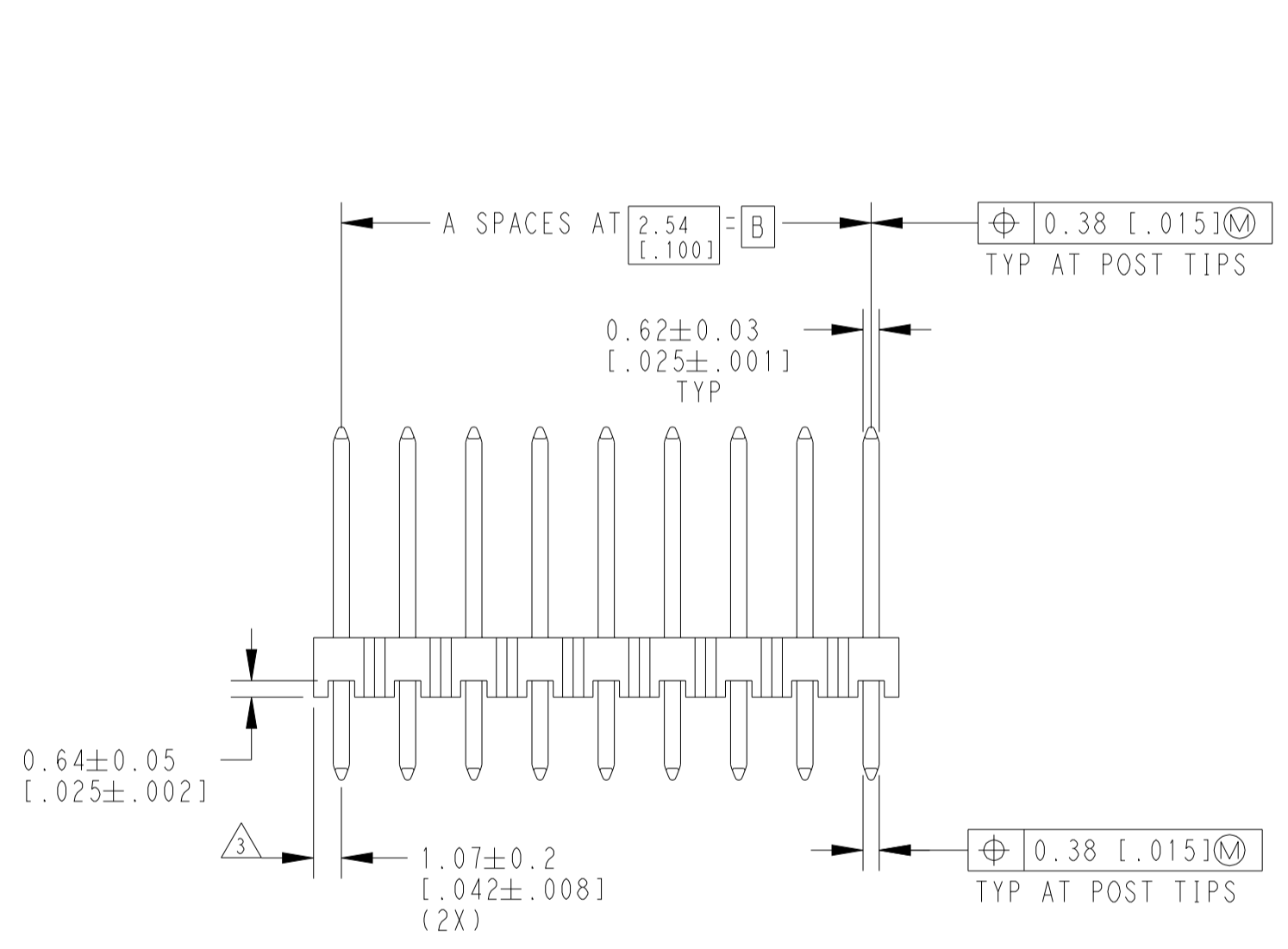
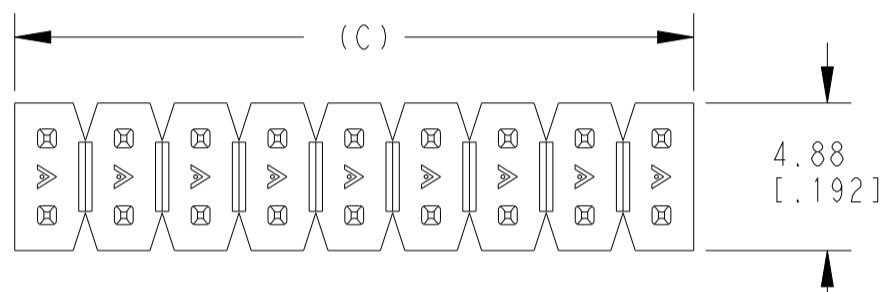


- 1 ASSEMBLY MAY BE BROKEN TO THE DESIRED NUMBER OF POSITIONS.
- 2 TRUE POSITION TOLERANCE OF THE POST TIPS APPLIES WHEN THE HEADER IS HELD FLAT AGAINST THE PRINTED CIRCUIT BOARD.
- 3 THE NOTED DIMENSIONS APPLY AT THE INTERSECTION OF THE POST AND HOUSING.
- 4 POST PLATING: 0.000762[.000030] GOLD ON CONTACT AREA, 0.00254-0.00508[.000100 - .000200] MATTE TIN-LEAD ON SOLDER TAIL, ALL OVER 0.00127[.000050] NICKEL.
- 5 HOUSING: LCP, COLOR-BLACK.
- 6 POST: COPPER ALLOY.
- 7 POST PLATING: 0.00066[.000026] PdNi+0.00010[.000004] Au FLASH ON CONTACT AREA, 0.00254-0.00508[.000100 - .000200] MATTE TIN ON SOLDER TAIL, ALL OVER 0.00127[.000050] NICKEL.
- 8 PRELIMINARY PART - NOT RELEASED FOR PRODUCTION.
- 9 OBSOLETE P/N.
- 10 OBSOLETE PARTS: OBSOLETE CIS STREAMLINING PER D.RENAUD/D.SINISI.

REVISIONS					
P	LTN	DESCRIPTION	DATE	DWN	APVD
J5		REVISED PER ECN-22-185269	18NOV2022	RK	MF
K		PLATING PLATING OPTIMIZATION (Au TO PdNi+Au FLASH)	06AUG2025	RS	GVP



RECOMMENDED PC BOARD MOUNTING DIMENSIONS FOR 1.60[.063] THICK PC BOARD AND 0.305[.012] STENCIL THICK

PLATING	C	B	A	NO. OF POSITIONS	PART NUMBER
7	101.19 [3.984]	99.06 [3.900]	39	80	9-146253-0
7	98.65 [3.884]	96.52 [3.800]	38	78	8-146253-9
7	96.11 [3.784]	93.98 [3.700]	37	76	8-146253-8
7	93.57 [3.684]	91.44 [3.600]	36	74	8-146253-7
9	91.03 [3.584]	88.90 [3.500]	35	72	8-146253-6
7	88.49 [3.484]	86.36 [3.400]	34	70	8-146253-5
7	85.95 [3.384]	83.82 [3.300]	33	68	8-146253-4
7	83.41 [3.284]	81.28 [3.200]	32	66	8-146253-3
7	80.87 [3.184]	78.74 [3.100]	31	64	8-146253-2
7	78.33 [3.084]	76.20 [3.000]	30	62	8-146253-1
9	75.79 [2.984]	73.66 [2.900]	29	60	8-146253-0
7	73.25 [2.884]	71.12 [2.800]	28	58	7-146253-9
7	70.71 [2.784]	68.58 [2.700]	27	56	7-146253-8
7	68.17 [2.684]	66.04 [2.600]	26	54	7-146253-7
7	65.63 [2.584]	63.5 [2.500]	25	52	7-146253-6
7	63.09 [2.484]	60.96 [2.400]	24	50	7-146253-5
9	60.55 [2.384]	58.42 [2.300]	23	48	7-146253-4
7	58.01 [2.284]	55.88 [2.200]	22	46	7-146253-3
7	55.47 [2.184]	53.34 [2.100]	21	44	7-146253-2
7	52.93 [2.084]	50.80 [2.000]	20	42	7-146253-1
7	50.39 [1.984]	48.26 [1.900]	19	40	7-146253-0
7	47.85 [1.884]	45.72 [1.800]	18	38	6-146253-9
7	45.31 [1.784]	43.18 [1.700]	17	36	6-146253-8
7	42.77 [1.684]	40.64 [1.600]	16	34	6-146253-7
7	40.23 [1.584]	38.10 [1.500]	15	32	6-146253-6
7	37.69 [1.484]	35.56 [1.400]	14	30	6-146253-5
7	35.15 [1.384]	33.02 [1.300]	13	28	6-146253-4
7	32.61 [1.284]	30.48 [1.200]	12	26	6-146253-3
7	30.07 [1.184]	27.94 [1.100]	11	24	6-146253-2
7	27.53 [1.084]	25.40 [1.000]	10	22	6-146253-1
7	24.99 [.984]	22.86 [.900]	9	20	6-146253-0
7	22.45 [.884]	20.32 [.800]	8	18	5-146253-9
7	19.91 [.784]	17.78 [.700]	7	16	5-146253-8
7	17.37 [.684]	15.24 [.600]	6	14	5-146253-7
7	14.83 [.584]	12.70 [.500]	5	12	5-146253-6
7	12.29 [.484]	10.16 [.400]	4	10	5-146253-5
7	9.75 [.384]	7.62 [.300]	3	8	5-146253-4
7	7.21 [.284]	5.08 [.200]	2	6	5-146253-3
9	4.67 [.184]	2.54 [.100]	1	4	5-146253-2
7	-	-	0	2	5-146253-1

PLATING	C	B	A	NO. OF POSITIONS	PART NUMBER	
9	19.91 [.784]	17.78 [.700]	7	16	4-146253-3	
9	12.29 [.484]	10.16 [.400]	4	10	4-146253-2	
9	101.19 [3.984]	99.06 [3.900]	39	80	4-146253-1	
9	101.19 [3.984]	99.06 [3.900]	39	80	4-146253-0	
9	98.65 [3.884]	96.52 [3.800]	38	78	3-146253-9	
9	96.11 [3.784]	93.98 [3.700]	37	76	3-146253-8	
9	93.57 [3.684]	91.44 [3.600]	36	74	3-146253-7	
9	91.03 [3.584]	88.90 [3.500]	35	72	3-146253-6	
9	88.49 [3.484]	86.36 [3.400]	34	70	3-146253-5	
9	85.95 [3.384]	83.82 [3.300]	33	68	3-146253-4	
9	83.41 [3.284]	81.28 [3.200]	32	66	3-146253-3	
9	80.87 [3.184]	78.74 [3.100]	31	64	3-146253-2	
9	78.33 [3.084]	76.20 [3.000]	30	62	3-146253-1	
9	75.79 [2.984]	73.66 [2.900]	29	60	3-146253-0	
9	73.25 [2.884]	71.12 [2.800]	28	58	2-146253-9	
9	70.71 [2.784]	68.58 [2.700]	27	56	2-146253-8	
9	68.17 [2.684]	66.04 [2.600]	26	54	2-146253-7	
9	65.63 [2.584]	63.5 [2.500]	25	52	2-146253-6	
9	63.09 [2.484]	60.96 [2.400]	24	50	2-146253-5	
9	60.55 [2.384]	58.42 [2.300]	23	48	2-146253-4	
9	58.01 [2.284]	55.88 [2.200]	22	46	2-146253-3	
9	55.47 [2.184]	53.34 [2.100]	21	44	2-146253-2	
9	52.93 [2.084]	50.80 [2.000]	20	42	2-146253-1	
10	SUP/BY 7-146253-0	50.39 [1.984]	48.26 [1.900]	19	40	2-146253-0
10	OBSOLETE	47.85 [1.884]	45.72 [1.800]	18	38	1-146253-9
10	SUP/BY 6-146253-7	45.31 [1.784]	43.18 [1.700]	17	36	1-146253-8
10	OBSOLETE	42.77 [1.684]	40.64 [1.600]	16	34	1-146253-7
10	OBSOLETE	40.23 [1.584]	38.10 [1.500]	15	32	1-146253-6
10	SUP/BY 6-146253-5	37.69 [1.484]	35.56 [1.400]	14	30	1-146253-5
10	OBSOLETE	35.15 [1.384]	33.02 [1.300]	13	28	1-146253-4
10	SUP/BY 6-146253-3	32.61 [1.284]	30.48 [1.200]	12	26	1-146253-3
10	OBSOLETE	30.07 [1.184]	27.94 [1.100]	11	24	1-146253-2
10	SUP/BY 6-146253-1	27.53 [1.084]	25.40 [1.000]	10	22	1-146253-1
10	SUP/BY 6-146253-0	24.99 [.984]	22.86 [.900]	9	20	1-146253-0
10	OBSOLETE	22.45 [.884]	20.32 [.800]	8	18	1-146253-9
10	SUP/BY 5-146253-8	19.91 [.784]	17.78 [.700]	7	16	1-146253-8
10	SUP/BY 5-146253-7	17.37 [.684]	15.24 [.600]	6	14	1-146253-7
10	OBSOLETE	14.83 [.584]	12.70 [.500]	5	12	1-146253-6
10	OBSOLETE	12.29 [.484]	10.16 [.400]	4	10	1-146253-5
10	SUP/BY 5-146253-4	9.75 [.384]	7.62 [.300]	3	8	1-146253-4
10	SUP/BY 5-146253-3	7.21 [.284]	5.08 [.200]	2	6	1-146253-3
10	OBSOLETE	4.67 [.184]	2.54 [.100]	1	4	1-146253-2
10	SUP/BY 5-146253-1	-	-	0	2	1-146253-1

THIS DRAWING IS A CONTROLLED DOCUMENT.

DIMENSIONS: mm [INCHES]

TOLERANCES UNLESS OTHERWISE SPECIFIED:

0 PLC ±.015

1 PLC ±.010

2 PLC ±.0075

3 PLC ±.005

4 PLC ±.0025

ANGLES ±.001

FINISH SEE TABLE

MATERIAL HOUSING: 5 POST: 6

APPROVED: G. DUBNICZKI

DATE: 03-10-95

PRODUCT SPEC

APPLICATION SPEC

WEIGHT

CUSTOMER DRAWING

SCALE: 4:1

SHEET 1 OF 1

REV K

TE Connectivity

HEADER ASSEMBLY, MOD II, BREAKAWAY, DOUBLE ROW, HIGH TEMPERATURE

SIZE: A

CAGE CODE: 00779

DRAWING NO: 146253