

P	LTR	DESCRIPTION	DATE	DWN	APVD
	A1	REVISE PER ECN-25-329991	01JUL2025	ED	WZ


MATERIALS AND PLATING		UNIT: MICRO-INCHES
PART NAME	MATERIAL	PLATING
BODY/SHELL	BRASS	NICKEL 200u"/COPPER 100 u"
CONTACT PIN 1	Be-Cu C17300	GOLD 10u"/NICKEL 100u"/COPPER 100u"
INSULATOR	PTFE ASTM-D-1710	N/A
CONTACT PIN 2	BRASS	GOLD 10u"/NICKEL 100u"/COPPER 100u"
GASKET	SILICONE(RED)	N/A
FERRULE	BRASS C3604	NICKEL 200u"/COPPER 100 u"

REMARKS:


- CONTACT PIN TO SOLDER WITH CABLE INNER CONDUCTOR;
- CRIMPED FERRULE HEX. CRIMP SIZE .429".

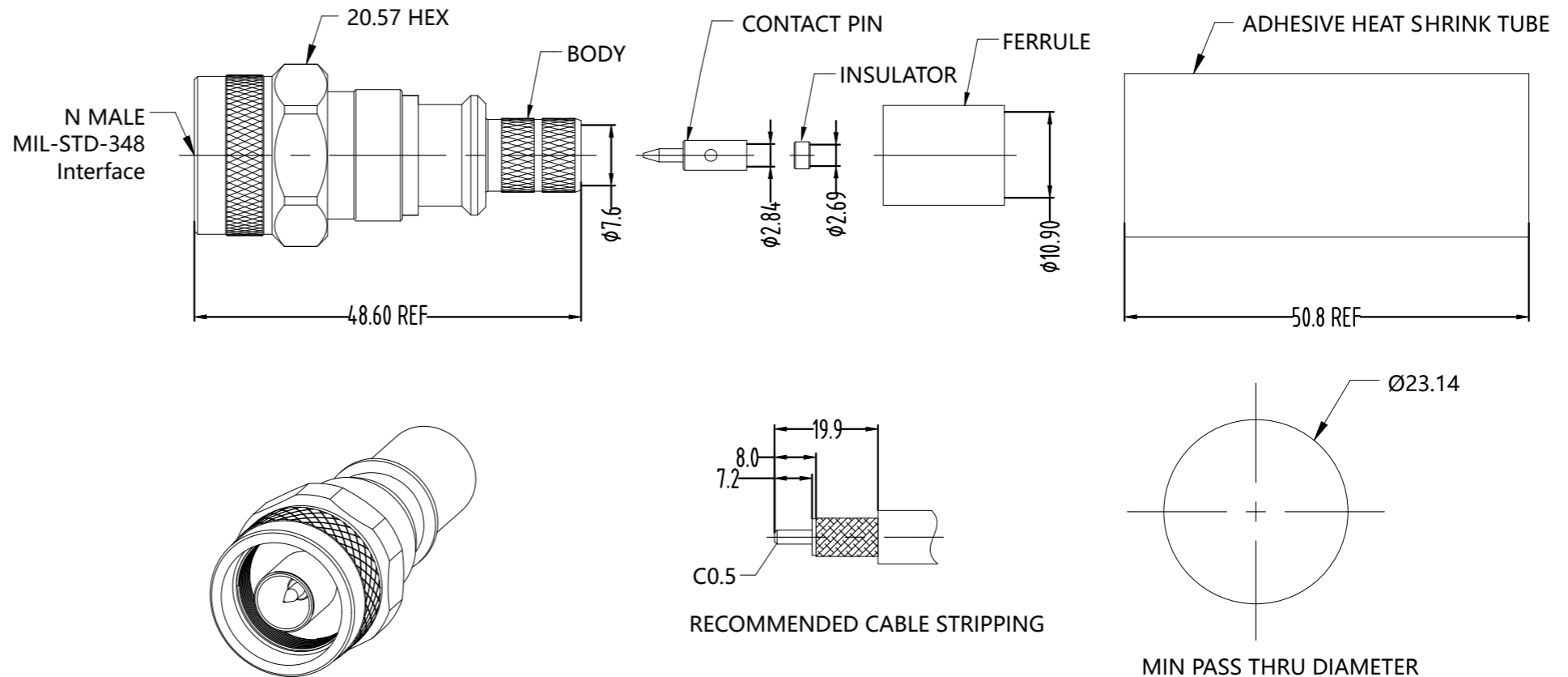
ELECTRICAL CHARACTERISTICS	
IMPEDANCE	50 Ω
VOLTAGE RATING	500 V(rms)
FREQUENCY RANGE	DC~8 GHz
DIELECTRIC WITHSTANDING VOLTAGE	>1500 V
CONTACT RESISTANCE	CENTER CONTACT <1.0 mΩ
	OUTER CONTACT <0.2mΩ
INSULATION RESISTANCE	>5000 MΩ
INSERTION LOSS	N/A
VSWR	<1.30
3RD INTERMODULATION	N/A

MECHANICAL CHARACTERISTICS	
DURABILITY	> 500 cycles


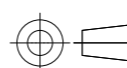
ENVIRONMENTAL PARAMETER	
TEMPERATURE RANGE	-65 °C~+165 °C
WATERPROOF	IP68 & INTERNALLY SEALED 
THERMAL SHOCK	MIL- STD 202, Meth. 107,Cond. B
VIBRATION	MIL- STD 202, Meth. 204,Cond. D
SHOCK	MIL- STD 202, Meth. 213,Cond. I
CORROSION	MIL- STD 202, Meth. 101,Cond. B

NOTES:

- BAG PACKAGING;
 - ALL DIMENSIONS ARE NOMINAL FOR REFERENCE ONLY UNLESS OTHERWISE STATED;
 - RoHS: COMPLIANT;
-  IT CAN MEET IP68 WATERPROOF IN BOTH MATING CONDITION AND UN-MATING CONDITION.



-	2502467-1
MARK	PART NUMBER

THIS DRAWING IS A CONTROLLED DOCUMENT.		DWN ED 18MAR2025	 TE Connectivity			
		CHK TP 18MAR2025				
		APVD WH 18MAR2025	NAME N Plug Str IP68 Crimp LMR-400			
DIMENSIONS: mm		TOLERANCES UNLESS OTHERWISE SPECIFIED:		PRODUCT SPEC -		
		0 PLC ± -	APPLICATION SPEC -			
		1 PLC ± 0.3	SIZE	CAGE CODE	DRAWING NO	
		2 PLC ± 0.2	0	A3	00779	C-2502467
		3 PLC ± 0.1	CUSTOMER DRAWING			RESTRICTED TO -
		4 PLC ± -	SCALE	SHEET	REV	
		ANGLES ± 5°	1:1	1 OF 1	A1	
MATERIAL -		FINISH -				