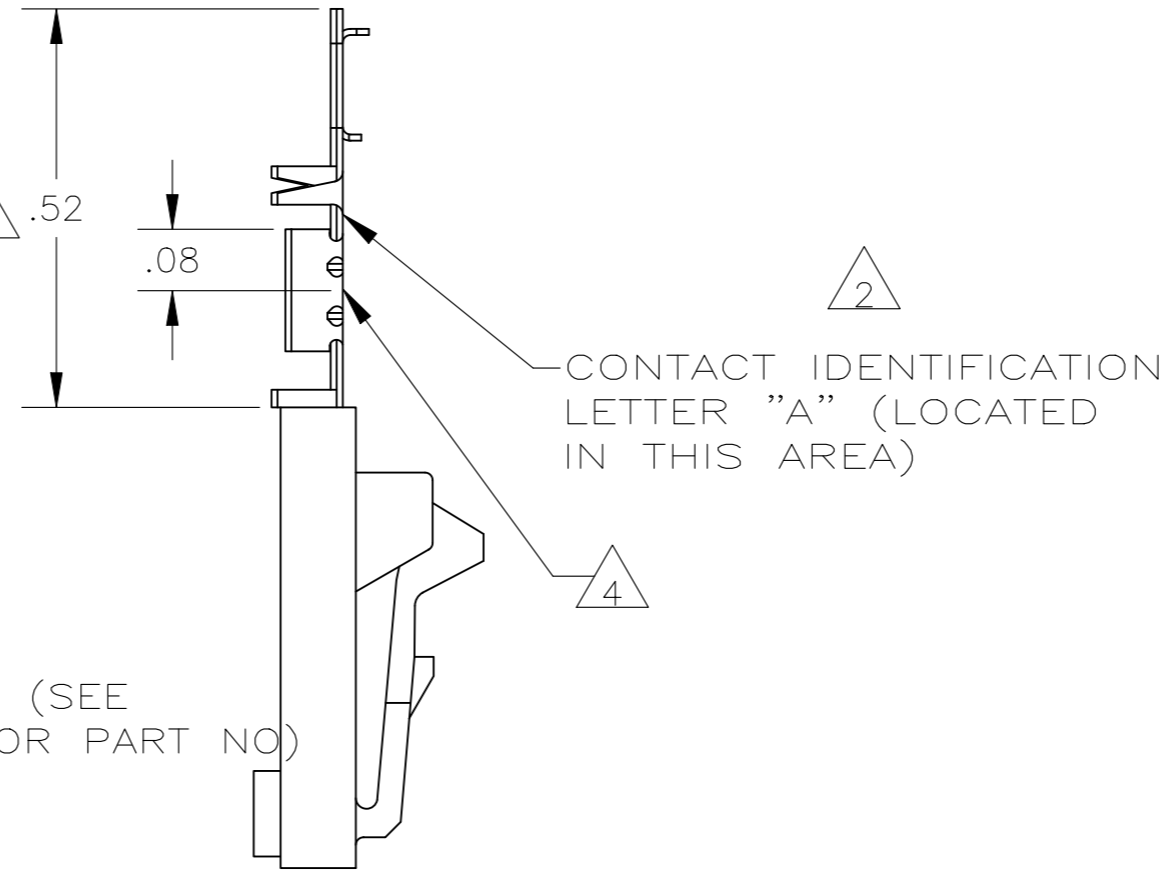
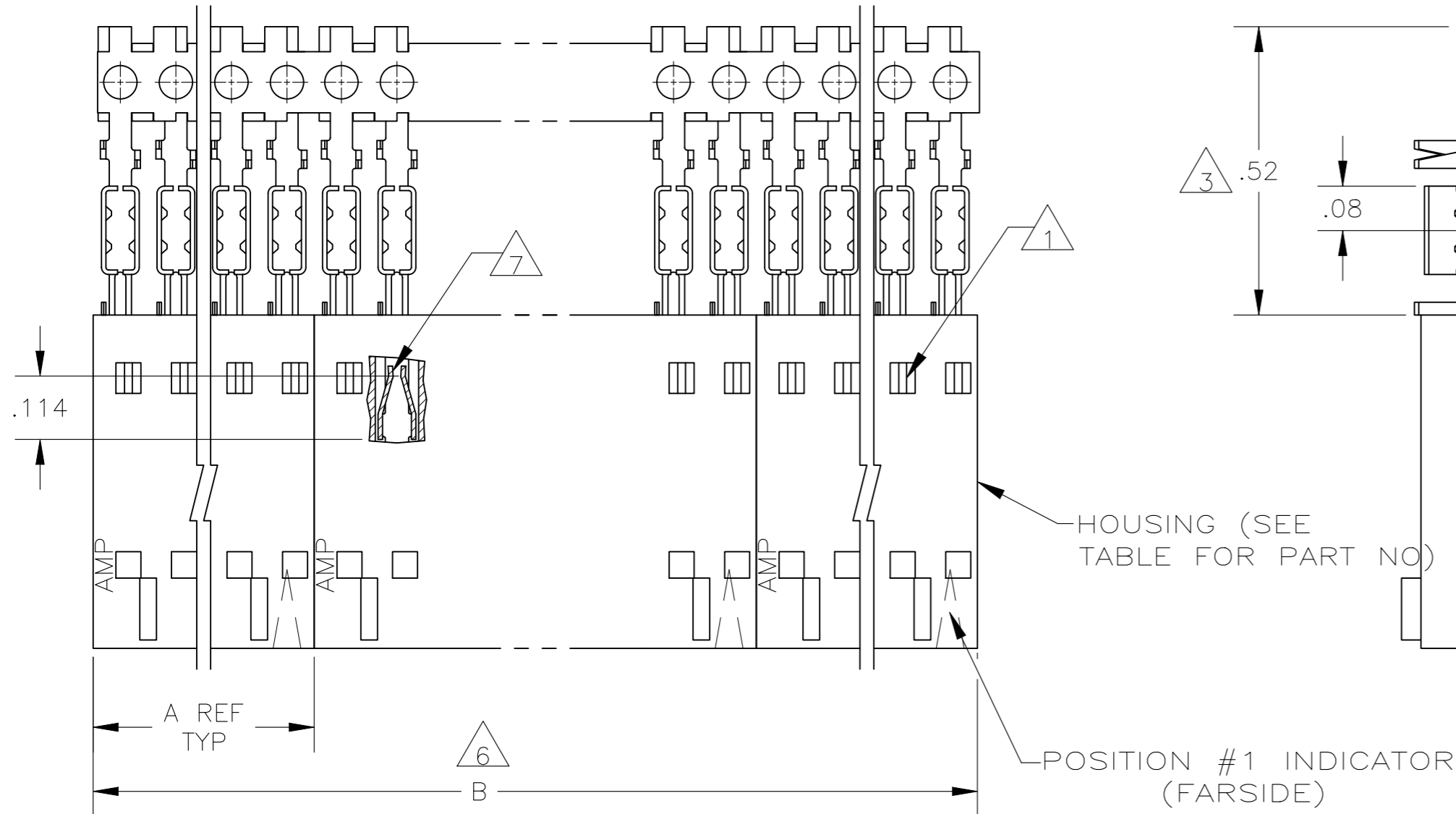
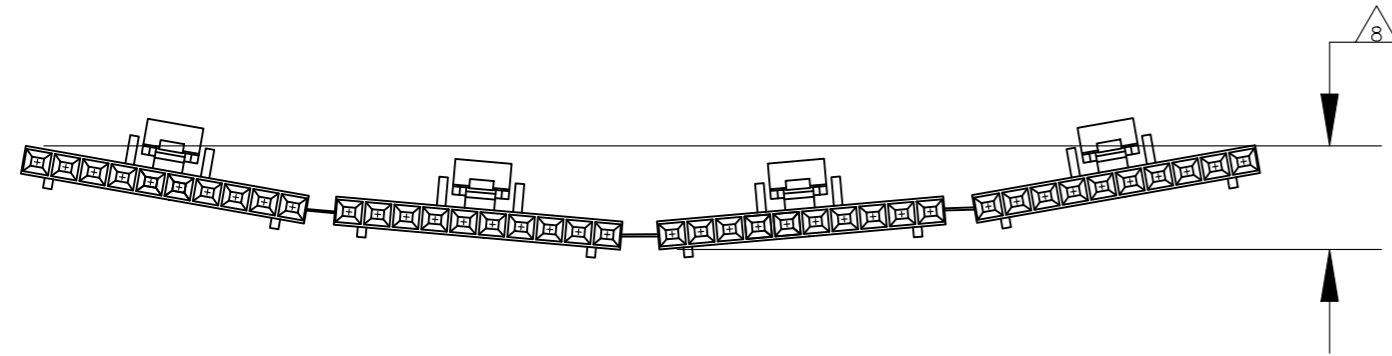
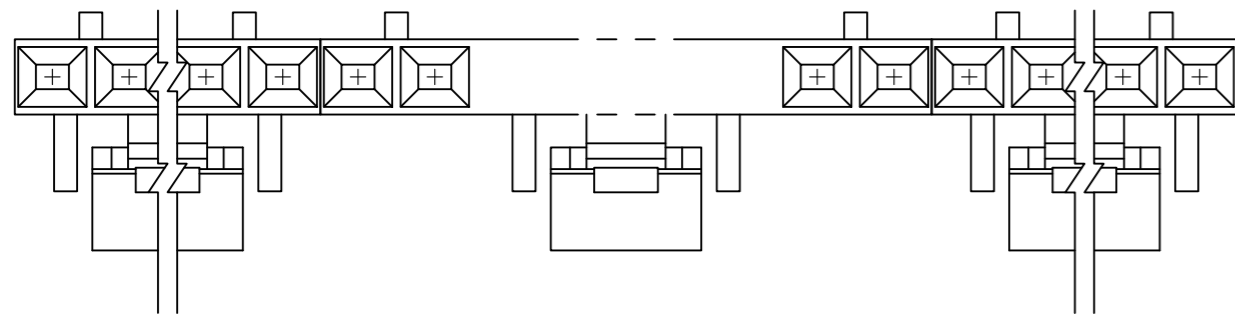


REVISIONS					
P	LTR	DESCRIPTION	DATE	DWN	APVD
	K3	ECR-25-239014	26APR2025	ABS	PS



- 1 CONTACTS ARE LATCHED INTO THE PRELOAD WINDOWS
- 2 USE WITH #26-#30 AWG WIRE SIZE, .054/.030 INSULATION DIAMETER, .015 MAXIMUM INSULATION THICKNESS
- 3 THE DIMENSION APPLIES WITH THE FORWARD PRELOAD STOP IN CONTACT WITH THE HOUSING SURFACE
- 4 POINT OF MEASUREMENT FOR PLATING THICKNESS
- 5 FOR INDIVIDUAL ASSEMBLIES SEE PART NUMBER 103897
- 6 ASSEMBLIES ARE JOINED BY THE CARRIER STRIP. ORDER QUANTITY REFLECTS TOTAL NUMBER OF INDIVIDUAL ASSEMBLIES REQUIRED. SEE TABLE FOR NUMBER OF ASSEMBLIES PER STRIP.
- 7 POINT OF MEASUREMENT FOR PLATING THICKNESS(INSIDE BEAMS)
- 8 MAXIMUM ALLOWABLE BOW OF ASSEMBLY NOT TO EXCEED.055.
- 9 .000030 GOLD IN THE CONTACT AREA, .000050-.000100 BRIGHT TIN-LEAD ON THE TERMINATION AREA, ALL OVER .000050 NICKEL.
- 10 .000030 GOLD IN THE CONTACT AREA, .000050-.000100 MATTE TIN ON THE TERMINATION AREA, ALL OVER .000050 NICKEL.
- 11 OBSOLETE PARTS: OBSOLETE CIS STREAMLINING PER D.RENAUD/D.SINISI



EXAMPLE: STRIP ASSEMBLY SCALE 3:1

11	OBSOLETE	10	2	2.40	1.198	1-104257-1	12	-6-103961-1
11	OBSOLETE	10	2	2.20	1.098	1-104257-0	11	-6-103961-0
		10	2	2.00	.998	104257-9	10	5-103961-9
		10	2	1.80	.898	104257-8	9	5-103961-8
		10	2	1.60	.798	104257-7	8	5-103961-7
		10	2	1.40	.698	104257-6	7	5-103961-6
		10	4	2.39	.598	104257-5	6	5-103961-5
		10	4	1.99	.498	104257-4	5	5-103961-4
		10	5	1.99	.398	104257-3	4	5-103961-3
		10	8	2.40	.298	104257-2	3	5-103961-2
		10	10	2.00	.198	104257-1	2	5-103961-1
11	OBSOLETE	9	2	2.40	1.198	1-104257-1	12	-1-103961-1
11	OBSOLETE	9	2	2.20	1.098	1-104257-0	11	-1-103961-0
	SUPERSEDED BY 5-103961-9	9	2	2.00	.998	104257-9	10	103961-9
	SUPERSEDED BY 5-103961-8	9	2	1.80	.898	104257-8	9	103961-8
	SUPERSEDED BY 5-103961-7	9	2	1.60	.798	104257-7	8	103961-7
	SUPERSEDED BY 5-103961-6	9	2	1.40	.698	104257-6	7	103961-6
	SUPERSEDED BY 5-103961-5	9	4	2.39	.598	104257-5	6	103961-5
	SUPERSEDED BY 5-103961-4	9	4	1.99	.498	104257-4	5	103961-4
	SUPERSEDED BY 5-103961-3	9	5	1.99	.398	104257-3	4	103961-3
		9	8	2.40	.298	104257-2	3	103961-2
	SUPERSEDED BY 5-103961-1	9	10	2.00	.198	104257-1	2	103961-1
		6						
		B						
		A						
		HOUSING PART NUMBER					NO OF POSN	ASSEMBLY PART NUMBER ON STRIP

THIS DRAWING IS A CONTROLLED DOCUMENT.

DWN L A MAYER 11-4-86  
CHK P de Jong 11-12-86  
APVD J SCHIEFFER 11-13-86

TE Connectivity

RCPT ASSY, AMPMODU MTE, SINGLE ROW, .100 C/L ROW, .100, LATCHED & POLARIZED, FOR #26-#30 AWG WIRE SIZE, STRIP FORM

108-25034  
114-25026

SIZE A2 CAGE CODE 00779 DRAWING NO C=103961 RESTRICTED TO -

MATERIAL HOUSING: FLAME RETARDANT THERMOPLASTIC, COLOR-BLACK CONTACTS: PHOS BRONZE FINISH SEE TABLE WEIGHT -

CUSTOMER DRAWING SCALE 4:1 SHEET 1 OF 1 REV K3