



Automotive Parts > Automotive Connectors > Automotive Housings > DC Fast Charge CCS1 and CCS2 Inlet Kits



Connector & Housing Type: **Housing for Male Terminals**

Number of Positions: **7**

Sealable: **Yes**

Operating Temperature Range: **-40 – 85 °C [-40 – 185 °F]**

Connector Position Assurance Capable: **No**

[All DC Fast Charge CCS1 and CCS2 Inlet Kits \(24\)](#)

Features

Product Type Features

Mixed & Hybrid Connector	Yes
Connector & Housing Type	Housing for Male Terminals
Sealable	Yes
Primary Locking Feature	Integrated in Housing
Connector System	Wire-to-Panel
Connector & Contact Terminates To	Wire & Cable

Configuration Features

Number of Positions	7
---------------------	---

Electrical Characteristics

Nominal Voltage Architecture	250 V
------------------------------	-------

Body Features

Cable Exit Angle	90°
------------------	-----



Primary Product Color	Black
-----------------------	-------

Contact Features

Contact Current Rating (Max)	32 A, 200 A
------------------------------	-------------

Mechanical Attachment

Connector Mounting Type	Panel Mount
-------------------------	-------------

Dimensions

Product Width	132.5 mm[5.21 in]
Product Length	126 mm[4.96 in]
Connector Height	156.1 mm[6.14 in]

Usage Conditions

Operating Temperature Range	-40 – 85 °C[-40 – 185 °F]
Operating Temperature (Max)	85 °C[185 °F]

Operation/Application

Circuit Application	Power & Signal
---------------------	----------------

Industry Standards

IP Rating	IP67
-----------	------

Packaging Features

Packaging Method	Box
Packaging Quantity	1

Other

Connector Position Assurance Capable	No
--------------------------------------	----

Product Compliance

For compliance documentation, visit the product page on TE.com>

EU RoHS Directive 2011/65/EU	Compliant with Exemptions
EU ELV Directive 2000/53/EC	Compliant with Exemptions
China RoHS 2 Directive MIIT Order No 32, 2016	Restricted Materials Above Threshold
EU REACH Regulation (EC) No. 1907/2006	Current ECHA Candidate List: JAN 2025 (247) Candidate List Declared Against: JUNE 2023 (235) SVHC > Threshold: Pb (3.5% in component part)



Octamethylcyclotetrasiloxane (D4) (.5% in component part)
Decamethylcyclopentasiloxane (D5) (.5% in component part)
Dodecamethylcyclohexasiloxane (D6) (.5% in component part)







Article Safe Usage Statements:
Do not eat, drink or smoke when using this product. Wash thoroughly after handling. Recycle if possible and dispose of the article by following all applicable governmental regulations relevant to your geographic location.

Halogen Content	Not Low Halogen - contains Br or Cl > 900 ppm.
Solder Process Capability	Not reviewed for solder process capability

Product Compliance Disclaimer

This information is provided based on reasonable inquiry of our suppliers and represents our current actual knowledge based on the information they provided. This information is subject to change. The part numbers that TE has identified as EU RoHS compliant have a maximum concentration of 0.1% by weight in homogenous materials for lead, hexavalent chromium, mercury, PBB, PBDE, DBP, BBP, DEHP, DIBP, and 0.01% for cadmium, or qualify for an exemption to these limits as defined in the Annexes of Directive 2011/65/EU (RoHS2). Finished electrical and electronic equipment products will be CE marked as required by Directive 2011/65/EU. Components may not be CE marked. Additionally, the part numbers that TE has identified as EU ELV compliant have a maximum concentration of 0.1% by weight in homogenous materials for lead, hexavalent chromium, and mercury, and 0.01% for cadmium, or qualify for an exemption to these limits as defined in the Annexes of Directive 2000/53/EC (ELV). Regarding the REACH Regulation, the information TE provides on SVHC in articles for this part number is based on the latest European Chemicals Agency (ECHA) ‘Guidance on requirements for substances in articles’ posted at this URL: <https://echa.europa.eu/guidance-documents/guidance-on-reach>

Compatible Parts

 <p>TE Part # 2276149-6 Large Size Wire Applicator-LP</p>	 <p>TE Part # 2293269-3 DIA 6MM,PIN TERMINAL</p>	 <p>TE Part # 2151022-1 OCEAN_2.0_APPLICATOR-S-055F070F-RSM</p>	 <p>TE Part # 2296057-2 COVER, CABLE SEAL, AC</p>
 <p>TE Part # 1-2350592-5 Family Seal, AC</p>	 <p>TE Part # 1-967640-1 4POS MQS REC COD A</p>		

Also in the Series | Charging Inlets



Automotive Connector Caps & Covers (56)




Automotive Connector Locks & Position Assurance(1)



Automotive Housings(30)



Automotive Seals & Cavity Plugs(5)

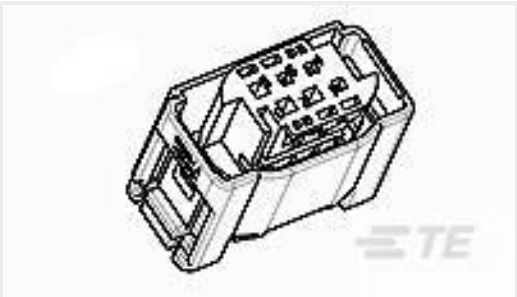


Automotive Terminals(2)




Electric, Hybrid & Fuel Cell Cable Assemblies(101)


Customers Also Bought



TE Part #2-967640-1
4POS MQS REC COD B




TE Part #2069957-2
REC CONN CVR,140POS,0.5 SERIES, TYPE-VII



TE Part #2229101-4
0.50 SERIES CONN 27POS PLUG ASSY



TE Part #CAT-AQ6-CIC
DC Fast Charge CCS1 and CCS2 Inlet Kits




TE Part #1554558-2
0.64/1.5 13POSITION CAP ASSY SMT V-TYPE




TE Part #1717109-3
0.64 III 16POS PLUG ASSY



TE Part #1903883-2
0.50 SERIES CONN 16POS PLUG HOUSING ASSY



TE Part #1903886-6
0.50 SERIES CONN 16POS PLUG HOUSING ASSY



TE Part #2174955-2
0.50/1.0 SEALED PLUG ASSY 105P

Documents



Product Drawings

CHARGE INLET, COMBO 2, 90 DEGREE

English

CHARGE INLET, COMBO 2, 90 DEGREE

English

CAD Files

Customer View Model

ENG_CVM_CVM_2375502-1_B.3d_igs.zip

English

Customer View Model

ENG_CVM_CVM_2375502-1_B.2d_dxf.zip

English

3D PDF

3D

Customer View Model

ENG_CVM_CVM_2375502-1_B.3d_stp.zip

English

By downloading the CAD file I accept and agree to the [Terms and Conditions](#) of use.

Datasheets & Catalog Pages

HIVONEX CONNECTORS & CHARGING SOLUTIONS

English

Product Specifications

Application Specification

English